




**i.Mak**<sup>®</sup>  
REDÜKTÖR & VARYATÖR A.Ş.

## **Paralel Milli Redüktörler**

**Parallel Shaft Helical Geared Motor / Motoréducteurs à arbres parallèles**


**Y00**



SERIES  
YP

**2023**  
TR | EN | FR

Gearboxes and Drives / Moto Réducteurs



E. MEK

YP

CS

<b>YP Serisi Redüktörlerin Genel Özellikleri</b> Descriptions and Specifications of the YP Serie <i>Descriptions et specifications de la serie YP</i>	<b>1-2</b>
<b>Tip Tanımlamaları</b> Unit Designation / <i>Types et designations</i>	<b>3</b>
<b>Opsiyonlar</b> Options / <i>Options</i>	<b>4</b>
<b>Redüktör Bağlantı Varyasyonları</b> Mounting Options and Variations of Gearbox / <i>Options de montage et d'accouplement</i>	<b>5</b>
<b>Redüktör Komponent Varyasyonları</b> Gearboxes Components Variations / <i>Options et variations (réducteur)</i>	<b>6</b>
<b>Motor Varyasyonları</b> Mounting Options and Variations of Motor / <i>Options de montage et d'accouplement (moteurs)</i>	<b>7</b>
<b>Motor Komponent Varyasyonları</b> Motor's Components Variations / <i>Composant et options moteurs</i>	<b>8</b>
<b>Redüktör Yükleme Karakteristikleri</b> Load Characteristics of Gearboxes / <i>Types de machines et applications</i>	<b>9-12</b>
<b>Radyal Yükler</b> Overhung Loads / <i>Charges radiales</i>	<b>13-16</b>
<b>Motor İşletme Değerleri</b> Motor Performance / <i>Performance moteurs</i>	<b>17-18</b>
<b>Frenler</b> Brakes / <i>Freins</i>	<b>19-20</b>
<b>Fren Seçim Tablosu</b> Brake Selection Table / <i>Table de sélection des freins</i>	<b>21</b>
<b>Servis Faktörü</b> Service Factor / <i>Service facteur</i>	<b>22</b>

<b>Geri Dönüş Kilitli Redüktörlerde Dönme Yönü</b> Direction of Rotation of the Gearbox With a Backstop <i>Sens de rotation des roulement anti-retour</i>	23
<b>Lastik Takoz</b> Rubber Rings / <i>Position de la boîte à bornes</i>	24
<b>Montaj Pozisyonları</b> Mounting Positions / <i>Position de montage</i>	25
<b>Yag Tablosu</b> Lubricant Table / <i>Huiles et lubrifiants</i>	26
<b>Montaj Pozisyonlarına Bağlı Olarak Yağ Miktarları</b> Oil Quantities Per Mounting Position <i>Quantités d'huiles en fonction des positions de montage</i>	27-30
<b>Klemens Pozisyonları</b> Position of Terminal Box / <i>Position de la boîte à bornes</i>	31
<b>Redüktör Sipariş</b> Gearbox Ordering / <i>Commandez votre réducteur</i>	32
<b>Antikorozyf Boya ve Kaplama</b> Anti-corrosion Surface Coating / <i>Traitement et Peinture Anti-corrosion</i>	33
<b>Sertifikalarımız</b> Certifications / <i>Certificats</i>	34
<b>Kontrol ve Bakım</b> Control and Maintenance Gearboxes / <i>Contrôle et maintenance des réducteurs</i>	35
<b>YP Serisi Redüktörler Güç ve Devir Tabloları</b> Power Ratings and Output Speed Table for YP Series / <i>YP Series puissances et vitesses de sorties</i>	36-101
<b>YP Serisi Redüktörler Ölçü Sayfaları</b> Dimensions Pages / <i>Dimensions</i>	102-158
<b>Paralel Milli Redüktörler Yedek Parça Şeması ve Listesi</b> General Parts List / <i>Liste des pièces détachées</i>	160-166



## Genel Bilgiler

---

General Information  
*Informations g n rales*

# YP

SERİSİ / SERIES / SÉRIES



- Monoblok döküm gövdeli
- 10 Farklı gövde büyüklüğü
- 200 – 18000 Nm moment aralığı
- 4 – 32080 Tahvil aralığı

- Cast iron monobloc housing
- 10 Size of housing
- Torque range from 200 to 18000 Nm
- Ratio range from 4 to 32080

- *Carter monobloc en fonte*
- *10 tailles de carter*
- *Couple allant de 200 à 18000 Nm*
- *Rapport de réduction compris entre 4 et 32080*

## YP serisi redüktörlerin genel özellikleri

Helisel dişlili, paralel milli YP serileri, devamlı yükleme altında ve ağır şartlarda çalışmaya elverişli olarak dizayn edilmiş redüktörlerimizdir. Dişli malzemesi, bu redüktörlere uygun bir biçimde yüksek dereceli çelikten 16MnCr5 veya fiziksel olarak eşdeğer malzemelerden yapılmış ve taşlanmıştır. Dişli sertliği 58 HRC değerindedir.

Yüksek kalite döküm teknolojisi ile elde edilen gövde yapısı, hassas işleme teknolojisi, taşlanmış dişlileri ile, sessiz çalışan bir redüktör olarak endüstriyel pazarda yerini bulmuştur.

Kompakt gövde dizaynı sayesinde, kısıtlı alan konstruksiyonlarında rahatça montajı yapılabilmektedir. Özellikle konveyör, vinç yürütme gibi sistemlerde en çok tercih edilen tiplerdendir.

YP tip redüktörlere özel olarak tasarlanmış, montaj lastikleri ile, redüktörlerin çok kolay bir şekilde montajını gerçekleştirebilirsiniz. Moment kolu prensibi mantığında çalışacak bir sistemde, redüktör ani kalkışlara karşı korunmuş olur. Sistemsel kasma ve gerilmeler minimize edilmiş olur.

Bu redüktörlerimizi, delik milli, çıkış milli, çift yönlü çıkış milli, sıkma bilezikli ve flanşlı şekilde kullanabilirsiniz.

Ayrıca geniş gövde seçenekleri ile birçok ihtiyacınızı karşılamış olursunuz.

## Descriptions and specifications of the YP serie.

The YP Series gearboxes are specially designed for applications with heavy loads or continuous working cycle. The set of components is based on helical gears made of 16MnCr5, all gears are grinded, and finished after heat treatment to reach 58 HRC hardness.

The iron cast housing is produced under a very specific process to guarantee a high performance of the gearbox itself. The CNC process guarantees a perfect respect of the initial design and calculations to provide a noise free working. The YP serie is perfect for conveyors, hoist drives and various other applications. Available with hollow shaft, output shaft, flange, and various other options, the YP gearboxes guarantee easy installation, mounting and maintenance.

## Descriptions et spécifications de la série YP.

Spécialement conçus pour les applications à charges continue, les réducteurs de la Série YP garantissent une performance optimale. Les pignons hélicoïdaux qui composent les réducteurs de cette série sont produits à partir d'acier 16MnCr5 avec une dureté de 58 HRC après traitement.

Le carter du réducteur est produit selon un procédé très précis et un contrôle qualité poussé pour permettre une qualité supérieure. Ces différents paramètres permettent d'obtenir un réducteur au fonctionnement sans bruit et avec une vibration limitée. Les réducteurs de la série YP sont parfaitement adaptés pour des applications de convoyage ou de manutention de matériaux. Disponibles avec une large gamme d'options (Arbres creux, arbre de sortie, bride, bras d'attraction...) les réducteurs YP garantissent une grande facilité pour le montage, l'installation et l'entretien quel que soit la configuration.




**Paralel milli redüktörler**

Parallel shaft helical geared motor / *Motoréducteurs à arbres parallèles*


Kod	Tip tanımlama	Input type designation	Spécifications des types
YP...	Giriş milli - delik milli	Input shaft - hollow shaft	Arbre d'entrée - arbre creux
YPF...	Giriş milli - flanş montajlı - delik milli	Input shaft - flange mounted - hollow shaft	Arbre d'entrée - bride de sortie - arbre creux
YPM...	Motorlu - delik milli	With motor - hollow shaft	Avec moteur - arbre creux
YPFM...	Motorlu - flanş montajlı - delik milli	With motor - flange mounted - hollow shaft	Avec moteur - bride de sortie - arbre creux
YPP...	IEC giriş flanşlı - delik milli	IEC input flange - hollow shaft	Bride d'entrée IEC - arbre creux
YFPF...	IEC giriş flanşlı - flanş montajlı - delik milli	IEC input flange - flange mounted - hollow shaft	Bride d'entrée IEC - bride de sortie - arbre creux
YPPM...	IEC giriş flanşlı motorlu - delik milli	IEC input flange with motor - hollow shaft	Bride d'entrée IEC - arbre creux
YFPFM...	IEC giriş flanşlı motorlu - flanş montajlı - delik milli	IEC input flange with motor - flange mounted - hollow shaft	Bride d'entrée IEC - avec moteur - bride de sortie - arbre creux

**Giriş opsiyonları**


Input options / *Options d'entrée*




**YP**  
**Giriş milli**  
Solid input shaft  
*Avec arbre de sortie*



**YPM**  
**Motorlu**  
With motor  
*Avec moteur*



**YPP**  
**IEC pam flanşlı**  
IEC input flange  
*Avec bride PAM - IEC*



**YPPM**  
**IEC pam flanşlı motorlu**  
IEC input flange with motor  
*Avec bride PAM-IEC et moteur*

**Redüktör opsiyonları / Gearboxes options / Options des motoréducteurs**


Kod	Opsiyon	Options	Options
SL	Çıkış Millî	Output shaft	Arbre de sortie
FL	Çıkış flanşlı	Output flange	Bride de sortie
H	Çektirme pulu	Retaining screw washer	Epaulement ( vis de fixation )
SDL	Sıkma bilezik	Shrink disc	Frette de serrage
OC	Çıkış koruma kapağı	Output cover	Bouchon ( arbre creux )
BSL	Mekanik kilit	Backstop	Roulement anti-retour

**Motor opsiyonları / Motor's options / Options moteurs**

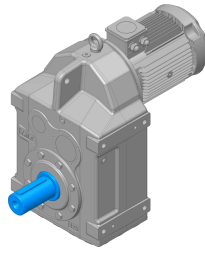
Kod	Opsiyon	Options	Options
BR	Fren	Brake	Frein
BRH	Manuel kollu fren	Brake with hand release	Frein avec ouverture manuel
BD	Çift fren	Double brake	Double frein
BDH	Manuel kollu çift fren	Double brake with hand release	Double frein avec ouverture manuel
E	Enkoder	Encoder	Encoder
EMK	Elektromanyetik kavrama	Electromagnetic clutches	Disque electromagnetique
CF	Harici fan	External fan	Ventilation externe
FG	Kanopi	Canopy	Canopé
U	Fansız motor (güdük)	Without fan	Sans ventilation
M	Monofaze motor	Mono phase motor	Moteur monophasé
BS	Mekanik kilit	Backstop	Roulement anti-retour

**Çıkış opsiyonları**


Output options / Options de sortie




**YP..**  
**Delik millî**  
Hollow output shaft  
Arbre creux



**YP....SL**  
**Çıkış millî**  
Output shaft  
Arbre de sortie



**YP...FL**  
**Çıkış flanşlı**  
Output flange  
Bride de sortie



**YP...FL-SL**  
**Çıkış millî - Çıkış flanşlı**  
Output shaft-Output flange  
Arbre et bride de sortie

**Çıkış Mili / Output shaft / Arbre de sortie**

Kod / Code	Varyasyon	Options	Options
111	Özel mil ölçüsü	Special shaft dimensions	Dimensions de l'arbre spéciale
112	Özel mil malzemesi	Special shaft materials	Matériel de l'arbre spéciale
113	Sertleştirilmiş mil	Hardened shaft	Axe durci
114	Diş çekilmiş mil	Screw	Axe à vis
115	Çoklu kama uygulaması	Shaft with multiple key	Arbre à multi clavette

**Kovan / Hollow shaft / Bride**

Kod / Code	Varyasyon	Options	Options
121	Özel kovan ölçüsü	Dimensions of special hollow shaft	Arbre creux spéciale
122	Özel kovan malzemesi	Material of special output hollow shaft	Arbre creux spéciale
123	Sertleştirilmiş kovan	Hardened steel hollow shaft	Arbre creux en acier trempé
124	Diş çekilmiş kovan	Hollow shaft with screw	Arbre creux a vis
125	Opsiyonel kovan	Optional output hollow shaft	Arbre creux optionnel
126	Çoklu kama uygulaması	Hollow shaft with splining	Arbre creux cannelé

**Giriş Mili - Pam Mili / Input shaft / Bride pam**

Kod / Code	Varyasyon	Options	Options
131	Özel mil ölçüsü	Dimensions of the shaft	Dimensions de l'arbre spéciale
132	Özel mil malzemesi	Material of special shaft	Matériaux de l'arbre spéciale
133	Sertleştirilmiş mil	Hardened steel shaft	Arbre en acier trempé
134	Çoklu kama uygulaması	Hollow shaft with screw	Arbre creux a vis
136	Diş çekilmiş mil	Shaft with screw	Arbre de sortie avec vis

**Çıkış Flanşı / Output flange / Bride de sortie**

Kod / Code	Varyasyon	Options	Options
141	Özel flanş ölçüsü	Dimensions of special output flange	Dimensions de la bride de sortie spéciale
142	Özel flanş malzemesi	Material of special output flange	Matériaux de la bride de sortie spéciale
143	Opsiyonel flanş	Optional output flange	Bride de sortie optionnelle
144	Standart dışı flanş*	Special output flange*	Bride de sortie spéciale*

**Giriş Flanşı / Input Flange / Bride d'entrée**

Kod / Code	Varyasyon	Options	Options
151	Özel flanş ölçüsü	Dimension of special input flange	Bride d'entrée spéciale
152	Özel flanş malzemesi	Material of special input flange	Matériaux de la bride d'entrée spéciale
153	Standart dışı flanş*	Special input flange*	Bride d'entrée spéciale*
157	NEMA Flanş	NEMA input flange	Bride d'entrée NEMA

\* İstenilen değişiklik ürünün standart flanşı üzerinde yapılamayıp yeni bir flanş tasarlanması durumudur / In the case your configuration require the production of a special flange / Dans le cas où la configuration de votre application requiert une bride d'entrée spéciale.

### Yağ / Oil / Huiles

Kod / Code	Varyasyon	Options	Options
211	Sentetik yağ VG 220 (SHC 630)	Synthetic oil VG 220 (SHC 630)	Huile synthétique VG 220 (SHC 630)
212	Gıda uyumlu yağ VG 220 (CIBUS 220)	Food compatible oil VG 220 (CIBUS 220)	Huile pour industrie agroalimentaire VG 220 (CIBUS 220)
213	-40C° Uyumlu yağ VG 220 (SHC 630)	Cold resistant oil -40C° VG 220 (SHC 630)	Huile base température -40C° VG220 (SHC 630)

### Keçe - Tapa / Seal - Cover / Joint - Bouchon

Kod / Code	Varyasyon	Options	Options
221	Özel ölçü keçe	Dimensions of special seal	Dimensions du joint spéciale
222	Özel ölçü tapa	Dimensions of special cover	Dimensions du bouchon spéciale
223	Özel marka keçe	Special brand of seal	Marque du joint spéciale
224	Özel marka tapa	Special brand of cover	Marque du bouchon spéciale
225	Viton keçe	Viton seal	Joint en viton
226	Özel tip keçe uygulaması	Special configuration of seal	Configuration spéciale du joint

### Rulman / Bearing / Roulement

Kod / Code	Varyasyon	Options	Options
231	Güçlendirilmiş çıkış rulmanı	Reinforced output bearing	Roulement renforcé (Sortie)
232	Güçlendirilmiş giriş rulmanı	Reinforced input bearing	Roulement renforcée (Entrée)
233	Özel marka rulman	Special brand of bearing	Marque du roulement spéciale
234	Özel ölçü rulman	Special dimensions of bearing	Dimensions du roulement spéciale
235	Mekanik kilit CW	Backstop bearing (CW)	Roulement anti-retour (CW)
236	Mekanik kilit CCW	Backstop bearing (CCW)	Roulement anti-retour (CCW)

### Gövde / Housing / Carter

Kod / Code	Varyasyon	Options	Options
241	Özel işlenmiş gövde	Special housing	Carter spéciale
242	Özel malzeme	Special housing materials	Carter avec matériaux spéciaux

### Boya / Paint / Peinture

Kod / Code	Varyasyon	Options	Options
251	Özel renk boya	Special paint color	Couleur spéciale
252	Özel tip boya	Special paint type	Type de peinture spéciale
253	Epoksi boya	Epoxy paint	Peinture epoxy
254	Akrilik boya (dış ortam)	Acrilic paint	Peinture acrylique (Environnement extérieur)
255	Su bazlı boya	Water based paint	Peinture à base d'eau
256	Antikorozif boya	Anti-corrosion paint	Peinture anti-corrosion

### Dişli / Gears / Pignons

Kod / Code	Varyasyon	Options	Options
261*	Özel imalat dişli	Special gear	Pignons spéciaux
262	Katalog dışı tahvil	Gear ratio (Catalogue)	Rapport de réduction des pignons (Catalogue)

\* 261 kodu, 262 kodunu kapsamaktadır. / 261 and 262 codes are equivalent. / Les codes 261 et 262 sont équivalents.

**Voltaj - Frekans / Voltage and frequency / Voltage et frequence**

Kod / Code	Varyasyon	Options	Options
311	Özel voltaj motor	Special Voltage	Voltage spécial
312	Özel frekans motor	Special frequency	Fréquence spéciale

\* 400 V 50 Hz dışı tüm sarımlar standart dışı kabul edilir / 400 V 50 Hz are considered as standard / 400 V 50 Hz sont les normes standards

**Koruma Sınıfı / IP Classification / Classification IP**

Kod / Code	Varyasyon	Options	Options
321	IP 54	IP 54	IP 54
322	IP 56	IP 56	IP 56
323	IP 65	IP 65	IP 65
324	IP 66	IP 66	IP 66

IP 55 Standart kabul edilir / IP 55 is our standard / IP 55 étant la classe standard

**İzolasyon sınıfı / Isolation class / Classe d'isolations**

Kod / Code	Varyasyon	Options	Options
331	B sınıfı	B - class	Classe - B
332	H sınıfı	H - class	Classe - H

\* F izolasyon sınıfı standart kabul edilir. / F class is accepted as a standard / La classe F étant la norme d'isolation standard

\* 0 C° ile 40 C° aralığı dışındaki ortam sıcaklıkları ini fabrikaya danışinizi. / Adapted for outside environment with temperature in between 0 C° and 40 C° / Adapté aux environnements extérieurs avec une température comprises entre 0° C et 40° C

**Rulman / Bearing / Roulement**

Kod / Code	Varyasyon	Options	Options
341	Sıcak ortam rulmanı*	Bearing for hot environment	Roulement pour environnement a températures élevées
342	Soğuk ortam rulmanı*	Bearing for cold environment	Roulement pour environnement a températures négatives
343	İzole rulman	Isolated bearing	Roulement isolé
344	Gresörlük	Bearing with greasing nipples	Roulement avec graisseurs
345	Mekanik kilit CW	Backstop bearing ( CW )	Roulement anti-retour ( CW )
346	Mekanik kilit CCW	Backstop bearing ( CCW )	Roulement anti-retour ( CCW )

\* 0 C° ile 40 C° aralığı dışındaki ortam sıcaklıkları ini fabrikaya danışinizi / For outside environment with temperature out of 0C° and 40C° consult our technical team / Pour des environnements avec des température non comprises entre 0C° et 40C° consultez nos équipes techniques.

**Marka / Brand / Marque**

Kod / Code	Varyasyon	Options	Options
351	Gamak Motor	Gamak Motor	Gamak Moteur
352	Volt Elektrik Motor	Volt Motor	Volt Moteur
353	Aemot Motor	Aemot Motor	Aemot Moteur
354	Wat Motor	Wat Motor	Wat Moteur
356	Diğer	Diğer	Diğer

**Verim Sınıfı / Efficiency classifications / Classes d'efficience énergétique**

Kod / Code	Varyasyon	Options	Options
362	IE 2	IE 2	IE 2
363	IE 4	IE 4	IE 4

\* IE 3 verim sınıfı standart kabul edilir. / IE 3 is the standard category / IE 3 étant la norme standard

### Fren markası / Brake's brand / Marque du frein

Kod / Code	Varyasyon	Options	Options
411	EMF fren	EMF brake	Frein - EMF
412	Fatih fren	Fatih brake	Frein - Fatih
413	Diğer	Other	Autres

### Fren tipi / Type of brake / Type de frein

Kod / Code	Varyasyon	Options	Options
421	220 V soğutmalı	220 V cooler	220 V - avec refroidissement
422	24 V soğutmalı	24 V cooler	24 V - avec refroidissement
423	220 V soğutmasız*	220 V without cooler	220 V - sans refroidissement
424	24 V soğutmasız*	24 V without cooler	24 V - sans refroidissement
425	Çift balatalı fren	Double disk brake	Frein avec double disque
426	Özel tip fren	Special brake type	Type de frein spécial
427	Özel voltaj fren	Special voltage for brake	Frein avec voltage spécial

\* Soğutmasız frenlerde motor fan muhafazası bulunmamaktadır / The brake without cooling are installed without fan or cover / Les freins sans refroidissement ne sont pas équipés de couvercle ou d'hélice.

### Enkoder / Encoder / Codeur

Kod / Code	Varyasyon	Options	Options
431	HPL 100 Pulse rotary enkoder	HPL 100 Pulse rotary encoder	HPL 100 Codeur d'impulsions rotatif
432	HPL 360 Pulse rotary enkoder	HPL 360 Pulse rotary encoder	HPL 360 Codeur d'impulsions rotatif
433	HPL 500 Pulse rotary enkoder	HPL 500 Pulse rotary encoder	HPL 500 Codeur d'impulsions rotatif
434	HPL 1024 Pulse rotary enkoder	HPL 1024 Pulse rotary encoder	HPL 1024 Codeur d'impulsions rotatif
435	HPL 2048 Pulse rotary enkoder	HPL 2048 Pulse rotary encoder	HPL 2048 Codeur d'impulsions rotatif
436	HTL 1024 Pulse rotary enkoder	HTL 1024 Pulse rotary encoder	HTL 1024 Codeur d'impulsions rotatif
437	HTL 2048 Pulse rotary enkoder	HTL 2048 Pulse rotary encoder	HTL 2048 Codeur d'impulsions rotatif
438	TTL 1024 Pulse rotary enkoder	TTL 1024 Pulse rotary encoder	HTL 1024 Codeur d'impulsions rotatif
439	TTL 2048 Pulse rotary enkoder	TTL 2048 Pulse rotary encoder	TTL 2048 Codeur d'impulsions rotatif
440	Diğer	Others	Autres

\* Diğer enkoder çeşitleri için fabrikaya danışınız / For different type of encoder contact our sales team / Pour des type de codeurs différents contactez notre équipe technique

### Termistör - Isıtıcı / Thermistor and heater / Thermistatet chauffage

Kod / Code	Varyasyon	Options	Options
441	PTC X 1 termistör	PTC X 1 thermistor	PTC X 1 Thermistat
442	Bimetal termostat	Bimetallic switch	Interrupteur bilame
443	Basın sensörü	Pressure sensor	Senseur pression
444	110 V sargı ısıtıcı	110 V coil heat	Bobine chauffante 110 V
445	220 V sargı ısıtıcı	220 V coil heat	Bobine chauffante 220 V
446	PT 100	PT 100	PT 100

### Harici fan / External fan / Ventilateur externe

Kod / Code	Varyasyon	Options	Options
451	24 VDC (EBM)	24 VDC (EBM)	24 VDC (EBM)
452	230 VAC (EBM)	230 VAC (EBM)	230 VAC (EBM)
453	380 VAC (EBM)	380 VAC (EBM)	380 VAC (EBM)
454	230 VAC	230 VAC	230 VAC
455	380 VAC	380 VAC	380 VAC

### Özel motorlar / Special motor / Moteur spécial

Kod / Code	Varyasyon	Options	Options
461	Servo motor*	Servo motor	Servo moteur
462	DC motor*	DC motor	Moteur DC
463	Vektör motor	Vector motor	Moteur vecteur
464	Tork motoru	Tork motor	Moteur à couple élevé
465	Hidro motor*	Hydraulic motor	Moteur hydraulique
466	Pnömatik motor*	Compressed air motor	Moteur a air comprimé
467	Ex-proof motor	Explosion proof motor	Moteur anti-explosion
468	Senkron relüktans motor	Synchronous reluctance motors	Moteur à reluctance synchrone
469	Senkron motor*	Synchronous motors	Moteurs synchrones
470	Müşteri motoru	Customer's motor	Moteur en provenance du client

\* Motorlar firmamız tarafından tedarik edilmemektedir / Our factory is not providing such motors / Moteur non fournis par notre usine

Özel motor kodları motorların fabrikamız tarafından takıldığı durumlarda uygulanır / Motors installed in our factory / Moteur installés dans notre usine

Ekskavatörler		Excavators		Excavateur	
Zincir kovalı ekskavatörler	H	Chain-Bucket excavators	H	Excavateurs à gaudets	H
Paletli yürüyüşler	H	Travelling gears (Caterpillar)	H	Convoyeur à étage	H
Ray üzerinde yürüyüşler	M	Travelling gears ( Rails )	M	Convoyeur à rails	M
Manevra mekanizmaları	U	Manoeuvring winches	U	Grues à manœuvre	U
Emiş pompaları	M	Pumps	M	Pompes	M
Kovalı çarklar	H	Bucket wheels	H	Roue à gaudets	H
Dönüş mekanizmalar	M	Slewing gears	M	Pignons rotatif	M

İnşaat Makinaları		Building Machines		Machine de Construction	
İnşaat asansörleri	U	Hoists	U	Grues de construction	U
Betoniyerler	M	Concrete mixers	M	Malaxeur à béton	M
Yol inşaat makinaları	M	Road construction machines	M	Machine de construction(routes)	M

Kaldırma ve İletme Tesisleri		Conveyor		Convoyeurs	
Zincirli konveyör	M	Through chain conveyors	M	Convoyeurs à chaines	M
Mafsal bantlı konveyörler	M	Link conveyors	M	Convoyeur à bande souple	M
Lastik bantlı konveyörler (Dökme Yükler)	U	Belt conveyors (Bulk Goods)	U	Convoyeur à bande rigide	U
Lastik bantlı elevatörler	M	Ballast elevators	M	Elevateurs à bande	M
Lastik cepli elevatörler	M	Ballast pocket elevators	M	Elevateur à poche	M
Lastik bantlı konveyörler (Parça Yükler)	M	Belt conveyors (Piece Goods)	M	Convoyeur à bande	M
Askılı konveyörler	U	Chain conveyors	U	Convoyeur à chaines	U
Yük asansörleri	M	Goods lifts	M	Élévateur à chaines	M
Kovalı elevatörler (Toz Malzeme)	U	Bucket elevators (Flour Goods)	U	Élévateur à godets (graviers)	U
Helezon konveyör	M	Screw conveyors	M	Vis d'Archimède	M
Kovalı elevatörler (Parçalı Malzeme)	M	Bucket elevators (Piece Goods)	M	Élevateurs à godets (Roches)	M
Eğik asansörler	H	Inclined hoists	H	Grues inclinées	H
Çelik bantlı konveyörler	M	Steel belt conveyors	M	Convoyeur à bande (Acier)	M
Paletli konveyörler	M	Apron conveyors	M	Convoyeurs à palettes	M

Tahrik Makinası Torque Machine Machines couplées	Günlük Çalışma Müddeti (Saat) Daily Working Period (Hour) Utilisation journalière (Heure)	Makinanın Yükleme Karakteristiği Load Characteristics of Machines Caractéristique des charges		
		Hafif Yük U Uniform Load U Charge uniforme U	Orta Yük M Moderate Load M Charge modérée M	Ağır Yük H Heavy Load H Charge élevée H
<b>Elekt. Motorlu</b> / Elect. Motor / <i>Moteurs élect.</i> <b>Türbin</b> / Turbin / <i>Turbine</i> <b>Hidrolik</b> / Hydraulic / <i>Hydraulique</i>	0.....3	0.8	1	1.5
	3....10	1	1.25	1.75
	10...24	1.25	1.5	2
<b>Pistonlu Makinalar ( 4....6 Silindir</b> Piston Machines ( 4....6 Cylinder ) <i>Machine à pistons ( 4.....6 Cylindres )</i>	0.....3	1	1.25	2
	3....10	1.25	1.5	2
	10...24	1.5	1.75	2
<b>Pistonlu Makinalar ( 1.....2 Silindir)</b> Piston Machines ( 1.....2 Cylinder ) <i>Machine à pistons ( 1.....2 Cylindres )</i>	0.....3	1.25	1.5	2
	3....10	1.5	1.75	2.25
	10...24	1.75	2	2.5

Kimya Endüstrisi		Chemical Industry		Industrie Chimique	
Soğutma tamburları	M	Cooling drums	M	Tambours de refroidissement	M
Karıştırıcılar	M	Mixers	M	Mixeurs	M
Çalkalayıcılar (Hafif Akışkanlar)	U	Agitators ( Liquids )	U	Agitateurs (Liquides)	U
Çalkalayıcılar (Ağır Akışkanlar)	M	Agitators ( Semi Liquids )	M	Agitateurs (Semi liquide)	M
Tambur kurutucuları	M	Drying drums	M	Tambours de séchage	M
Santrifüjler	U	Centrifuges ( Lights )	U	Centrifugeuse (Légère)	U
Santrifüjler	H	Centrifuges ( Heavy )	H	Centrifugeuse (Lourde)	H

Petrol Endüstrisi		Oil Industry		Pétrole et Hydrocarbures	
Boru hattı pompaları	M	Pipeline pumps	M	Pompes à oléoducs	M
Kuyu açma mekanizmaları	H	Rotary drilling equipment	H	Foreuse à cylindres	H

Ventilatör Ve Aspiratörler		Fans		Ventilations	
Pistonlu ventilatörler	M	Rotary piston blowers	M	Souffleurs rotatifs	M
Ventilatör ( Aksiyal ve Radyal )	U	Blowers ( Axial and Radial )	U	Souffleurs ( Axe et radial )	U
Santrifüj (türbinli) körük	H	Centrifugal	H	Centrifugeuse	H

Kauçuk Makinaları		Rubber Machines		Industrie du Caoutchouc	
Ekstruder ve kanderler	H	Extruders and calenders	H	Extrudeuse	H
Yoğurma makinaları	H	Pug mills	H	Malaxeur	H
Karıştırıcılar	M	Mixers	M	Mixeurs	M
Silindirme makinaları	H	Rolling mills	H	Presse	H

Ağaç İşleme Makinaları		Wood Working Machine		Industries Forestières	
Yontma tamburları	H	Backers	H	Presse à bois	H
Planya makinaları	M	Planing machines	M	Aplanisseuses	M
Ağaç işleme tezgahları	U	Wood working machines	U	Découpe de bois	U
Şerit testereleler	H	Band saws	H	Scie	H

Yıkama Makinaları		Washing Machines		Laveuses	
Yıkama makinaları	U	Washing machines	U	Machine de lavage	U
Tamburlu kurutucular	M	Tumblers	M	Tambours	M

Tahrik Makinası Torque Machine Machines couplées	Günlük Çalışma Müddeti (Saat) Daily Working Period (Hour) Utilisation journalière (Heure)	Makinanın Yükleme Karakteristiği Load Characteristics of Machines Caractéristique des charges		
		Hafif Yük U Uniform Load U Charge uniforme U	Orta Yük M Moderate Load M Charge modérée M	Ağır Yük H Heavy Load H Charge élevée H
<b>Elekt. Motorlu</b> / Elect. Motor / <i>Moteurs élect.</i> <b>Türbin</b> / Turbin / <i>Turbine</i> <b>Hidrolik</b> / Hydraulic / <i>Hydraulique</i>	0....3	0.8	1	1.5
	3....10	1	1.25	1.75
	10...24	1.25	1.5	2
<b>Pistonlu Makinalar ( 4....6 Silindir</b> Piston Machines ( 4....6 Cylinder ) <i>Machine à pistons ( 4.....6 Cylindres )</i>	0....3	1	1.25	2
	3....10	1.25	1.5	2
	10...24	1.5	1.75	2
<b>Pistonlu Makinalar ( 1....2 Silindir</b> Piston Machines ( 1....2 Cylinder ) <i>Machine à pistons ( 1.....2 Cylindres )</i>	0....3	1.25	1.5	2
	3....10	1.5	1.75	2.25
	10...24	1.75	2	2.5



Vinç Tesisleri		Cranes		Grues	
Bom kaldırma	H	Derricking jib bomm gear	H	Bras ouvrant	H
Vinç yürüyüşleri	U	Travelling gears	U	Grues(Charriot )	U
Yük kaldırma	H	Hoist gears	H	Grues	H
Dönüş tertibatları	U	Slewing gears	U	Pignons rotatifs	U

Metal İşleme Makinaları		Metal Working Machines		Métallurgie et Acieries	
Planya makineleri	S	Planing machine	S	Aplaniseuses	S
Çekiç tokmak	S	Hammer	S	Marteau	S
Oyma makinesi	S	Engraving machine	S	Graveuses	S
Presler	H	Presses	H	Presses	H
Makaslar ( Giyotin )	M	Shears	M	Découpeuses	M
Sıcak basma presleri	H	Forging presses	H	Presse à forge	H
Takım tezgahları ( Ana Tahrık )	M	Machines tools ( Main Drives )	M	Machine outil ( Axe principal )	M
Takım tezgahları ( Yardımcı Tahrık )	U	Machines tools ( Auxiliarily Drives )	U	Machine outil ( axe secondaire )	U

Gıda Endüstri Makinaları		Food Industry Machines		Industrie Agroalimentaire	
Doldurma makinaları ( Şişe, Kavanoz vs.)	U	Filling machines ( Bottles, Contaniers.)	U	Embouteilleuse	U
Yoğurma makinaları	M	Kneading machines	M	Malaxeurs	M
Ambalaj makinaları	U	Packaging machines	U	Machine d'emballage	U
Şeker kamışı kırıcıları	M	Cane crushers	M	Presse à canne	M
Şeker kamışı kesicileri	M	Cane cutters	M	Découpeuse de canne	M
Şeker kamışı öğütücüleri	H	Cane millis	H	Broyeurs de cannes	H
Şeker pancarı kesicileri	M	Sugar beet cutters	M	Découpeuse de betteraves	M
Şeker pancarı yıkayıcıları	M	Suger beet washers	M	Laveuse à betteraves	M

Pompalar		Pumps		Pompes	
Pistonlu pompalar (Q1 / 100)	H	Piston pumps ( Q1 / 100 )	H	Pompes à piston ( Q1 / 100 )	H
Pistonlu pompalar (Q1 / 100 : 1 / 20)	M	Piston pumps ( Q1 / 100 : 1 / 20 )	M	Pompes à piston ( Q1 / 100 : 1 / 20 )	M
Türbin ( Hafif Akışkan )	U	Turbin ( Light - Liquids )	U	Turbine (Liquides légers)	U
Türbin ( Ağır Akışkan )	M	Turbin ( Semi - Liquids )	M	Turbine (Semi-liquide)	M

Tahrık Makinası Torque Machine Machines couplées	Günlük Çalışma Müddeti (Saat) Daily Working Period (Hour) Utilisation journalière (Heure)	Makinanın Yükleme Karakteristiği Load Characteristics of Machines Caractéristique des charges		
		Hafif Yük U Uniform Load U Charge uniforme U	Orta Yük M Moderate Load M Charge modérée M	Ağır Yük H Heavy Load H Charge élevée H
<b>Elekt. Motorlu</b> / Elect. Motor / Moteurs élect. <b>Türbin</b> / Turbin / Turbine <b>Hidrolik</b> / Hydraulic / Hydraulique	0.....3	0.8	1	1.5
	3....10	1	1.25	1.75
	10...24	1.25	1.5	2
<b>Pistonlu Makinalar ( 4....6 Silindir</b> Piston Machines ( 4....6 Cylinder ) Machine à pistons ( 4.....6 Cylindres )	0.....3	1	1.25	2
	3....10	1.25	1.5	2
	10...24	1.5	1.75	2
<b>Pistonlu Makinalar ( 1....2 Silindir</b> Piston Machines ( 1....2 Cylinder ) Machine à pistons ( 1.....2 Cylindres )	0.....3	1.25	1.5	2
	3....10	1.5	1.75	2.25
	10...24	1.75	2	2.5

Kağıt Endüstri Makinaları		Paper Industry Machines		Industrie Papetière	
Düzleme silindirleri	H	Glazing Cylinders	H	Cylindres appliniseurs	H
Holender	M	Hollenders	M	Holenders	M
Kağıt hamur makineleri	H	Pulpers	H	Pulpeuses	H
Kalender	H	Calender	H	Calendrier	H
Taş presler	H	Stone Presses	H	Presse	H
Vakum presler	H	Vacum Presses	H	Presse à aspiration	H
Kuru silindirler	H	Drying Cylinders	H	Cylindres de séchage	H

Taş ve Kil Makinaları		Stone and Clay Working Machines		Roches et Argiles	
Kırıcılar	H	Breakers	H	Broyeurs	H
Döner fırınlar	M	Rotary ovens	M	Four rotatifs	M
Çekiçli değirmenler	H	Hammer mills	H	Broyeux à marteaux	H
Bilyalı değirmenler	H	Ball mills	H	Broyeurs à billes	H
Çarpmalı öğütücüler	H	Beater mills	H	Broyeux à percussions	H
Tuğla presleri	H	Brick presses	H	Presse à pavès	H

Tekstil Makinaları		Textile Machines		Industrie du Textile	
Sargı makinaları ( Q1 / 100 )	M	Batchers ( Q1 / 100 )	M	Machines d'emballages	M
Basma ve boyama mak.	M	Printing and dyeing machines	M	Presse et imprimante	M
Dokuma tezgahları	M	Looms	M	Tisseuse	M

Kompresörler		Compressors		Compresseurs	
Turbo kompresör	M	Turbo compressors	M	Turbocompresseurs	M

Silindirme ve Çekme Tesisleri		Metal Rolling Mills		Acieries	
Sac kesme makineleri	H	Sheet metal cutting machines	H	Découpeuses	H
Hız ayarlı silindirlere	M	Roller adjustment drivers	M	Ajusteuse à presses	M
Çubuk kesme makinaları	H	Billet shears	H	Scies	H
Kabuk sıyırma makinaları	H	Descaling machines	H	Eplucheuse	H
Tel çekme tesisleri	M	Wire drawing machines	M	Enrouleuses	M
Soğuk çekme tesisleri	H	Cooling beds	H	Bande de refroidissements	H
Rulolu nakil ( Hafif )	M	Roller tables ( Lights )	M	Enrouleuses ( légères )	M
Rulolu nakil ( Ağır )	H	Roller tables ( Heavy )	H	Enrouleuses ( lourdes )	H
Silindir haddeleme	H	Manipulators	H	Cylindres	H

Tahrik Makinası Torque Machine Machines couplées	Günlük Çalışma Müddeti (Saat) Daily Working Period (Hour) Utilisation journalière (Heure)	Makinanın Yükleme Karakteristiği Load Characteristics of Machines Caractéristique des charges		
		Hafif Yük U Uniform Load U Charge uniforme U	Orta Yük M Moderate Load M Charge modérée M	Ağır Yük H Heavy Load H Charge élevée H
<b>Elekt. Motorlu</b> / Elect. Motor / Moteurs élect. <b>Türbin</b> / Turbin / Turbine <b>Hidrolik</b> / Hydraulic / Hydraulique	0.....3	0.8	1	1.5
	3....10	1	1.25	1.75
	10...24	1.25	1.5	2
<b>Pistonlu Makinalar ( 4....6 Silindir</b> Piston Machines ( 4....6 Cylinder ) Machine à pistons ( 4.....6 Cylindres )	0.....3	1	1.25	2
	3....10	1.25	1.5	2
	10...24	1.5	1.75	2
<b>Pistonlu Makinalar ( 1....2 Silindir</b> Piston Machines ( 1....2 Cylinder ) Machine à pistons ( 1.....2 Cylindres )	0.....3	1.25	1.5	2
	3....10	1.5	1.75	2.25
	10...24	1.75	2	2.5

### Radyal Yüklerin Belirlenmesi

Meydana gelen radyal yükün hesaplanabilmesi için redüktörün çıkış veya giriş miline bağlanan iletme elemanının tipi dikkate alınmalıdır. Aşağıdaki tabloda bazı iletme elemanları faktörleri ( $f_i$ ) verilmiştir.

<u>İletme Elemanı</u>	<u>İletme Elemanı Faktörü (<math>f_i</math>)</u>	<u>Açıklama</u>
Dışli	1,15	< 17 diş
Zincir Dışli	1,40	< 13 diş
Zincir Dışli	1,25	< 20 diş
V- Kayış Kasnakları	1,75	Ön Gerilme Kuvveti
Düz Kayış Kasnakları	2,50	Ön Gerilme Kuvveti
Triger Kayış Kasnakları	1,50	Ön Gerilme Kuvveti

Mil üzerindeki radyal yük aşağıdaki formülle hesaplanır:

$$F_R = \frac{Md \cdot 2000}{d_0} \cdot f_i$$

$F_R[N]$  = Radyal Yük  
 $M_d[Nm]$  = Döndürme Momenti  
 $d_0[mm]$  = İletme elemanının Ortalama Çapı  
 $f_i$  = İletme Elemanı Faktörü

Bu değerler gözönüne alınarak hesaplanan sonuçlar doğrultusunda, kataloğumuzda yer alan redüktörlere ait radyal yükleri görerek seçim yapabilirsiniz. Bu tablolarda verilen radyal yükler rulman ömrüne göre belirlenmiş olup  $S_f = 1$  şartına ve yükün milin ortasını yüklediği durumlar için verilmiştir.

### Determining of Overhung Loads

Type of transmission component mounting output or input shaft has to be consideration to find occurred overhung loads. Some transmission component factor ( $f_i$ ) is given at the table below.

<u>Transmission Component</u>	<u>Transmission Component Factor (<math>f_i</math>)</u>	<u>Explanation</u>
Gear	1,15	< 17 teeth
Sprockets	1,40	< 13 teeth
Sprockets	1,25	< 20 teeth
V- Belt Pulleys	1,75	Pre-tension
Flat Belt Pulleys	2,50	Pre-tension
Trigger Belt Pulleys	1,50	Pre-tension

Overhung Loads on shaft is find by at the formula below:

$$F_R = \frac{Md \cdot 2000}{d_0} \cdot f_i$$

$F_R[N]$  = Overhung Load  
 $M_d[Nm]$  = Torque  
 $d_0[mm]$  = Mean Diameter of Transmission Component  
 $f_i$  = Transmission Component Factor

You can Choose, by seeing overhung loads belong to gearboxes in our catalog according to determined results by considering these values. The given overhung loads on the tables are determined according to working life, on  $S_f = 1$  and force which are applied to the midpoint of the shaft

### Calcul des charges radiales

Afin de determiner les charges radials en bouts d'arbres il conviens de prendre en compte les paramètre et coefficients suivants. Le coefficient correcteur ( $f_i$ ) est a appliquer en fonction du type de transmission

<u>Élément de transmission</u>	<u>Coefficient correcteur (<math>f_i</math>)</u>	<u>Remarques</u>
Pignons	1,15	< 17 dents
Roue a chaine	1,40	< 13 dents
Roue a chaine	1,25	< 20 dents
Poulies a gorges	1,75	En fonction de la précontrainte
Poulies plates	2,50	En fonction de la précontrainte
Poulies dentées	1,50	En fonction de la précontrainte

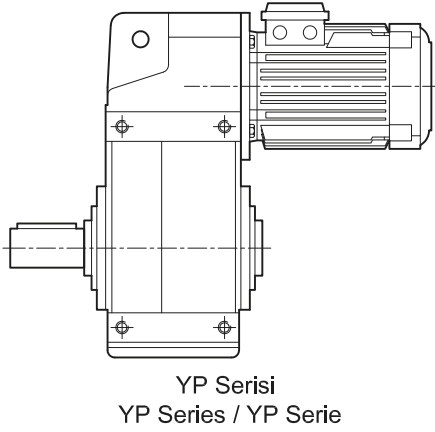
La charge radiale en bout d'arbre se calcule en utilisant la formule suivante:

$$F_R = \frac{Md \cdot 2000}{d_0} \cdot f_i$$

$F_R[N]$  = Charge appliquée en bout d'arbre(N)  
 $M_d[Nm]$  = Couple en Nm  
 $d_0[mm]$  = Diamètre de l'élément de transmission(mm)  
 $f_i$  = Coefficient correcteur pour charge radiale

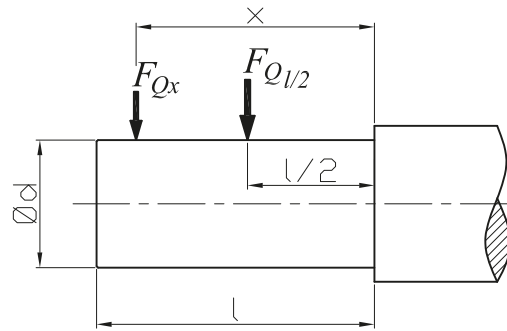
Les résultats sont définis en fonction de la durée de vie et d'utilisation des réducteurs. Les résultats se basent sur les charges radiales appliquées au centre de l'arbre.

Radyal Yük Hesabı, Çıkış Miline etkiyen Durum için  
Calculation of Overhung Load for State Acting on Output Shaft  
Calculs des charges radiales appliquées sur l'arbre de sortie



Radyal Yük Hesabı için Sabit Değerler Tablosu  
Tables of Fixed Values for Calculation of Overhung Load  
Tableau des valeurs préétablies pour le calcul des charges radiales

YP Serisi / YP Series / YP Série				
Tip / Type	k	c	d	l
YP 43 - 42	81	81	25	-
YP 53 - 52	96	96	25	-
YP 63 - 62	125.5	125.5	30	-
YP 73 - 72	146.25	146.25	40	-
YP 83 - 82	173.65	173.65	50	-
YP 93 - 92	197	197	60	-
YP 103 - 102	247	247	70	-
YP 123 - 122	303	303	90	-
YP 143 - 142	354.75	354.75	110	-
YP 153 - 152	402	402	120	-



Radyal yük, milin orta noktasında değil ise  $F_{Qx} = F_{Q/2} \cdot \frac{k}{c+x}$  formülü ile hesaplanır.

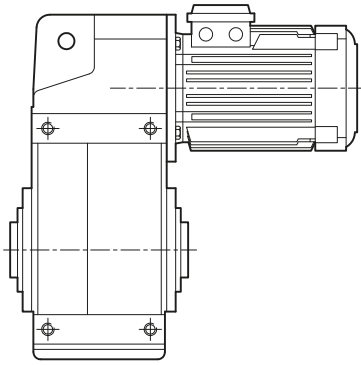
If overhung load is not applied at the midpoint of output shaft; it is calculated by  $F_{Qx} = F_{Q/2} \cdot \frac{k}{c+x}$

Dans le cas où les charges radiales ne sont pas appliquées au centre de l'arbre d'entrée, la formule à appliquer est

$$F_{Qx} = F_{Q/2} \cdot \frac{k}{c+x}$$

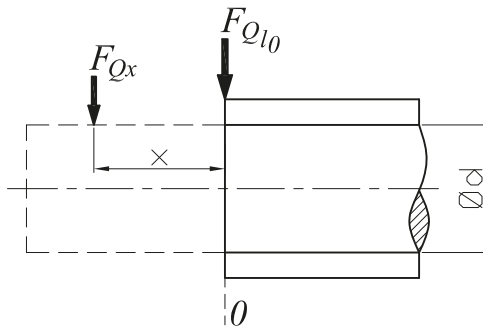
Radyal Yük Hesabı, Kovana etkiyen Durum için  
Calculation of Overhung Load for State Acting on Hollow Shaft  
Calcul des charges radiales appliquées en configuration arbre creux

Radyal Yük Hesabı için Sabit Değerler Tablosu  
Tables of Fixed Values for Calculation of Overhung Load  
Tableau des valeurs préétablies pour le calcul des charges radiales



YP Serisi  
YP Series / YP Serie

YP Serisi / YP Series / YP Série				
Tip / Type	k	c	d	l
YP 43 - 42	106	81	25	50
YP 53 - 52	124.5	99.5	25	50
YP 63 - 62	146.5	116.5	30	60
YP 73 - 72	190.25	150.25	40	80
YP 83 - 82	223.65	173.65	50	100
YP 93 - 92	261.5	201	60	120
YP 103 - 102	322.5	252	70	140
YP 123 - 122	390	305	90	170
YP 143 - 142	459.75	354.75	110	210
YP 153 - 152	507	402	120	210

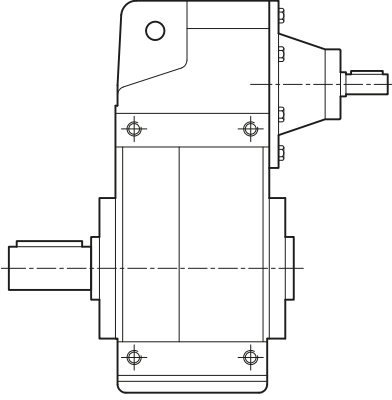


Radyal yük, kovanın 0 noktasında değil ise  $F_{Qx} = F_{Q10} \cdot \frac{k}{c+x}$  formülü ile hesaplanır.

If overhung load is not applied at the zero point of hollow shaft; it is calculated by  $F_{Qx} = F_{Q10} \cdot \frac{k}{c+x}$

Si les charges radiales ne sont pas appliquées au point 0 de l'arbre creux, il convient d'appliquer la formule suivante  $F_{Qx} = F_{Q10} \cdot \frac{k}{c+x}$

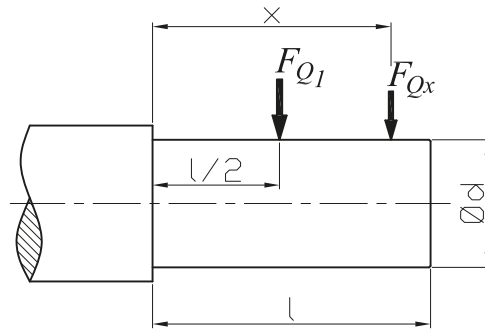
Radyal Yük Hesabı, Giriş Miline etkiyen Durum için  
Calculation of Overhung Load for State Acting on Input Shaft  
Calcul des charges appliquées sur l'arbre d'entrée



**YP Serisi**  
YP Series / YP Serie

Radyal Yük Hesabı için Sabit Değerler Tablosu  
Tables of Fixed Values for Calculation of Overhung Load  
Tableau des valeurs préétablies pour le calcul des charges radiales

YP Serisi / YP Series / YP Série				
Tip / Type	k	c	d	l
YP 43 - 42	83.5	63.5	19	40
YP 53 - 52	83.5	63.5	19	40
YP 63 - 62	52.5	67.5	24	50
YP 73 - 72	110	77	24	50
YP 83 - 82	119	89	28	60
YP 93 - 92	123	88	34	70
YP 103 - 102	159.5	109.5	48	100
YP 123 - 122	187.5	132.5	55	110
YP 143 - 142	233	178	55	110
YP 153 - 152	341.5	201.5	70	140



Radyal yük, milin orta noktasında değil ise  $F_{Qx} = F_{Q1} \cdot \frac{k}{c+x}$  formülü ile hesaplanır.

If overhung load is not applied at the midpoint of input shaft; it is calculated by  $F_{Qx} = F_{Q1/2} \cdot \frac{k}{c+x}$

Dans le cas où les charges radiales ne sont appliquées au centre de l'arbre d'entrée, la formule à appliquer est

$$F_{Qx} = F_{Q1/2} \cdot \frac{k}{c+x}$$

**1500 d/d Motorlar / Motors / Moteurs**

Kod	Güç (KW)	Hız (d/d)	Anma Akımı	Moment (Nm)	Verim		IE Sınıfı	Çalışma Sınıfı
					100%	75%		
Code	Power (KW)	Speed (r.p.m.)	Rated Current	Torque (Nm)	Efficiency		IE Class	Duty Type
					100%	75%		
Code	Puissance (kW)	Vitesse (r.p.m.)	Ampère	Couple (Nm)	Efficience		Classe IE	Classe d'utilisation
					100%	75%		
63M4a	0,12	1365	0,41	0,84	57,1	57,1	IE1	S1
63M4b	0,18	1340	0,60	1,28	59,7	59,7	IE1	S1
C63M4	0,25	1350	0,95	1,77	60,7	60,7	IE1	S1
71M4a	0,25	1380	0,81	1,73	61,9	61,8	IE1	S1
71M4b	0,37	1390	1,15	2,54	68,1	68,1	IE1	S1
C71M4	0,55	1385	1,50	3,75	68,6	68,6	IE1	S1
80M4a	0,55	1365	1,60	3,85	69,1	69,0	IE1	S1
80M4b	0,75	1410	2,10	5,08	79,6	79,6	IE2	S1
90S4	1,1	1420	2,60	7,39	82,0	82,0	IE2	S1
90L4	1,5	1430	3,50	10,02	83,0	83,0	IE2	S1
C90L4	2,2	1435	5,00	14,60	84,4	84,5	IE2	S1
100L4a	2,2	1435	5,00	14,60	84,5	84,6	IE2	S1
100L4b	3	1435	6,60	20,00	85,5	85,7	IE2	S1
C100L4	4	1455	8,20	26,30	86,5	86,6	IE2	S1
112M4	4	1455	8,20	26,30	86,7	86,8	IE2	S1
132S4	5,5	1465	11,20	35,90	87,9	88,8	IE2	S1
132M4	7,5	1465	15,40	48,90	89,0	89,1	IE2	S1
C132M4	11	1465	21,00	71,70	89,9	90,0	IE2	S1
160M4	11	1465	21,00	71,70	90,0	90,1	IE2	S1
160L4	15	1465	29,80	97,80	90,6	90,7	IE2	S1
180M4	18,5	1470	34,50	120,00	91,3	91,4	IE2	S1
180L4	22	1470	42,50	143,00	91,7	91,4	IE2	S1
200L4	30	1470	55,00	195,00	92,5	92,6	IE2	S1
225S4	37	1470	67,00	240,00	92,7	92,7	IE2	S1
225M4	45	1470	80,00	292,00	93,3	93,3	IE2	S1
250M4	55	1475	96,00	356,00	93,7	93,8	IE2	S1
280S4	75	1480	133,00	484,00	94,0	94,1	IE2	S1
280M4	90	1480	158,00	581,00	94,3	94,5	IE2	S1
315S4	110	1485	195,00	707,00	94,5	94,5	IE2	S1
315M4	132	1485	230,00	849,00	94,7	94,5	IE2	S1
315M4	160	1485	280,00	1029,00	94,9	94,9	IE2	S1
315L4	185	1485	323,00	1190,00	95,1	95,1	IE2	S1
315L4	200	1485	350,00	1286,00	95,1	95,1	IE2	S1

**1000 d/d Motorlar / Motors / Moteurs**

Kod	Güç (KW)	Hız (d/d)	Anma Akımı	Moment (Nm)	Verim		IE Sınıfı	Çalışma Sınıfı
					100%	75%		
Code	Power (KW)	Speed (r.p.m.)	Rated Current	Torque (Nm)	Efficiency		IE Class	Duty Type
					100%	75%		
Code	Puissance (kW)	Vitesse (r.p.m)	Ampère	Couple (Nm)	Efficience		Classe IE	Classe d'utilisation
					100%	75%		
71M6a	0,18	915	0,61	1,88	63,0	62,9	IE1	S1
71M6b	0,25	915	0,83	2,61	63,8	63,7	IE1	S1
80M6a	0,37	910	1,10	3,88	72,9	72,8	IE1	S1
80M6b	0,55	890	1,50	5,90	70,4	70,3	IE1	S1
90S6	0,75	920	2,00	7,79	75,9	75,9	IE2	S1
90L6	1,1	930	2,90	11,30	78,1	78,1	IE2	S1
100L6	1,5	945	3,60	15,20	79,8	79,7	IE2	S1
112M6	2,2	950	5,40	22,00	81,8	81,7	IE2	S1
132S6	3	960	6,90	29,80	83,3	83,2	IE2	S1
132M6a	4	960	9,00	39,80	84,6	84,5	IE2	S1
132M6b	5,5	960	12,30	54,70	86,0	86,0	IE2	S1
160M6	7,5	960	15,00	74,60	87,2	87,2	IE2	S1
160L6	11	965	22,00	108,90	88,7	88,7	IE2	S1
180L6	15	965	29,00	148,00	89,7	89,7	IE2	S1
200L6a	18,5	975	38,00	182,00	90,4	90,4	IE2	S1
200L6b	22	970	43,00	216,50	91,1	91,1	IE2	S1
225M6	30	980	58,00	292,00	91,7	91,7	IE2	S1
250M6	37	985	69,00	359,00	92,2	92,2	IE2	S1
250S6	45	985	92,00	436,00	92,7	92,7	IE2	S1

\* Motor teknik değerleri GAMAK marka motorlar içindir, kullanılan diğer markalar için değişiklik gösterebilir.



## Frenler

### 1) Pervanesiz frenler

Elektrik motorunun arkasındaki soğutma kapağı takılmayarak bunların yerine monte edilen frenlerdir. Kısa süreli çalışan motorlarda bu tip frenler kullanılır.

### 2) Pervaneli frenler

Elektrik motorunun motor mili ve fan kapağı uzatılarak monte edilen frenlerdir. Devamlı çalışan motorlarda bu tip frenler kullanılır.

### 3) Mikro anahtarlı frenler

Elektrik motorlarının demeraj akımının yüksek olması ve freni açmada gecikmesi dolayısıyla istenmeyen durumlar meydana gelir. Bunları önlemek için, frenin üzerine konulan bir mikro anahtar vasıtasıyla freni açtıktan hemen sonra motorun çalışması sağlanır. Bu tip frenler özellikle büyük güçteki redüktörlerin elektrik motorları için uygundur.

### Redüktörlerin ani veya gecikmeli frenlenmesi

Gecikmeli veya ani frenlenen redüktörler birçok sanayi makinelerinde kullanılmaktadır. Bu sebepten frenler hem ani hem de gecikmeli fren yapacak şekilde dizayn edilmişlerdir. Frenlerin elektrik bağlantısında yapılacak bir değişiklikle ani veya gecikmeli frenleme sağlanır. Her frenli redüktör ile birlikte elektrik bağlantı şeması verilmektedir.

*Frenli redüktörleri teslim aldığınızda fren bağlantısının gecikmeli olarak yapıldığını unutmayınız.*

## Brakes

### 1) Brakes without cooling fan

Brake which is mounted on fan side of electric motor by cancelling cooling fan and fan cover of motor. This type of brake is used for a short period running motors.

### 2) Brakes with cooling fan

Brake which is mounted on fan side of electric motor by extending motor shaft and fan cover to use fan. This type of brake is necessary for continuously running motors

### 3) Brakes with micro switch

Because of high starting current of motors delayed disengagement of magnetic brakes undesirable conditions occur. To prevent this situation, starting of motor is provided after disengagement of brake by means of brake by means of a micro switch installed on the brake. This type of brake is especially suitable for high power geared motors.

### Non-delayed or delayed braking of geared motors

Delayed or non-delayed geared motors are used in many industrial machines. Therefore, brakes are designed to operate in both delayed and non-delayed conditions. This is supplied with each brake mounted geared motor.

*Please do not forget that the brakes are connected for delayed operations standard.*

## Freins

### 1) Freins sans hélices de refroidissements

Freins montés directement à l'emplacement de l'hélice de refroidissement. Dans cette configuration l'hélice et le couvercle extérieur sont retirés. Ce type de configuration est conseillé pour les applications et moteurs avec une durée de fonctionnement réduite.

### 2) Freins avec hélice de refroidissement

Le frein est monté directement à l'arrière de l'emplacement de l'hélice de refroidissement. Ce type de configuration nécessite une prolongation de l'arbre d'entraînement du moteur. Ce type de configuration est conseillé pour les applications nécessitant un usage continu du frein.

### 3) Frein à ouverture manuelle

La forte charge appliquée par le moteur sur certains freins entraîne une prolongation de la période de blocage. Afin d'éviter un arrêt prolongé certains freins sont équipés d'un clé d'ouverture manuelle, cette option permet un redémarrage immédiat du moteur. Ce type de freins est particulièrement adapté aux moteurs à forte puissance.

### Freins avec ou sans retardement d'arrêt.

Les motoréducteurs équipés de freins à retardement d'arrêt sont utilisés dans notre nombreuses applications et secteurs. Les freins sont conçus pour opérés avec ou sans l'option de retardement. Cette option est disponible pour l'ensemble de notre gamme de motoréducteurs. A noter que le freins doit être correctement connecté pour permettre un fonctionnement optimale de cette option.

### Fren alıştırma voltajları

Frenler 24V-DC veya 220V-AC ile çalışacak şekilde imal edilir. 220 voltluk frenlerin bağlantıları motor klemens kutusunda yapılmaktadır. 24V ile çalışan frenlerin bağlantısı için ayrıca 220/30V trafo ile doğrultucu gerekmektedir. İstenildiğinde bunlar firmamızca temin edilmektedir.

Frenli redüktörlerin elektrik motorlarına toprak hattı bağlantısı muhakkak yapılmalıdır.

### Fren siparişlerinde belirtilmesi gereken hususlar

- 1) Fren momenti
- 2) Fren tipi
- 3) Fren voltajı

24V ile çalışan fren siparişlerinde trafolu doğrultucu istenip istenmediğini lütfen belirtiniz.

### Fren bağlantı şemaları

### Operating voltage of brakes

Brakes are manufactured to operate at 24V-DC or 220V-AC. 220V brakes are connected to the motor terminal box directly, but 220/30V transformer with rectifier unit needed for 24V operating brakes. This unit will be supplied if required.

Geared brake motors must be earthed.

### Required ordering data for brakes

- 1) Brake torque
- 2) Brake type
- 3) Brake operating voltage.

Please inform as if you need 220/30V transformer with rectifier unit for 24V operating brakes

### Brake connection types

### Voltage et caractéristique des freins

Les freins sont adaptés à un voltage de 24V-DC ou 220V-AC. Les freins fonctionnant sous 220V sont directement connectés à la boîte de Klemens, Les freins fonctionnant sous 24V doivent impérativement être couplés à un transformateur, cette unité est disponible en option.

### Données Nécessaire à la Commande d'un Frein.

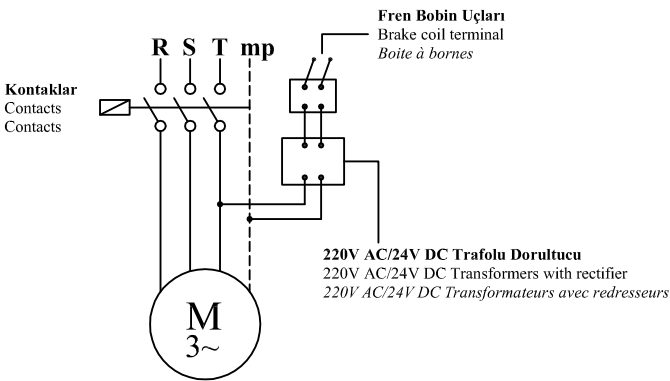
- 1) Couple des freins
- 2) Type de freins
- 3) Type de voltage

Veillez à nous informer si une unité de transformation 220/30V est nécessaire au branchement de votre frein ( 24 V )

### Type de connexion des freins

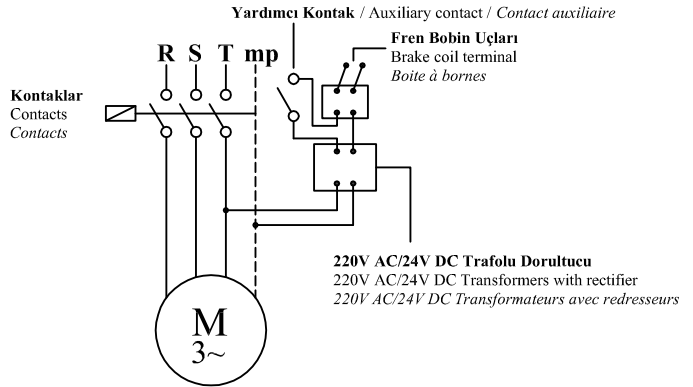
#### Gecikmeli Frenleme (24V)

Delayed Running Brake (24V)  
Frein à retardement (24 V)



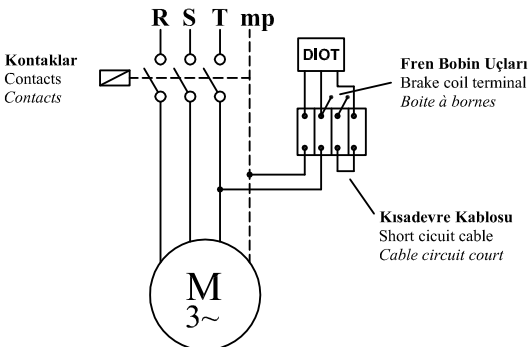
#### Ani Frenleme (24V)

Sudden Running Brake (24V)  
Frein à arrêt immédiat (24 V)



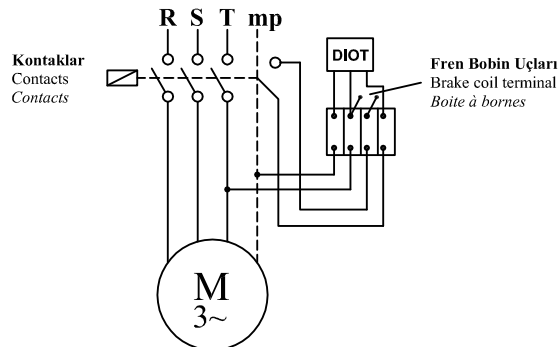
#### Gecikmeli Frenleme (220V)

Delayed Running Brake (220V)  
Frein à retardement (220 V)



#### Ani Frenleme (220V)

Sudden Running Brake (220V)  
Frein à arrêt immédiat (220 V)



Tablo 1 / Table 1 / Tableau 1

Motor büyüklüğü Motor size Dimensions du moteur	n1 d/d / r.p.m / r.p.m			
	750	1000	1500	3000
	Güç / Power / Puissance [kW]			
63			0,12 - 0,18	0,18 - 0,25
71	0,09 - 0,12	0,18 - 0,28	0,25 - 0,37	0,37 - 0,55
80	0,18 - 0,25	0,37 - 0,55	0,55 - 0,75	0,75 - 1,1
90 S	0,37	0,75	1,1	1,5
90 L	0,55	1,1	1,5	2,2
100	0,75 - 1,1	1,5	2,2 - 3	3
112	1,5	2,2	4	4
132 S	2,2	3	5,5	5,5 - 7,5
132 M	3	4 - 5,5	7,5	11
160 M	4-5,5	7,5	11	15
160 L	7,5	11	15	18,5
180 M			18,5	22
180 L	11	15	22	
200	15	18,5 - 22	30	30 - 37
225 S	18,5		37	
225 M	22	30	45	45
250	30	37	55	55
280 S	37	45	75	75
280 M	45	55	90	90

Tablo 2 / Table 2 / Tableau 2

Motor büyüklüğü Motor size Dimensions du moteur	Fren momenti [kgm] Braking torque [kgm] Puissance de freinage [kgm]																			
	Hafif frenleme Light braking Freins legers										Kuvvetli frenleme Strong braking Freins lourds									
	0,5	1	2,5	4	5	10	20	30	50	80	0,5	1	2,5	4	5	10	20	30	50	80
63																				
71																				
80																				
90 S																				
90 L																				
100																				
112																				
132 S																				
132 M																				
160 M																				
160 L																				
180 M																				
180 L																				
200																				
225 S																				
225 M																				
250																				
280 S																				
280 M																				

**Servis Faktörü ( $F_s$ )**  
**Servis Faktörü = İşletme**  
**Katsayısı = ( $F_s$ )**

Redüktörlerdeki bu değer, tahrik edeceği makinenin bütün teknik ve karakteristik özelliklerine dayanma süresine bağlıdır. Genel olarak makineler yüklenme bakımından üç tip karakteristik gösterirler.

1. HAFİF YÜK (U)
2. ORTA YÜK (M)
3. AĞIR YÜK (H)

Üç değişik yükleme biçiminde çalışan, üç ayrı makinede üretilen momentler birbirine eşitte olsalar, ağır çalışan makinede daha büyük işletme katsayılı Redüktör kullanılmaktadır.

Günlük çalışma saati ise, çalışan dişli ve transmisyon elemanlarının malzeme yorulmasına maruz kalması bakımından, çalışma saatinin fazla olması halinde zararlı yönde etki eder.

Star-Stop durumuna gelince, her makinenin ilk kalkış esnasında en yüksek yüke maruz kaldığı düşünülürse tehlikeli görülür. Müteakip çalışmalarda bu daha aşağıya düşer.

Kataloğumuzda işletme katsayılarının nasıl kullanıldığının anlaşılması için bir misal ile belirtelim.

Önce tablo-1'den makinenin çalışma sahasına göre karakteristiğini belirleyelim. Makinemiz elektrik motor tahrikli ZİNCİR KOVALI EKSKAVATÖR ise yükleme durumu AĞIR' dır. ( H ) Tablo 2'den makine 24 saat çalışacağına göre minimum işletme katsayısı  $F_s = 2$  bulunur.

**Service Factor ( $F_s$ )**

Value of the service factor of a gearbox depends on all technical and characteristic specifications of a driven machine. Generally machines have three types of loading characteristics:

1. UNIFORM LOAD (U)
2. MODERATE LOAD (M)
3. HEAVY LOAD (H)

Even if the torques required by three different machines operating at three different load specifications are equal.

Gearbox of the machine operating under heavy load conditions should have greater service factor.

Daily working period has effect on gearbox elements due to the materials fatigue of working parts.

It must be taken into account that all machines are subject to the greatest load at the first start, so that the number of starts has also effect on service factor.

This is an example how to use the service factor given in the catalogue.

Load specification of machine should be determined first, from table 1 in our example, the machine is CHAIN BUCKET EXCAVATOR driven by electric motor has HEAVY load specification and daily operation time is 24 hours. So that minimum service factor  $F_s = 2$  is taken from Table 2.

**Service facteur ( $F_s$ )**

La valeur du service facteur d'un motoréducteur dépend des caractéristique de l'application. Ont distingue trois type de charges différentes

1. Charges uniformes (U)
2. Charges modérées (M)
3. Charges élevées (H)

Les spécifications des charges restent les même lorsque trois machines différentes sont soumises à des charges distinctes.

Les réducteurs utilisés dans des applications soumises à de fortes charges doivent obligatoirement avoir des services facteurs élevés.

Le nombre d'heures d'utilisations journalières a une influence directe sur l'usure des pièces et composants du réducteur.

Le réducteur est soumis à une charge maximale lors du démarrage de l'application. Le nombre d'arrêt/rédémarrage est donc à prendre en compte lors de l'analyse du service facteur.

L'exemple çı-dessous explique le processus d'analyse et de calcul du service facteur.

L'application étudiée est un excavateur a godets (Tableau 1) , le réducteur est actionné par un moteur électrique. La charge est "élevée" et la durée de fonctionnement journalière est de 24h. En se basant sur le tableau 2, le service facteur minimum requis est  $F_s = 2$

Bazı uygulamalarda redüktör kullanıcıları redüktör durduğunda sistemin ağırlıkla beraber geri kaymasını istemez. Bu gibi durumlarda redüktörlerde kilitli rulman uygulaması yapılır. Buna göre aşağıda verilen tiplere göre dönüş yönü belirtilmelidir.

**CCW : Saat Yönünün Tersi**  
**CW : Saat Yönü**

In certain applications when the machinery stops, the operator would not like the gearbox to slip and lose its adjustment. Under these circumstances, the gearbox would be equipped with a locked ball bearing. Accordingly, the direction of rotation should be noted as shown below.


**CCW : Counterclockwise**  
**CW : Clockwise**

Afin de répondre aux besoins de précision et de sécurité de certaines applications, nos réducteurs sont disponibles avec une option anti-retour. Cette option se compose d'un roulement anti-retour qui permet au réducteur de rester dans la position d'arrêt jusqu'au redémarrage de l'application par l'opérateur.

**CCW : Sens anti-horaire**  
**CW : Sens horaire**

## Lastik takozları

YP tip redüktörler için özel olarak tasarlanmış montaj lastikleri ile, redüktörlerin kolayca montajını gerçekleştirebilirsiniz. Moment kolu prensibi mantığında çalışacak bir sistemde, redüktör ani kalkışlara ve mil salgılarına karşı korunmuş olacaktır. Sistemsel kasma ve gerilmeler de minimize edilmiş olacaktır.



## Torque arm

The YP Series gearbox are configured with special mounting options. The rubber rings are working as torque arms for the gearbox, the special rubber material is also designed to resist shocks and absorb the vibration of the housing and output shaft.

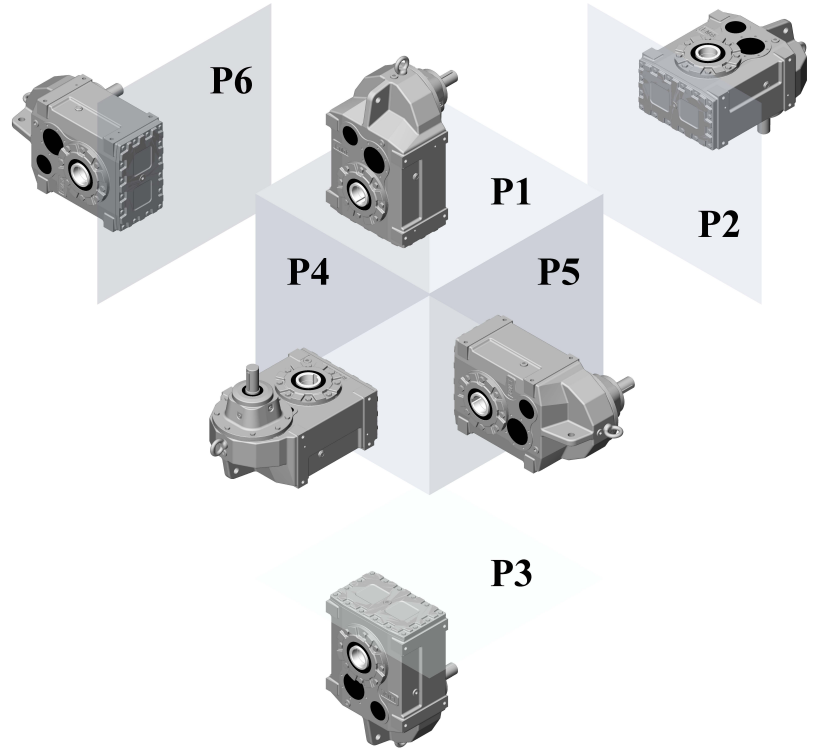
## Bras d'attraction

Les réducteurs de la série YP sont équipés d'anneaux en caoutchouc pour faciliter le montage avec une configuration en arbre creux. Les composants de ces anneaux sont spécialement étudiés pour résister aux chocs tout en absorbant un maximum les vibrations transmises par l'application en marche.

Ayak montajlı redüktörlerde montaj pozisyonu "P" ile gösterilir

Foot mounted gearboxes position are defined as "P"

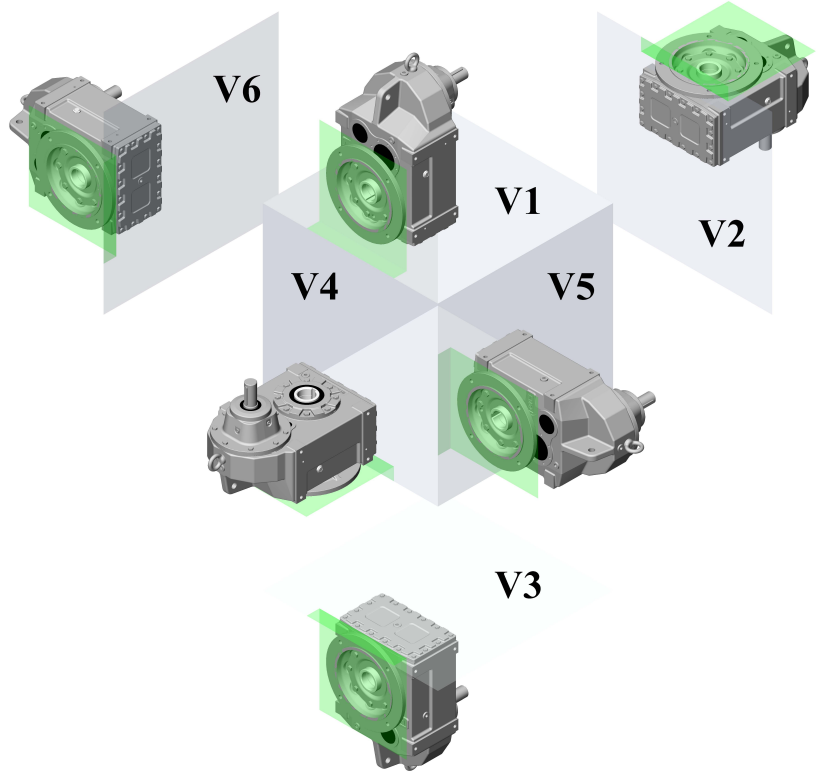
Les positions de montages des réducteurs à pattes sont définis par "P"



Flanş montajlı redüktörlerde montaj pozisyonu "V" ile gösterilir

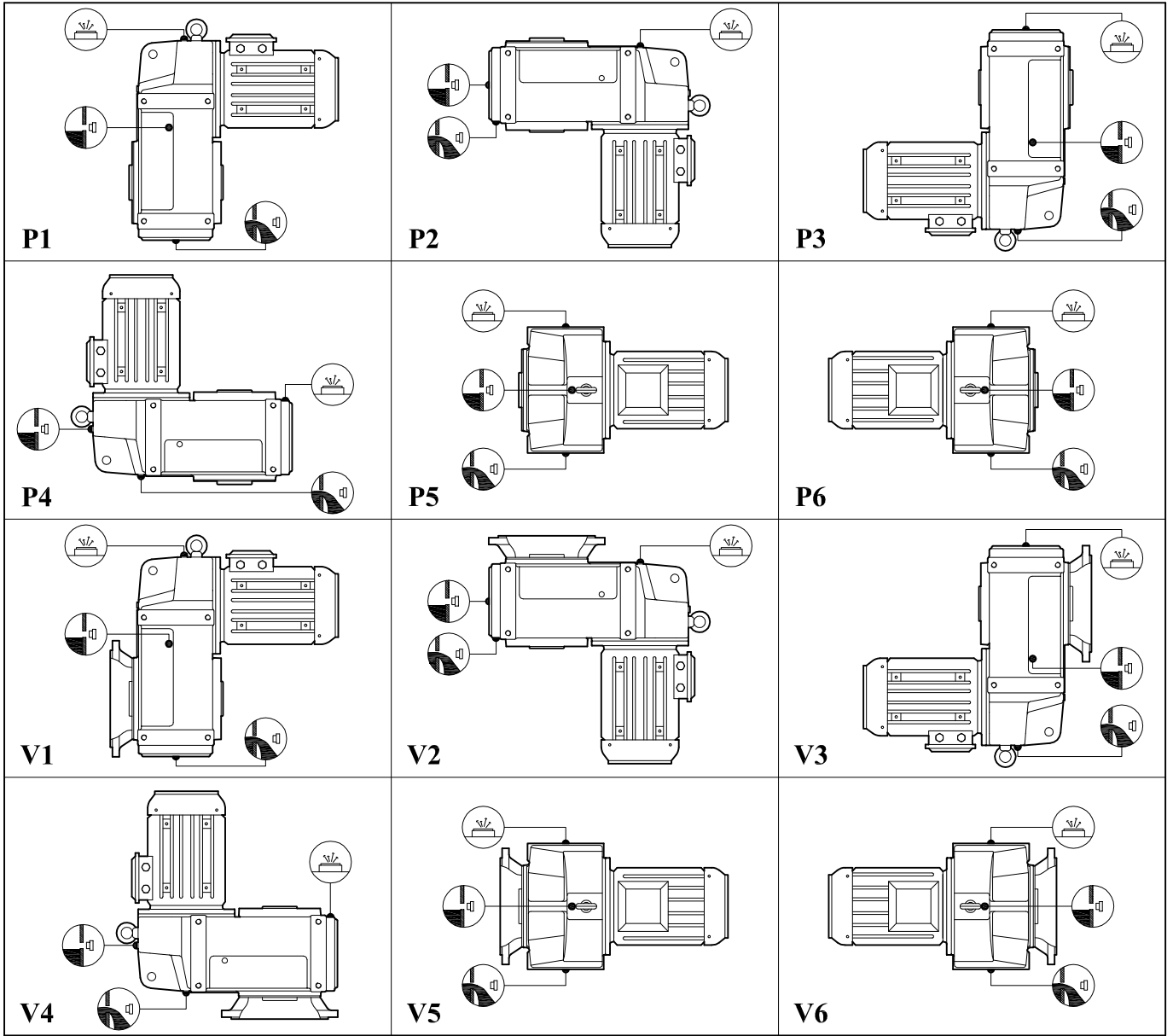
Flange mounted gearboxes position are defined as "V"

Les positions de montages des réducteurs à brides sont définis par "V"



Yağ Cinsi Lubricant Art des Lubrifiant	ISO Viskozite sinifi Viscosity class Catégorie de viscosité	DIN 51517-3	Kullanım sicaklığı Usage temperature Gebrauchs temperatur d'usage C°	Firma Firm Marque						
				Mobil	ARAL	bp	Shell	Castrol	KLÜBER LUBRICATION	BELGIË
Mineral Yağ Mineral Oil Huile Minéral	ISO VG 320	CLP	-10.....+90	Mobilgear 600XP320	Degol BG 320	Energol GR-XP 320	OmalaS2 GX 320	Alpha SP 320	Klüberoil GEM 1 N 320	Recompound FL 320
	ISO VG 220	CLP	-10.....+90	Mobilgear 600 XP 220	Degol BG 220	Energol GR-XP 220	OmalaS2 GX 220	Alpha SP 220	Klüberoil GEM 1 N 220	Recompound FL 220
	ISO VG 150	CLP	-10.....+90	Mobilgear 600 XP 150	Degol BG 150	Energol GR-XP 150	OmalaS2 GX 150	Alpha SP 150	Klüberoil GEM 1 N 150	Recompound FL 150
	ISO VG 100	CLP	-15.....+90	Mobilgear 600 XP 100	-	-	OmalaS2 GX 100	Alpha SP 100	Klüberoil GEM 1 N 100	Recompound FL 100
Sentetik Yağ Synthetic Oil Huile Synthétique	ISO VG 320	CLP HC	-30.....+110	Mobil SHC Gear 320	Degol GS 320	Enersyn SG-XP320	OmalaS4 GX V 320	Optigear Synthetic PD 320 ES	Klübersynth GEM4 N 320	Recompound Syn 320
	ISO VG 220	CLP HC	-35.....+110	Mobil SHC Gear 220	Degol GS 220	Enersyn SG-XP220	OmalaS4 GX V 220	Optigear Synthetic PD 220 ES	Klübersynth GEM4 N 220	Recompound Syn 220
	ISO VG 150	CLP HC	-40.....+110	Mobil SHC Gear 150	Degol GS 150	Enersyn SG-XP150	OmalaS4 GX V 150	Optigear Synthetic PD 150 ES	Klübersynth GEM4 N 150	Recompound Syn 150
	ISO VG 100	CLP HC	-45.....+110	Mobil SHC 627	-	-	-	Optigear Synthetic PD 100 ES	Klübersynth GEM4 N 100	Recompound Syn 100





Semboller :  
Seymbols :  
Seymboles :



**Yağ Doldurma ve Havalandırma**  
Oil Filling and Vent Plug  
Valve d'aération

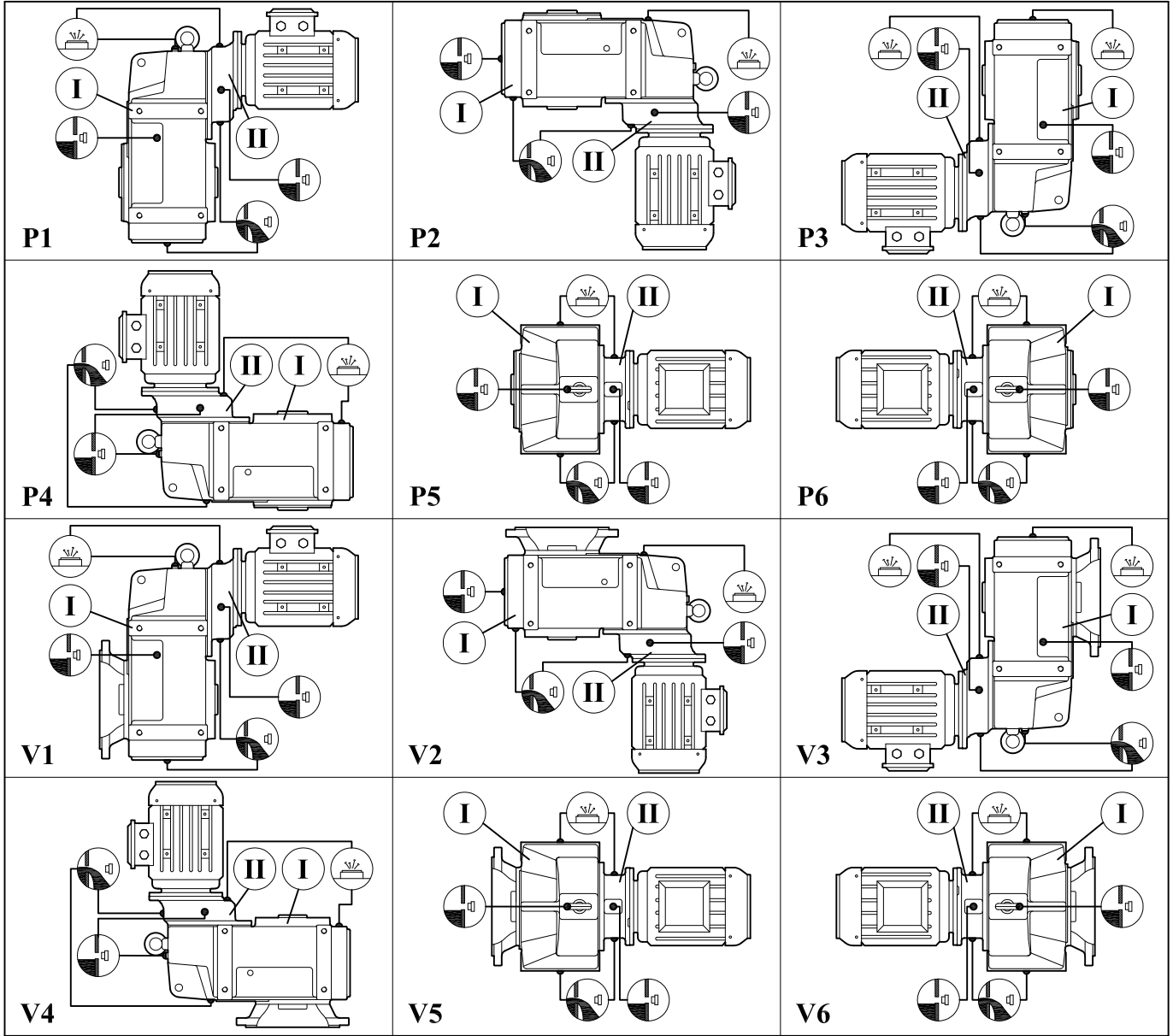


**Yağ Seviye Tespit**  
Oil Level  
Niveau d'huile



**Yağ Boşaltma**  
Oil Drain Plug  
Bouchon de drainage

TİP Type	Bağlantı Pozisyonları ve Yağ Miktarları ( litre ) Oil Quantities for Mounting Positions ( liter ) Quantités d'huiles en fonction de la position de montage ( litres )											
	P1	V1	P2	V2	P4	V4	P3	V3	P5	V5	P6	V6
	YP.... 42 / 43	0,8 / 0,6				1,1 / 0,9		0,6 / 0,4		0,8 / 0,6		
YP.... 52 / 53	1,1 / 0,9				1,4 / 1,2		0,9 / 0,7		1,1 / 0,9			
YP.... 62 / 63	1,6 / 1,4				1,9 / 1,7		1,2 / 1		1,6 / 1,4			
YP.... 72 / 73	3 / 2,7				4,1 / 3,8		3,2 / 2,9		4,1 / 3,8			
YP.... 82 / 83	6,3 / 5,9				7,7 / 7,3		4,7 / 4,3		6,4 / 6			
YP.... 92 / 93	13 / 11				16 / 13		11 / 8		14 / 11			
YP.... 102 / 103	20 / 17				24 / 21		20 / 17		18 / 15			
YP.... 122 / 123	27 / 24				35 / 32		24 / 11		30 / 27			
YP.... 142 / 143	44 / 40				53 / 49		41 / 33		47 / 45			
YP.... 152 / 153	76 / 70				86 / 80		61 / 55		80 / 75			



Semboller :  
Seymbols :  
Seymboles :



**Yağ Doldurma ve Havalandırma**  
Oil Filling and Vent Plug  
Valve d'aération

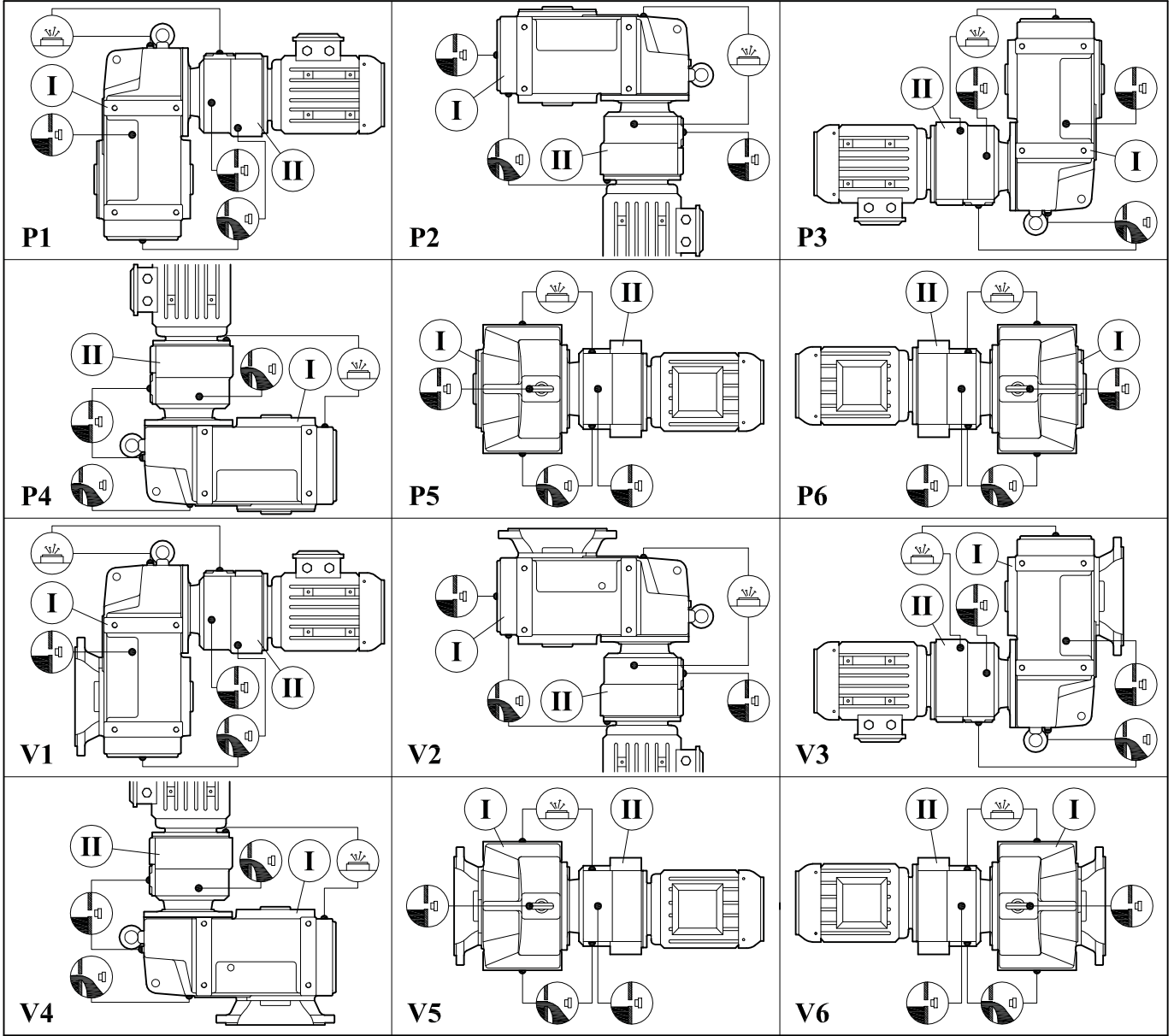


**Yağ Seviye Tespit**  
Oil Level  
Niveau d'huile



**Yağ Boşaltma**  
Oil Drain Plug  
Bouchon de drainage

TİP Type Type	Bağlantı Pozisyonları ve Yağ Miktarları ( litre ) Oil Quantities for Mounting Positions ( liter ) Quantités d'huiles en fonction de la position de montage ( litres )											
	P1	V1	P2	V2	P3	V3	P4	V4	P5	V5	P6	V6
	I / II		I / II		I / II		I / II		I / II		I / II	
YP.... 74	2,7 / 0,1		3,8 / 0,3		2,9 / 0,25		3,8 / 0,2				3,8 / 0,2	
YP.... 84	5,9 / 0,2		7,3 / 0,35		4,3 / 0,4		7,3 / 0,35				6 / 0,35	
YP.... 94	11 / 0,3		13 / 0,75		8 / 0,75		13 / 0,5				11 / 0,5	
YP.... 104	17 / 0,6		21 / 1,2		17 / 1,3		21 / 1,1				15 / 1	
YP.... 124	24 / 0,7		32 / 1,35		21 / 1,8		32 / 1,5				27 / 1,2	
YP.... 144	40 / 1,85		49 / 4		33 / 4,5		49 / 4				45 / 2,75	
YP.... 154	70 / 4,35		80 / 6,5		55 / 7		80 / 6,5				75 / 5,25	



Semboller :  
Seymbols :  
Seymboles :



**Yağ Doldurma ve Havalandırma**  
Oil Filling and Vent Plug  
Valve d'aération



**Yağ Seviye Tespit**  
Oil Level  
Niveau d'huile



**Yağ Boşaltma**  
Oil Drain Plug  
Bouchon de drainage

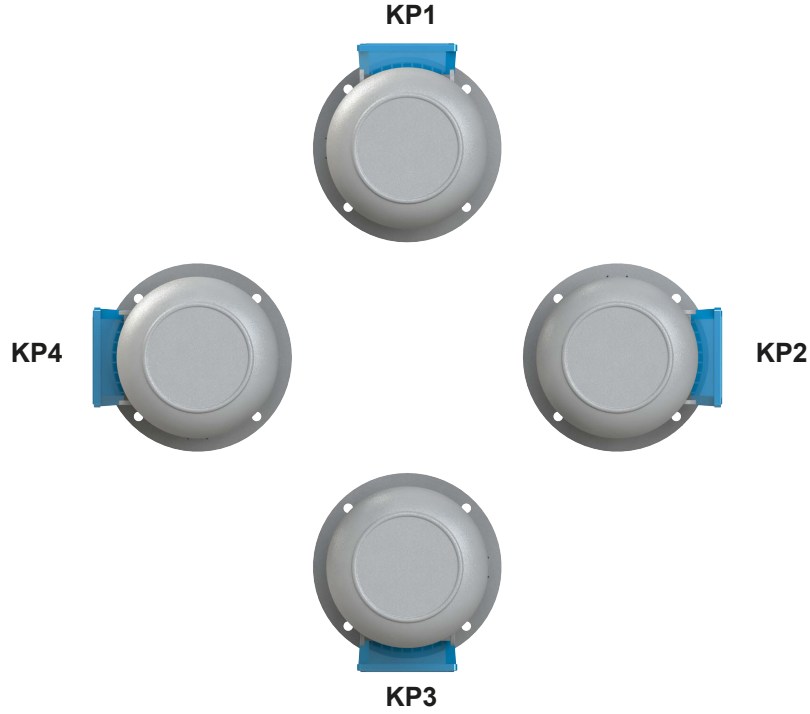
TİP Type Type	Bağlantı Pozisyonları ve Yağ Miktarları ( litre ) Oil Quantities for Mounting Positions ( liter ) Quantités d'huiles en fonction da la position de montage ( litres )											
	P1	V1	P2	V2	P4	V4	P3	V3	P5	V5	P6	V6
	I / II		I / II		I / II		I / II		I / II		I / II	
YP.... 52 İR 42	1,1 / 0,4		1,4 / 0,7		0,9 / 0,5		1,1 / 0,5					
YP.... 52 İR 43	1,1 / 0,35		1,4 / 0,65		0,9 / 0,45		1,1 / 0,45					
YP.... 53 İR 42	0,9 / 0,4		1,2 / 0,7		0,7 / 0,5		0,9 / 0,5					
YP.... 53 İR 43	0,9 / 0,35		1,2 / 0,65		0,7 / 0,45		0,9 / 0,45					
YP.... 62 İR 42	1,6 / 0,4		1,9 / 0,7		1,2 / 0,5		1,6 / 0,5					
YP.... 62 İR 43	1,6 / 0,35		1,9 / 0,65		1,2 / 0,45		1,6 / 0,45					
YP.... 63 İR 42	1,4 / 0,4		1,7 / 0,7		1 / 0,5		1,4 / 0,5					
YP.... 63 İR 43	1,4 / 0,35		1,7 / 0,65		1 / 0,45		1,4 / 0,45					
YP.... 72 İR 52	3 / 0,8		4,1 / 1,2		3,2 / 0,8		4,1 / 0,8					
YP.... 72 İR 53	3 / 0,75		4,1 / 1,15		3,2 / 0,75		4,1 / 0,75					

TİP Type Type	Bağlantı Pozisyonları ve Yağ Miktarları ( litre )											
	Oil Quantities for Mounting Positions ( liter )											
	Quantités d'huiles en fonction de la position de montage ( litres )											
	P1	V1	P2	V2	P4	V4	P3	V3	P5	V5	P6	V6
I / II		I / II				I / II		I / II				
YP.... 73 İR 52	2,7 / 0,8		3,8 / 1,2				9 / 0,8		3,8 / 0,8			
YP.... 73 İR 53	2,7 / 0,75		3,8 / 1,15				9 / 0,75		3,8 / 0,75			
YP.... 82 İR 52	6,3 / 0,8		7,7 / 1,2				4,7 / 0,8		6,4 / 0,8			
YP.... 82 İR 53	6,3 / 0,75		7,7 / 1,15				4,7 / 0,75		6,4 / 0,75			
YP.... 83 İR 52	5,9 / 0,8		7,3 / 1,2				4,3 / 0,8		6 / 0,8			
YP.... 83 İR 53	5,9 / 0,75		7,3 / 1,15				4,3 / 0,75		6 / 0,75			
YP.... 92 İR 62	13 / 1,25		16 / 1,8				11 / 1,25		14 / 1,25			
YP.... 92 İR 63	13 / 1,1		16 / 1,65				11 / 1,1		14 / 1,1			
YP.... 93 İR 62	11 / 1,25		13 / 1,8				8 / 1,25		11 / 1,25			
YP.... 93 İR 63	11 / 1,1		13 / 1,65				8 / 1,1		11 / 1,1			
YP.... 102 İR 62	20 / 1,25		24 / 1,8				20 / 1,25		18 / 1,25			
YP.... 102 İR 63	20 / 1,1		24 / 1,65				20 / 1,1		18 / 1,1			
YP.... 103 İR 62	17 / 1,25		21 / 1,8				17 / 1,25		15 / 1,25			
YP.... 103 İR 63	17 / 1,1		21 / 1,65				17 / 1,1		15 / 1,1			
YP.... 122 İR 72	27 / 2,5		35 / 3				24 / 2,5		30 / 2,5			
YP.... 122 İR 73	27 / 2,3		35 / 2,8				24 / 2,3		30 / 2,3			
YP.... 123 İR 72	24 / 2,5		32 / 3				11 / 2,5		27 / 2,5			
YP.... 123 İR 73	24 / 2,3		32 / 2,8				11 / 2,3		27 / 2,3			
YP.... 142 İR 72	44 / 2,5		53 / 3				41 / 2,5		47 / 2,5			
YP.... 142 İR 73	44 / 2,3		53 / 2,8				41 / 2,3		47 / 2,3			
YP.... 143 İR 72	40 / 2,5		49 / 3				33 / 2,5		45 / 2,5			
YP.... 143 İR 73	40 / 2,3		49 / 2,8				33 / 2,3		45 / 2,3			
YP.... 142 İR 82	40 / 5,5		49 / 7,5				33 / 5,5		45 / 5,5			
YP.... 152 İR 82	76 / 5,5		86 / 7,5				61 / 5,5		80 / 5,5			
YP.... 152 İR 83	76 / 5		86 / 7				61 / 5		80 / 5			
YP.... 153 İR 82	70 / 5,5		80 / 7,5				55 / 5,5		75 / 5,5			
YP.... 153 İR 83	70 / 5		80 / 7				55 / 5		75 / 5			
YP.... 153 İR 92	70 / 9		80 / 11				55 / 9		75 / 9			

Standart klemens pozisyonu "KP1" dir, aksi belirtilmediği sürece standart pozisyonda yapılır.

The standard mounting position is "KP1", if the mounting position is not defined during the order, the mounting position is always "KP1"

La position de montage standard est "KP1", si aucune position de montage n'est précisée lors de la prise de commande, la position "KP1" sera attribuée par défaut.




### Rakor Yönleri

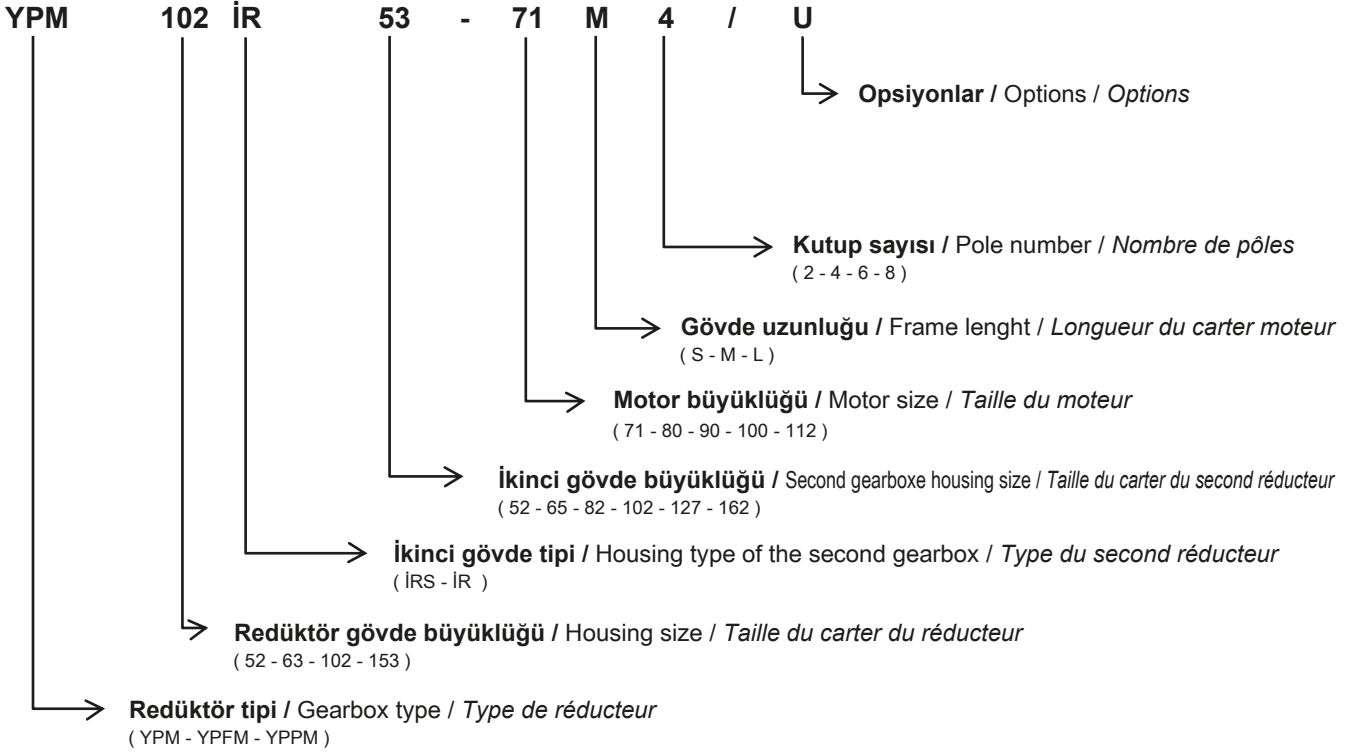
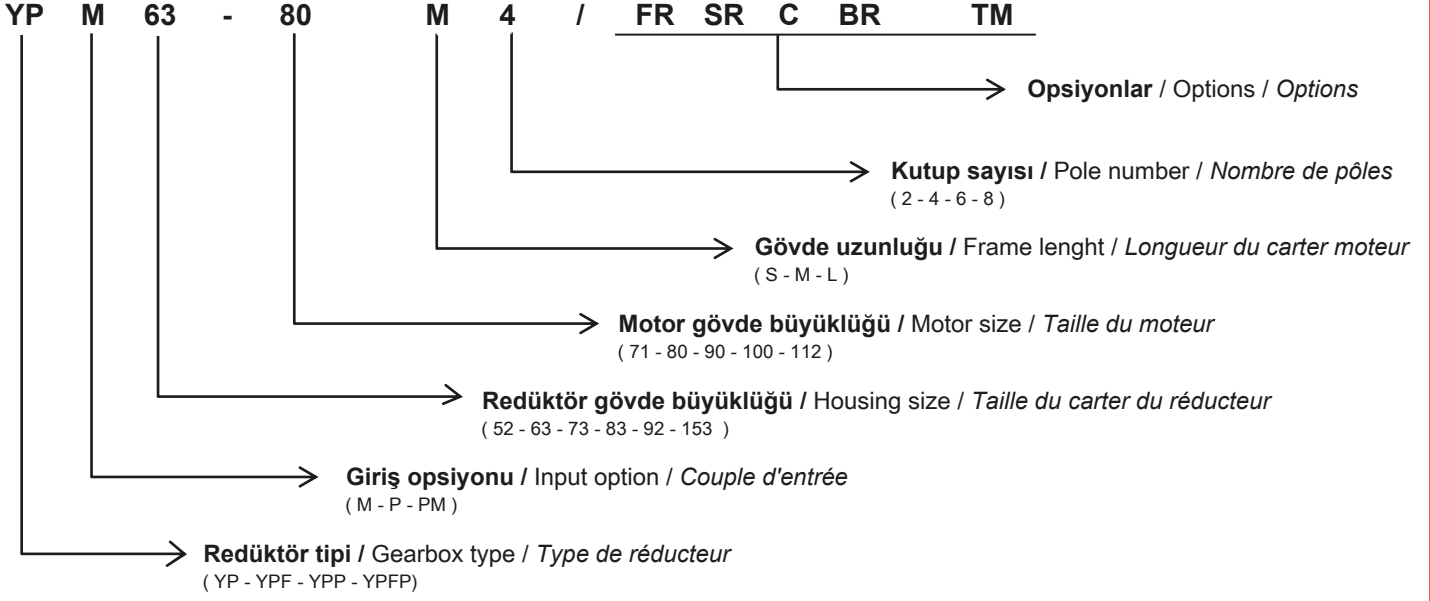
Cable Entry / Entrée des câbles

Standart rakor yönü "A" dir, belirtilmediği sürece standart yönde yapılır.

The standard position of the cable entry is "A", if the position is not specified during the order, the mounting position will be accepted as "A"

La configuration standard pour la position d'entrée des câbles est définie comme « A ». Si aucune position n'est définie lors de la commande, la position « A » sera automatiquement attribuée.





Korozyon Sınıfı Corrosion Categories Catégories de corrosion	Uygulama Alanları Field of Applications Domaines d'applications	Boya Türü Type of Paint Type de Peinture	Boya Kalınlığı (µm) Paint Thickness (µm) Epaisseur des Peintures (µm)	Toplam Boya Kalınlığı (µm) Total Paint Thickness (µm) Epaisseur des Peintures Total (µm)
C2 EN 12944	Üstü kapalı olacak şekilde iç mekan ve dış mekan uygulamaları. Nem ve kir değerleri kontrol altında olan çevre koşulları.  Indoor installation and outdoor applications with protection roof. Environment with controlled humidity and low contamination.  <i>Installation en intérieur, applications à l'extérieur avec une protection contre les intempéries. Environnement avec une humidité contrôlée et une faible contamination.</i>	Çinko fosfat pigmentli epoksi Epoxy including zinc phosphate pigment <i>Expozy au composants de zinc et pigment phosphates</i>	60	120
		Alifatik akrilik poliüretan Aliphatic acrylic polyurethane <i>Acrylique-polyuréthane aliphatique</i>	60	
C3 EN 12944	Olağan hava koşullarına maruz iç mekan ve dış mekan uygulamaları. Nemli ve kirli çevre koşulları.  Indoor and outdoor applications with regular exposition to weathering. Environment with the presence of humidity and contamination.  <i>Installations en intérieur et extérieur soumises aux aléas climatiques. Environnement avec la présence d'humidité et de contamination.</i>	Çinko fosfat pigmentli epoksi Epoxy including zinc phosphate pigment <i>Expozy au composants de zinc et pigment phosphates</i>	110	160
		Alifatik akrilik poliüretan Aliphatic acrylic polyurethane <i>Acrylique-polyuréthane aliphatique</i>	50	
C4 EN 12944	Olağan hava koşullarına maruz iç mekan ve dış mekan uygulamaları. Yüksek nemli ve kimyasal kirlilik çevre koşulları.  Indoor and outdoor applications with regular exposition to weathering. Environment with the presence of high humidity and chemical contamination.  <i>Installations en intérieur et extérieur soumises aux aléas climatiques. Environnement avec la présence d'une forte humidité et de contaminations chimiques.</i>	Çinko fosfat pigmentli epoksi Epoxy including zinc phosphate pigment <i>Expozy au composants de zinc et pigment phosphates</i>	90	240
		Yüksek yapılı epoksi High-volume epoxy <i>Epoxy haut volume</i>	100	
		Alifatik akrilik poliüretan Aliphatic acrylic polyurethane <i>Acrylique-polyuréthane aliphatique</i>	50	
C5 EN 12944	Olağan hava koşullarına maruz iç mekan ve dış mekan uygulamaları. Yüksak oranda daimi neme maruz ve kirliliğe karşı kimyasal temizlik ürünü kullanılan çevre koşulları.  Indoor and outdoor applications with regular exposition to weathering. Environment with the presence of continuous high humidity and chemical cleaning contamination.  <i>Installations en intérieur et extérieur soumises aux aléas climatiques. Environnement avec la présence d'une forte humidité et de contaminations chimiques.</i>	Çinko fosfat pigmentli epoksi Epoxy including zinc phosphate pigment <i>Expozy au composants de zinc et pigment phosphates</i>	80	500
		Yüksek yapılı MOI epoksi High-volume MOI epoxy <i>Epoxy MOI à haut volume</i>	160	
		Alifatik akrilik poliüretan Aliphatic acrylic polyurethane <i>Acrylique-polyuréthane aliphatique</i>	60	

		<b>YERLİ MALİ BELGESİ</b> Domestic goods certificate <i>Certificat de produit national</i>
		<b>TÜRK STANDARTLARI ENSTİTÜSÜ KRİTERE UYGUNLUK BELGESİ</b> Certificate of conformity to Turkish standards <i>Certificats de conformité aux standards Turcs</i>
		<b>MARKA YENİLEME BELGESİ</b> Certificate of trademark registration <i>Certificat d'enregistrement de marque</i>
		<b>ISO 9001:2008 YÖNETİM SİSTEMİ</b> ISO 9000:2008 Quality management system <i>ISO 9000:2008 : Systèmes de management de la qualité</i>
		<b>ISO10002:2004 MÜŞTERİ MEMNUNİYETİ YÖNETİM SİSTEMİ</b> ISO 10002:2004 Customer satisfaction management system <i>ISO 10002:2004 Management de la qualité - Satisfaction clients</i>
		<b>OHSAS 18001:2007 İŞ SAĞLIĞI VE GÜVENLİĞİ YÖNETİM SİSTEMİ</b> OHSAS 18001:2007 : Occupational health and safety management <i>OHSAS 18001:2007 : Management de la santé et de la sécurité au travail</i>
		<b>AT UYGUNLUK BEYANI</b> CE Declaration of conformity <i>Déclaration de conformité aux standards CE</i>
		<b>EC TYPE EXAMINATION CERTIFICATE</b> ATEX Certificate <i>Certificat ATEX</i>



## Redüktörlerin Kontrol ve Bakımları

- Redüktörlerin yağ seviyesi ve miktarını kontrol ediniz. Yağın cinsini İ.MAK kataloğunda yer alan yağ çizelgelerini kullanarak seçiniz.
- Havalandırma tapasının faal olup olmadığına bakınız. Hava tahliye deliği çalışmaz ise redüktör gövdesinin içinde biriken hava, basınç oluşturarak keçelerden yağ sızmasına sebep olur. Böylece yağ azalarak çevre kirliliğine yol açar ve redüktörün verimli çalışmasını engellemiş olur.
- Redüktör bağlantı cıvatalarının gevşeyip gevşemediğini kontrol ediniz, gevşeyen cıvatalar var ise sıkılaşma suretiyle tedbir alınız. Redüktör montajında meydana gelen eksen kaçıklığında zararlı sarsıntılara dikkat ediniz.
- Redüktörün ilk çalıştırmadan 500 saat sonra, sonraki her 6000 saatte periyodik olarak yağını değiştiriniz.
- Özel hususlar ve çalışma şartları hakkında mutlaka firmamıza danışınız.

## Control and maintenance gearboxes

- Check the oil levels and quantity of your gearboxes. Choose the type and quantity of oil from the İ.MAK catalogue.
- Check if the ventilation stopper is active or not. If the air evacuation hole does not work properly, the accumulated air in the gearbox trunk might causes pressure and gas leakage from the mats.
- Before starting your geared motors, proceed to the checking of connection bolts and screw. Check if they have loosened or not during transport or installation. Take measures by firming loosened bolts. A wrong connexion might create vibration to the axis and conduct to damage of the geared motor.
- Change the oil after 500 hours of initial operation and periodically every 6000 hours of operating the geared motor.
- If you are facing any technical issue, please consult the user guide delivered with the geared motor. In case of special issue or emergency please directly contact your reseller or the closest I-MAK technical center.

## Contrôle et maintenance des réducteurs

- Vérifiez le niveau et la quantité d'huile de façons régulière. Consultez le catalogue I-MAK pour obtenir les niveaux d'huiles requis en fonction du modèle et de la position du réducteur.
- Vérifiez le fonctionnement de la valve d'aération. L'absence d'évacuation de l'air peut provoquer une augmentation de la pression dans le réducteur pouvant conduire à des fuites d'huiles.
- Contrôler les vis et boulons reliant le moteur au réducteur, en cas de mauvaise fermeture le moteur peut créer des vibrations de l'arbre entraînant l'endommagement du motoréducteur.
- La première vidange doit être effectuée après 500 heures d'utilisations du motoréducteur, les vidanges suivantes doivent être effectuées au bout de 6000 heures d'utilisations.
- En cas de problèmes techniques, consultez le manuel d'utilisation fournis à la livraison du motoréducteur. En cas de problèmes particulier ou d'urgence, veuillez à contacter votre revendeur ou le centre technique I-MAK le plus proche.

## YP Serisi Redüktörler Güç ve Devir Tabloları

---

YP Series Power Ratings and Output Speed  
*YP Series puissances et vitesses de sorties*



P <sub>1</sub> GÜÇ Power Puissance [kW] Hp	n <sub>2</sub> Çıkış Devri Output Speeds Vitesse de sortie [r.p.m]	İ Tahvil Ratio Rapport de réduction	S <sub>r</sub> Servis Faktörü Service Factor Service facteur	M <sub>2</sub> Çıkış Momenti Output Torque Couple de sortie [Nm]	F <sub>Q10</sub> Rad. Yük Over Loads Charges radiales [N]	Tip Type Types		 kg	
0,12 0,16	0,21	6715	1,02	5020	31500	YPM YPFM	103 İR 63 / 63 M 4a	135 136	200 220
	0,23	6042	1,09	4517	31500				
	0,25	5638	1,15	4215	31500				
	0,27	5097	1,28	3811	31500				
	0,33	4212	1,55	3149	31500				
	0,36	3845	1,69	2875	31500				
	0,41	3443	1,89	2574	31500				
	0,48	2887	2,20	2158	31500				
	0,56	2481	2,40	1883	31500	YPM YPFM	102 İR 63 / 63 M 4a	135 136	195 215
	0,63	2206	2,60	1674	31500				
	0,71	1976	3,00	1500	31500				
	0,30	4717	0,98	3526	26800				
	0,32	4402	1,04	3291	26800				
	0,35	4005	1,14	2994	26800				
	0,38	3650	1,25	2729	26800				
	0,39	3571	1,29	2670	26800				
	0,42	3333	1,37	2492	26800				
	0,42	3350	1,29	2543	26800				
	0,49	2843	1,45	2158	26800	YPM YPFM	92 İR 63 / 63 M 4a	129 130	119 122
	0,51	2731	1,69	2073	26800				
	0,55	2548	1,80	1934	26800				
	0,62	2246	2,00	1705	26800				
	0,70	1996	2,30	1515	26800				
	0,78	1786	2,60	1356	26800				
	0,87	1607	2,80	1220	26800				
	0,96	1453	3,10	1103	26800				
	1,1	1319	3,50	1001	26800				
	1,2	1200	3,80	911	26800				
	0,53	2626	0,80	1963	19500				
	0,60	2334	0,91	1745	19500				
	0,68	2061	1,03	1541	19500				
	0,76	1853	1,14	1385	19500				
	0,86	1637	1,29	1224	19500	YPPM YPPFM	82 İR 53 / 63 M 4a	123 124	93 99
	0,95	1469	1,44	1098	19500				
	0,99	1417	1,49	1075	19500				
	1,2	1134	1,74	861	19500				
	1,4	1024	1,93	777	19500				
	1,5	910	2,20	691	19500				
	1,7	816	2,40	619	19500				
	1,9	736	2,70	559	19500				
	2,2	650	3,00	493	19500				
	0,91	1534	0,78	1164	13500				
1,0	1335	0,88	1013	13500					
1,2	1204	0,99	914	13500					
1,2	1187	0,98	901	13500					
1,3	1055	1,10	801	13500					
1,5	943	1,23	716	13500					
1,7	846	1,38	642	13500					
1,8	764	1,57	580	13500					
2,0	685	1,75	520	13500					
2,3	617	1,95	468	13500					
2,5	557	2,20	423	13500					
2,8	492	2,50	373	13500					
3,1	445	2,70	338	13500					
3,5	403	3,00	306	13500					
3,7	379	2,60	288	13500					



P <sub>1</sub> GÜÇ Power Puissance [kW] Hp	n <sub>2</sub> Çıkış Devri Output Speeds Vitesse de sortie [r.p.m]	İ Tahvil Ratio Rapport de réduction	S <sub>r</sub> Servis Faktörü Service Factor Service facteur	M <sub>2</sub> Çıkış Momenti Output Torque Couple de sortie [Nm]	F <sub>Q10</sub> Rad. Yük Over Loads Charges radiales [N]	Tip Type Types		 kg					
0,12 0,16	2,9	483	1,83	372	7450	YPPM YPFPM	74 / 63 M 4a	115 116	56 60				
	3,3	428	2,00	330	7450								
	3,8	370	2,30	285	7450								
	4,7	299	3,00	231	7450								
	5,5	254	3,40	196	7450								
	2,2	643	0,80	488	7450					YPPM YPFPM	63 İR 42 / 63 M 4a	111 112	43 45
	2,3	610	0,84	463	7450								
	2,6	544	0,94	413	7450								
	3,1	450	1,14	342	7450								
	3,3	420	1,22	319	7450								
	3,8	364	1,41	276	7450								
	4,5	313	1,64	238	7450								
	4,9	285	1,80	216	7450								
	5,9	238	2,20	181	7450								
	6,2	225	2,60	171	7450								
	7,0	200	2,60	152	7450	YPPM YPFPM	62 İR 42 / 63 M 4a	111 112	41 43				
	8,5	164	3,10	124	7450								
	9,4	149	3,40	113	7450								
	10	135	4,10	102	7450								
	3,9	355	1,45	274	7450								
	5,0	279	1,85	215	7450					YPPM YPFPM	63 / 63 M 4a	109 110	32 34
	5,7	244	2,10	188	7450								
	7,1	197	2,60	152	7450								
	7,8	179	2,90	138	7450								
	8,6	162	3,20	125	7450								
	11	127	4,00	98	7450	YPM YPFM	53 İR 42 / 63 M 4a	107 108	30 32				
	7,4	190	2,70	149	7450								
	7,9	177	2,90	139	7450								
	8,4	166	3,10	130	7450								
	8,9	158	3,20	123	7450								
	11	131	3,90	102	7450					YPM YPFM	52 İR 42 / 63 M 4a	107 108	29 31
	4,0	352	0,88	267	4500								
	4,4	316	0,98	240	4500								
	4,9	284	1,09	216	4500								
	5,4	257	1,20	195	4500								
	6,2	225	1,24	171	4500								
	7,1	198	1,55	150	4500	YPM YPFM	53 / 63 M 4a	105 106	19 21				
	8,0	175	1,75	133	4500								
	7,2	194	1,34	149	4500								
	8,1	173	1,51	133	4500								
	9,1	154	1,69	119	4500								
	10	138	1,88	106	4500					YPPM YPFPM	43 / 63 M 4a	103 104	16 17
11	125	2,10	96	4500									
13	112	2,30	86	4500									
14	102	2,60	79	4500									
16	85,00	3,00	65	4500									
10	137	1,85	107	4500									
12	119	2,10	93	4500	YPPM YPFPM	43 / 63 M 4a	103 104	16 17					
13	104	2,40	82	4500									
15	94,78	2,70	74	4500									
17	83,71	3,00	65	4500									
10	137	1,13	107	3600									
12	118	1,31	92	3600									
14	103	1,50	80	3600									
16	89,88	1,72	70	3600									
16	85,56	1,81	67	3600									



P <sub>1</sub> GÜÇ Power Puissance [kW] Hp	n <sub>2</sub> Çıkış Devri Output Speeds Vitesse de sortie [r.p.m]	İ Tahvil Ratio Rapport de réduction	S <sub>r</sub> Servis Faktörü Service Factor Service facteur	M <sub>2</sub> Çıkış Momenti Output Torque Couple de sortie [Nm]	F <sub>Q10</sub> Rad. Yük Over Loads Charges radiales [N]	Tip Type Types		 kg	
<b>0,12</b> 0,16	19	74,93	2,00	59	3600	YPPM YPFPM	43 / 63 M 4a	103 104	16 17
	21	66,00	2,30	52	3600				
	23	62,18	2,50	49	3600				
	24	58,40	2,60	46	3600				
	27	51,84	3,00	41	3600				
	29	48,32	3,20	38	3600				
	33	42,75	3,60	33	3600				
	37	37,95	4,00	30	3600				
	41	33,99	4,30	27	3600				
	47	29,94	4,90	23	3600				
	53	26,49	5,50	21	3600				
60	23,51	6,20	18	3600					
<b>0,18</b> 0,25	0,27	5097	0,85	5716	31500	YPM YPFM	103 İR 63 / 63 M 4b	135 136	201 221
	0,33	4212	1,03	4723	31500				
	0,36	3845	1,13	4312	31500				
	0,41	3443	1,26	3861	31500				
	0,48	2887	1,47	3238	31500				
	0,56	2481	1,60	2825	31500				
	0,63	2206	1,73	2512	31500				
	0,71	1976	2,00	2250	31500				
	0,79	1779	2,10	2025	31500				
	0,87	1610	2,50	1833	31500				
	0,96	1462	2,50	1664	31500				
	1,1	1333	2,50	1518	31500				
	1,1	1218	2,50	1387	31500				
	1,3	1113	2,50	1267	31500				
	0,38	3650	0,83	4093	26800				
	0,39	3571	0,86	4005	26800				
	0,42	3333	0,91	3738	26800				
	0,42	3350	0,86	3814	26800				
	0,49	2843	0,97	3237	26800				
	0,51	2731	1,13	3109	26800				
	0,55	2548	1,20	2901	26800				
	0,62	2246	1,33	2557	26800				
	0,70	1996	1,53	2272	26800				
	0,78	1786	1,73	2033	26800				
	0,87	1607	1,87	1830	26800				
	0,96	1453	2,10	1654	26800				
	1,1	1319	2,30	1502	26800				
	1,2	782	1,97	1405	7450				
	1,3	713	2,10	1281	7450				
	1,4	652	2,40	1173	7450				
	1,5	600	2,60	1078	7450				
	1,6	564	2,70	1014	7450				
	1,7	518	2,90	932	7450				
0,86	1637	0,86	1836	19500					
0,95	1469	0,96	1647	19500					
0,99	1417	0,99	1613	19500					
1,2	1134	1,16	1291	19500					
1,4	664	1,18	1193	7450					
1,5	594	1,32	1068	7450					
1,7	528	1,49	950	7450					
1,9	473	1,66	851	7450					
2,1	664	1,85	767	7450					
2,4	594	2,00	687	7451					
2,6	528	2,30	611	7452					
3,0	473	2,60	547	7453					
3,3	427	2,90	493	7454					



P <sub>1</sub> GÜÇ Power Puissance [kW] Hp	n <sub>2</sub> Çıkış Devri Output Speeds Vitesse de sortie [r.p.m]	İ Tahvil Ratio Rapport de réduction	S <sub>r</sub> Servis Faktörü Service Factor Service facteur	M <sub>2</sub> Çıkış Momenti Output Torque Couple de sortie [Nm]	F <sub>Q10</sub> Rad. Yük Over Loads Charges radiales [N]	Tip Type Types			kg	
0,18 0,25	3,7	242	3,20	442	19500	YPM YPFM	83 / 71 M 6a	119	87	
	4,3	209	3,80	382	19500			120	93	
	4,5	202	3,90	368	19500					
	1,5	943	0,82	1074	13500	YPPM YPFPM		72 İR 53 / 63 M 4b	117	61
	1,7	846	0,92	963	13500		118		65	
	1,8	764	1,05	870	13500					
	1,9	483	0,78	868	7450	YPM YPFM	74 / 71 M 6a		115	58
	2,1	428	0,88	770	7450			116	62	
	2,4	370	1,02	666	7450					
	2,9	483	1,22	558	7450					
	3,3	428	1,33	495	7451		YPPM YPFPM	74 / 63 M 4b	115	57
	3,8	370	1,53	428	7452					
	4,7	299	2,00	346	7453					
	5,5	254	2,27	294	7454					
	6,1	230	2,47	266	7455		YPPM YPFPM	73 / 71 M 6a	113	54
	4,2	212	1,80	387	13500					
	4,5	198	1,93	362	13500					
	4,9	185	2,10	338	13500					
	5,5	164	2,30	300	13500		YPPM YPFPM	73 / 63 M 4b	113	53
	6,2	146	2,60	266	13500					
	7,0	129	2,90	236	13500					
	6,6	212	2,80	249	13500					
	7,1	198	2,90	232	13500		YPPM YPFPM	63 İR 42 / 63 M 4b	111	43
	3,3	420	0,81	478	7450					
	3,8	364	0,94	414	7450					
	4,5	313	1,09	356	7450					
	4,9	285	1,20	324	7450		YPPM YPFPM	62 İR 42 / 63 M 4b	111	42
	5,9	238	1,47	271	7450					
	6,2	225	1,53	256	7450					
	7,0	200	1,73	228	7450					
	8,5	164	2,10	187	7450		YPPM YPFPM	63 / 71 M 6a	109	34
	9,4	149	2,30	170	7450					
	10	135	2,70	154	7450					
	3,9	355	0,97	410	7450					
	5,0	279	1,23	322	7450		YPPM YPFPM	63 / 63 M 4b	109	33
	5,7	244	1,40	282	7450					
	7,1	197	1,73	228	7450					
	7,8	179	1,93	207	7450					
	8,6	162	2,10	187	7450		YPPM YPFPM	63 / 71 M 6a	110	36
	11	127	2,70	147	7450					
	4,7	190	1,15	347	7450					
	5,1	177	1,24	324	7450					
5,4	166	1,33	303	7450		YPPM YPFPM	63 / 63 M 4b	109	35	
5,7	158	1,40	288	7450						
6,9	131	1,67	238	7450						
7,4	122	1,80	222	7450						
8,5	105	2,07	193	7450		YPPM YPFPM	63 / 63 M 4b	107	30	
7,4	190	1,80	223	7450						
7,9	177	1,93	208	7450						
8,4	166	2,07	195	7450						
8,9	158	2,13	185	7450		YPPM YPFPM	53 İR 42 / 63 M 4b	108	32	
11	131	2,60	153	7450						
12	122	2,80	143	7450						
13	105	3,20	124	7450						
15	90,72	3,47	106	7450		YPM YPFM	53 İR 42 / 63 M 4b	107	30	
5,4	257	0,80	293	4500						
6,2	225	0,83	256	4500						
7,1	198	1,03	225	4500						
8,0	175	1,17	199	4500						



P <sub>1</sub> GÜÇ Power Puissance [kW] Hp	n <sub>2</sub> Çıkış Devri Output Speeds Vitesse de sortie [r.p.m]	i Tahvil Ratio Rapport de réduction	S <sub>r</sub> Servis Faktörü Service Factor Service facteur	M <sub>2</sub> Çıkış Momenti Output Torque Couple de sortie [Nm]	F <sub>Q10</sub> Rad. Yük Over Loads Charges radiales [N]	Tip Type Types		 kg	
<b>0,18</b> <b>0,25</b>	7,2	194	0,89	224	4500	<b>YPM</b> <b>YPFM</b>	<b>52 İR 42 / 63 M 4b</b>	107 108	30 32
	8,1	173	1,01	200	4500				
	9,1	154	1,13	178	4500				
	10	138	1,25	160	4500				
	11	125	1,40	144	4500				
	13	112	1,53	129	4500				
	14	102	1,73	118	4500	<b>YPM</b> <b>YPFM</b>	<b>53 / 71 M 6a</b>	105 106	21 23
	16	85,00	2,00	98	4500				
	7,6	119	0,91	217	4500				
	8,6	104	1,04	190	4500	<b>YPPM</b> <b>YPFPM</b>	<b>53 / 63 M 4b</b>	105 106	20 22
	9,5	94,78	1,15	173	4500				
	10	137	1,23	161	4500				
	12	119	1,40	140	4500	<b>YPPM</b> <b>YPFPM</b>	<b>43 / 63 M 4b</b>	97 98	16 17
	13	104	1,60	122	4500				
	15	94,78	1,80	111	4500				
	17	83,71	2,00	98	4500				
	10	137	0,75	161	3600				
	12	118	0,87	139	3600				
	14	103	1,00	120	3600				
	16	89,88	1,15	105	3600				
	16	85,56	1,20	100	3600				
	19	74,93	1,33	88	3600				
	21	66,00	1,53	77	3600				
	23	62,18	1,66	73	3600				
	24	58,40	1,73	69	3600	<b>YPM</b> <b>YPFM</b>	<b>43 / 63 M 2a</b>	103 104	16 17
	27	51,84	2,00	61	3600				
	29	48,32	2,10	57	3600				
	33	42,75	2,40	50	3600				
	37	37,95	2,70	45	3600				
	41	33,99	2,90	40	3600				
	47	29,94	3,30	35	3600	<b>YPPM</b> <b>YPFPM</b>	<b>42 / 63 M 4b</b>	103 104	16 17
	53	26,49	3,70	31	3600				
	60	23,51	4,10	28	3600				
	37	74,93	4,10	44	3600				
	42	66,00	4,70	39	3600				
	45	62,18	5,00	36	3600				
	48	58,40	5,30	34	3600				
	54	51,84	5,90	30	3600				
	58	48,32	6,30	28	3600				
	62	22,54	4,50	27	3600				
	72	19,40	5,20	23	3600				
	83	16,87	6,00	20	3600				
95	14,77	6,80	18	3600					
108	13,01	7,80	15	3600					
122	11,51	8,80	14	3600					
137	10,22	9,90	12	3600					
147	9,520	10,60	11	3600					
166	8,430	11,90	10	3600					
187	7,480	13,20	9	3600					
209	6,700	10,60	8	3600					
237	5,900	11,50	7	3600					
268	5,220	12,40	6	3600					
302	4,630	13,20	6	3600					
332	8,430	23,00	5	3600					
374	7,480	24,00	4	3600					
418	6,700	20,00	4	3600					
475	5,900	21,50	4	3600					
536	5,220	22,80	3	3600					
605	4,630	24,00	3	3600					
<b>YPM</b> <b>YPFM</b>	<b>42 / 63 M 2a</b>	103 104	16 17						



P <sub>1</sub> GÜÇ Power Puissance [kW] Hp	n <sub>2</sub> Çıkış Devri Output Speeds Vitesse de sortie [r.p.m]	İ Tahvil Ratio Rapport de réduction	S <sub>r</sub> Servis Faktörü Service Factor Service facteur	M <sub>2</sub> Çıkış Momenti Output Torque Couple de sortie [Nm]	F <sub>Q10</sub> Rad. Yük Over Loads Charges radiales [N]	Tip Type Types		 kg	
0,25 0,34	0,13	10878	0,85	16943	75000	YPM YPFM	143 İR 73 / 71 M 4a	147 148	502 537
	0,14	9718	0,96	15136	75000				
	0,16	8730	1,07	13597	75000				
	0,19	7478	1,23	11647	75000				
	0,21	6672	1,36	10392	75000				
	0,24	5920	1,58	9220	75000				
	0,26	5288	1,73	8236	75000				
	0,28	5010	1,87	7803	75000				
	0,31	4475	2,00	6970	75000				
	0,35	4020	2,30	6261	75000				
	0,39	3628	2,50	5651	75000				
	0,43	3286	2,80	5118	75000				
	0,18	7633	0,79	11889	61500	YPM YPFM	123 İR 73 / 71 M 4a	141 142	292 322
	0,21	6784	0,88	10566	61500				
	0,23	6061	0,96	9440	61500				
	0,26	5438	1,06	8470	61500				
	0,29	4895	1,20	7624	61500				
	0,32	4418	1,34	6881	61500				
	0,35	3996	1,49	6224	61500	YPM YPFM	103 İR 63 / 71 M 4a	135 136	202 222
	0,39	3619	1,63	5637	61500				
	0,43	3281	1,82	5110	61500				
	0,36	3845	0,81	5989	31500				
	0,41	3443	0,91	5363	31500				
	0,48	2887	1,06	4497	31500				
	0,56	2481	1,15	3923	31500	YPM YPFM	102 İR 63 / 71 M 4a	135 136	197 217
	0,63	2206	1,25	3488	31500				
	0,71	1976	1,44	3125	31500				
	0,79	1779	1,49	2813	31500				
	0,87	1610	1,82	2546	31500				
	0,96	1462	1,82	2312	31500				
	1,1	1333	1,82	2108	31500				
	1,1	1218	1,82	1926	31500				
	1,3	1113	1,82	1760	31500				
	1,5	954	3,10	1508	31500				
	1,6	855	3,40	1352	31500	YPPM YPFPM	104 / 71 M 6b	133 134	196 216
	1,8	770	3,80	1218	31500				
	1,1	855	1,96	2135	7450				
	1,2	771	2,20	1925	7450				
	1,3	709	2,40	1769	7450	YPM YPFM	92 İR 63 / 71 M 4a	129 130	120 123
	1,4	629	2,70	1571	7450				
	0,55	2548	0,86	4029	26800				
	0,62	2246	0,96	3551	26800				
0,70	1996	1,10	3156	26800					
0,78	1786	1,25	2824	26800					
0,87	1607	1,34	2541	26800	YPM YPFM	94 / 71 M 6b	127 128	118 121	
0,96	1453	1,49	2298	26800					
1,1	1319	1,68	2086	26800					
1,2	1200	1,82	1897	26800					
1,2	782	1,42	1952	7450					
1,3	713	1,51	1779	7450					
1,4	652	1,73	1629	7450	YPM YPFM	94 / 71 M 4a	127 128	117 120	
1,5	600	1,87	1497	7450					
1,6	564	1,94	1408	7450					
1,7	518	2,09	1294	7450					
2,1	434	2,30	1084	7450	YPM YPFM	94 / 71 M 4a	127 128	117 120	
1,8	782	2,20	1255	7450					
2,0	713	2,40	1144	7450					
2,1	652	2,60	1047	7450					





P <sub>1</sub> GÜÇ Power Puissance [kW] Hp	n <sub>2</sub> Çıkış Devri Output Speeds Vitesse de sortie [r.p.m]	İ Tahvil Ratio Rapport de réduction	S <sub>r</sub> Servis Faktörü Service Factor Service facteur	M <sub>2</sub> Çıkış Momenti Output Torque Couple de sortie [Nm]	F <sub>Q10</sub> Rad. Yük Over Loads Charges radiales [N]	Tip Type Types			kg
0,25 0,34	1,2	1134	0,83	1793	19500	YPM YPFM	82 İR 53 / 71 M 4a	123	94
	1,4	1024	0,93	1619	19500			124	100
	1,5	910	1,06	1439	19500				
	1,7	816	1,15	1290	19500				
	1,9	736	1,30	1164	19500				
	1,4	664	0,85	1658	19500	YPM YPFM	84 / 71 M 6b	121	91
	1,5	594	0,95	1484	19500			122	97
	1,7	528	1,07	1320	19500				
	1,9	473	1,20	1182	19500				
	2,1	664	1,33	1066	19500	YPM YPFM	84 / 71 M 4a	121	90
	2,4	594	1,44	954	19500			122	96
	2,6	528	1,66	848	19500				
	3,0	473	1,87	760	19500				
	3,3	427	2,09	685	19500				
	3,6	384	2,30	617	19500				
	4,3	324	2,88	520	19500				
	3,7	242	2,30	614	19500	YPM YPFM	83 / 71 M 6b	119	88
	4,3	209	2,70	531	19500			120	94
	4,5	202	2,80	511	19500				
	5,2	174	3,20	442	19500	YPM YPFM	73 İR 52 / 71 M 4a	117	63
	2,4	591	0,83	935	13500			118	67
	2,7	526	0,93	832	13500				
	2,8	502	0,96	794	13500				
	2,0	685	0,84	1083	13500	YPM YPFM	72 İR 53 / 71 M 4a	117	62
	2,3	617	0,94	976	13500			118	66
	2,5	557	1,06	881	13500				
	2,8	492	1,20	778	13500				
	2,9	483	0,88	775	13500				
	3,3	428	0,96	688	13500	YPM YPFM	74 / 71 M 4a	115	58
	3,8	370	1,10	595	13500			116	62
	4,7	299	1,44	481	13500				
	5,5	254	1,63	408	13500				
	6,1	230	1,78	370	13500	YPPM YPFPM	73 / 71 M 6b	113	55
	4,2	212	1,30	538	13500			114	59
	4,5	198	1,39	502	13500				
	4,9	185	1,49	470	13500	YPM YPFM	73 / 71 M 6b	113	55
	5,5	164	1,63	417	13500			114	59
	6,2	146	1,87	369	13500	YPPM YPFPM	73 / 71 M 4a	113	54
	7,0	129	2,10	328	13500			114	58
	6,6	212	2,00	346	13500				
	7,1	198	2,10	323	13500				
	7,6	185	2,30	302	13500	YPM YPFM	73 / 71 M 4a	113	54
8,5	164	2,60	268	13500	114			58	
9,6	146	2,90	237	13500					
11	129	3,30	211	13500					
13	112	3,80	182	13500					
4,9	285	0,86	451	7450	YPM YPFM	63 İR 42 / 71 M 4a	111	44	
5,9	238	1,05	376	7450			112	46	
6,2	225	1,10	356	7450					
7,0	200	1,25	316	7450					
8,5	164	1,49	259	7450					
9,4	149	1,63	236	7450					
10	135	1,97	213	7450					
5,0	279	0,89	448	7450	YPM YPFM	62 İR 42 / 71 M 4a	111	43	
5,7	244	1,00	392	7450			112	45	
7,1	197	1,25	316	7450					
7,8	179	1,39	287	7450					
8,6	162	1,54	260	7450					
11	127	1,92	204	7450					



P <sub>1</sub> GÜÇ Power Puissance [kW] Hp	n <sub>2</sub> Çıkış Devri Output Speeds Vitesse de sortie [r.p.m]	İ Tahvil Ratio Rapport de réduction	S <sub>r</sub> Servis Faktörü Service Factor Service facteur	M <sub>2</sub> Çıkış Momenti Output Torque Couple de sortie [Nm]	F <sub>Q10</sub> Rad. Yük Over Loads Charges radiales [N]	Tip Type Types			 kg
0,25 0,34	5,1	177	0,89	450	7450	YPPM YPFPM	63 / 71 M 6b	109 110	35 37
	5,4	166	0,96	421	7450	YPM YPFM	63 / 71 M 6b	109 110	35 37
	5,7	158	1,01	400	7450				
	6,9	131	1,20	331	7450				
	7,4	122	1,30	308	7450				
	8,5	105	1,49	267	7450				
	7,4	190	1,30	310	7450	YPPM YPFPM	63 / 71 M 4a	109 110	34 36
	7,9	177	1,39	289	7450				
	17	82,51	2,81	134	7450				
	20	68,90	3,30	112	7450				
	22	63,66	3,60	104	7450				
	8,4	166	1,49	271	7450	YPM YPFM	63 / 71 M 4a	109 110	34 36
	8,9	158	1,54	257	7450				
	11	131	1,87	213	7450				
	12	122	2,02	198	7450				
	13	105	2,30	172	7450				
	15	90,72	2,50	148	7450				
	21	65,14	3,50	106	7450				
	8,0	175	0,84	277	4500	YPM YPFM	53 İR 42 / 71 M 4a	107 108	31 33
	9,1	154	0,81	247	4500	YPM YPFM	52 İR 42 / 71 M 4a	107 108	31 33
	10	138	0,90	222	4500				
	11	125	1,01	201	4500				
	13	112	1,10	180	4500				
	14	102	1,25	164	4500				
	16	85,00	1,44	136	4500				
	12	119	1,01	194	4500				
	13	104	1,15	170	4500				
	15	94,78	1,30	154	4500				
	17	83,71	1,44	136	4500				
	19	74,40	1,63	121	4500				
	21	66,47	1,78	108	4500				
	23	59,64	2,02	97	4500				
	26	53,68	2,30	87	4500				
	29	48,45	2,52	79	4500				
	32	43,81	2,81	71	4500				
	35	39,46	3,02	64	4500				
	40	35,07	3,40	57	4500				
	45	31,33	3,80	51	4500				
	50	28,11	4,30	46	4500				
	55	25,30	4,70	41	4500				
61	22,84	5,10	37	4500					
54	25,75	4,70	43	4250	YPPM YPFPM	52 / 71 M 4a	105 106	19 21	
63	22,33	5,40	37	4250	YPM YPFM	52 / 71 M 4a	105 106	19 21	
72	19,56	6,30	32	4250					
81	17,27	6,90	29	4250					
91	15,35	7,80	25	4250					
102	13,72	8,70	23	3850					
114	12,31	9,90	20	3850					
126	11,08	10,80	18	3850					
140	9,997	11,90	17	3850					
155	9,041	13,20	15	3850					
193	7,236	11,30	12	3500					
217	6,465	12,00	11	4250					



P <sub>1</sub> GÜÇ Power Puissance [kW] Hp	n <sub>2</sub> Çıkış Devri Output Speeds Vitesse de sortie [r.p.m]	İ Tahvil Ratio Rapport de réduction	S <sub>r</sub> Servis Faktörü Service Factor Service facteur	M <sub>2</sub> Çıkış Momenti Output Torque Couple de sortie [Nm]	F <sub>Q10</sub> Rad. Yük Over Loads Charges radiales [N]	Tip Type Types			 kg
0,25 0,34	241	5,800	13,20	10	4250	YPM YPFM	52 / 71 M 4a	105 106	19 21
	268	5,221	13,80	9	4250				
	297	4,712	14,40	8	4250				
	328	4,262	15,60	7	3850				
	14	103	0,72	167	3600	YPM YPFM	43 / 71 M 4a	103 104	17 18
	16	89,88	0,77	146	3600				
	16	85,56	0,87	139	3600				
	19	74,93	0,96	122	3600				
	21	66,00	1,10	108	3600				
	23	62,18	1,20	101	3600				
	24	58,40	1,25	95	3600				
	27	51,84	1,44	84	3600				
	29	48,32	1,54	79	3600				
	33	42,75	1,73	70	3600				
	37	37,95	1,92	62	3600				
	41	33,99	2,10	55	3600				
	47	29,94	2,40	49	3600				
	53	26,49	2,60	43	3600				
	60	23,51	3,00	38	3600				
	37	74,93	2,90	61	3600				
	42	66,00	3,40	54	3600				
	45	62,18	3,60	51	3600				
	48	58,40	3,80	48	3600				
	54	51,84	4,20	42	3600				
	58	48,32	4,50	39	3600				
	62	22,54	3,20	37	3600				
	72	19,40	3,70	32	3600				
	83	16,87	4,30	28	3600				
	95	14,77	4,90	24	3600				
	108	13,01	5,60	22	3600	YPPM YPPFM	42 / 71 M 4a	103 104	17 18
	122	11,51	6,30	19	3600				
	137	10,22	7,10	17	3600				
147	9,520	7,60	16	3600					
166	8,430	8,50	14	3600					
187	7,480	9,50	12	3600					
209	6,700	7,60	11	3600					
237	5,900	8,30	10	3600					
268	5,220	8,90	9	3600					
302	4,630	9,50	8	3600					
332	8,430	16,50	7	3600					
374	7,480	17,20	6	3600	YPM YPFM				
418	6,700	14,40	6	3600					
475	5,900	15,40	5	3600					
536	5,220	16,40	4	3600					
605	4,630	17,20	4	3600					
0,19	7478	0,83	17238	75000		YPM YPFM	143 İR 73 / 71 M 4b	147 148	503 538
0,21	6672	0,92	15380	75000					
0,24	5920	1,07	13646	75000					
0,26	5288	1,17	12189	75000					
0,28	5010	1,26	11549	75000					
0,31	4475	1,36	10315	75000					
0,35	4020	1,55	9267	75000					
0,39	3628	1,70	8363	75000					
0,43	3286	1,90	7575	75000					
0,47	2985	2,10	6881	75000					
0,51	2720	2,30	6270	75000					
0,58	2404	2,50	5542	75000					
0,64	2177	2,70	5018	75000					



P <sub>1</sub> GÜÇ Power Puissance [kW] Hp	n <sub>2</sub> Çıkış Devri Output Speeds Vitesse de sortie [r.p.m]	İ Tahvil Ratio Rapport de réduction	S <sub>r</sub> Servis Faktörü Service Factor Service facteur	M <sub>2</sub> Çıkış Momenti Output Torque Couple de sortie [Nm]	F <sub>Q10</sub> Rad. Yük Over Loads Charges radiales [N]	Tip Type Types			kg
<b>0,37</b> 0,5	0,32	4418	0,91	10184	61500	YPM YPFM	123 İR 73 / 71 M 4b	141	293
	0,35	3996	1,00	9211	61500			142	323
	0,39	3619	1,10	8342	61500	YPM YPFM	102 İR 63 / 71 M 4b	135 136	198 218
	0,43	3281	1,23	7563	61500				
	0,63	2206	0,84	5163	31500				
	0,71	1976	0,97	4624	31500				
	0,79	1779	1,00	4163	31500				
	0,87	1610	1,23	3768	31500				
	0,96	1462	1,23	3421	31500				
	1,1	1333	1,23	3120	31500				
	1,1	1218	1,23	2850	31500				
	1,3	1113	1,23	2605	31500				
	1,5	954	2,10	2233	31500				
	1,6	855	2,30	2001	31500				
	1,8	770	2,60	1802	31500				
	2,0	696	2,80	1629	31500				
	2,2	633	3,00	1481	31500				
	2,4	576	3,00	1348	31500				
	2,7	521	3,60	1219	31500				
	2,9	475	3,60	1112	31500				
	3,2	434	3,60	1016	31500				
	3,9	358	3,60	838	31500				
	4,8	293	3,60	686	31500				
	5,8	243	3,60	569	31500				
	1,1	855	1,32	3159	31500	YPM YPFM	104 / 80 M 6a	133	199
	1,2	771	1,49	2848	31500			134	219
	1,3	709	1,62	2619	31500	YPPM YPPFM	104 / 71 M 4b	133 134	197 217
	1,4	629	1,82	2326	31500				
	1,6	855	2,00	2031	31500				
	1,8	771	2,30	1831	31500				
	2,0	709	2,50	1683	31500				
	2,2	629	2,80	1495	31500				
	2,5	564	3,10	1340	31500	YPM YPFM	92 İR 63 / 71 M 4b	129	121
	0,78	1786	0,84	4180	26800			130	124
	0,87	1607	0,91	3761	26800	YPM YPFM	94 / 80 M 6a	127 128	120 123
	0,96	1453	1,00	3400	26800				
	1,1	1319	1,14	3087	26800				
	1,2	782	0,96	2889	7450				
	1,3	713	1,02	2633	7450				
	1,4	652	1,17	2411	7450				
	1,5	600	1,26	2216	7450				
	1,6	564	1,31	2084	7450				
	1,7	518	1,41	1915	7450				
	2,1	434	1,56	1604	7450				
	1,8	782	1,49	1857	7450				
2,0	713	1,62	1693	7450	YPM YPFM				
2,1	652	1,76	1550	7450					
2,3	600	1,96	1424	7450					
2,5	564	2,03	1340	7450					
2,7	518	2,23	1231	7450					
3,2	434	2,36	1031	7450					
3,6	386	2,64	916	7450	YPM YPFM	93 / 80 M 6a	125 126	112 115	
3,1	286	2,60	1072	26800					
3,6	252	3,00	947	26800					
3,8	235	3,20	883	26800					
4,1	222	3,40	833	26800					
4,2	213	3,60	799	26800					
4,5	199	3,70	746	26800					



P <sub>1</sub> GÜÇ Power Puissance [kW] Hp	n <sub>2</sub> Çıkış Devri Output Speeds Vitesse de sortie [r.p.m]	İ Tahvil Ratio Rapport de réduction	S <sub>r</sub> Servis Faktörü Service Factor Service facteur	M <sub>2</sub> Çıkış Momenti Output Torque Couple de sortie [Nm]	F <sub>Q10</sub> Rad. Yük Over Loads Charges radiales [N]	Tip Type Types											
										YPM YPFM	84 / 80 M 6a	121 122	93 99				
														YPM YPFM	84 / 71 M 4b	121 122	91 97
0,37 0,5	1,9	473	0,81	1749	19000	YPM YPFM	84 / 80 M 6a	121 122	93 99								
	2,1	664	0,90	1577	19000												
	2,4	594	0,97	1412	19000												
	2,6	528	1,12	1256	19000												
	3,0	473	1,26	1124	19000	YPM YPFM	84 / 71 M 4b	121 122	91 97								
	3,3	427	1,41	1014	19000												
	3,6	384	1,56	913	19000												
	4,3	324	1,95	770	19000												
	4,8	289	2,16	686	19000												
	5,4	259	2,43	616	19000												
	3,7	242	1,55	909	19000	YPM YPFM	83 / 80 M 6a	119 120	90 96								
	4,3	209	1,85	786	19000												
	4,5	202	1,90	757	19000												
	5,2	174	2,20	654	19000	YPM YPFM	83 / 71 M 4b	119 120	88 94								
	5,8	242	2,50	584	19000												
	6,7	209	2,80	505	19000												
	6,9	202	3,00	487	19000	YPM YPFM	72 İR 53 / 71 M 4b	117 118	63 67								
	2,8	492	0,81	1151	13500												
	3,1	445	0,88	1041	13500												
	3,5	403	0,97	943	13500	YPM YPFM	74 / 71 M 4b	115 116	59 63								
	3,8	370	0,75	880	7450												
	4,7	299	0,97	711	7451												
	5,5	254	1,10	604	7452	YPM YPFM	73 / 80 M 6a	113 114	57 61								
	6,1	230	1,20	548	7453												
	4,2	212	0,88	796	13500												
	4,5	198	0,97	743	13500	YPM YPFM	73 / 80 M 6a	113 114	57 61								
	4,9	185	1,00	696	13500												
	5,5	164	1,10	617	13500												
	6,2	146	1,26	547	13500	YPM YPFM	73 / 71 M 4b	113 114	55 59								
	7,0	129	1,43	485	13500												
	6,6	212	1,35	512	13500												
	7,1	198	1,42	478	13500	YPM YPFM	73 / 71 M 4b	113 114	55 59								
	7,6	185	1,55	447	13500												
	8,5	164	1,75	397	13500												
	9,6	146	1,96	351	13500	YPM YPFM	63 İR 42 / 71 M 4b	111 112	45 47								
	11	129	2,20	312	13500												
	13	112	2,50	269	13500												
	16	90,29	3,50	218	13500	YPM YPFM	62 İR 42 / 71 M 4b	111 112	44 46								
	18	76,73	4,30	185	13500												
	6,2	225	0,84	527	7320												
7,0	200	1,00	468	7320	YPM YPFM	63 / 80 M 6a	109 110	37 39									
8,5	164	1,10	384	7320													
9,4	149	1,33	349	7320													
7,1	197	0,84	468	7320	YPM YPFM	63 / 71 M 4b	109 110	35 37									
7,8	179	0,94	425	7320													
8,6	162	1,04	385	7320													
11	127	1,30	302	7320	YPM YPFM	63 / 80 M 6a	109 110	37 39									
6,9	131	0,81	490	7320													
7,4	122	0,88	457	7320													
8,5	105	1,00	396	7320	YPM YPFM	63 / 71 M 4b	109 110	35 37									
7,4	190	0,88	459	7320													
7,9	177	0,94	428	7320													
17	82,51	1,90	199	7300	YPM YPFM	63 / 71 M 4b	109 110	35 37									
20	68,90	2,23	166	7300													
22	63,66	2,43	154	7160													
24	58,09	2,64	140	7160	YPM YPFM	63 / 71 M 4b	109 110	35 37									
32	43,37	3,60	105	7160													



P <sub>1</sub> GÜÇ Power Puissance [kW] Hp	n <sub>2</sub> Çıkış Devri Output Speeds Vitesse de sortie [r.p.m]	İ Tahvil Ratio Rapport de réduction	S <sub>r</sub> Servis Faktörü Service Factor Service facteur	M <sub>2</sub> Çıkış Momenti Output Torque Couple de sortie [Nm]	F <sub>Q10</sub> Rad. Yük Over Loads Charges radiales [N]	Tip Type Types		 kg	
0,37 0,5	8,4	166	1,01	401	7320	YPM YPFM	63 / 71 M 4b	109 110	35 37
	8,9	158	1,04	380	7320				
	11	131	1,26	315	7320				
	12	122	1,36	293	7320				
	13	105	1,56	254	7300				
	15	90,72	1,69	219	7300				
	21	65,14	2,36	157	7160				
	27	52,64	2,91	127	7160				
	29	47,69	3,30	115	7160				
	15	94,78	0,88	229	4500				
	17	83,71	0,97	202	4500				
	19	74,40	1,10	179	4500				
	21	66,47	1,20	160	4500				
	23	59,64	1,36	144	4500				
	26	53,68	1,56	129	4500				
	29	48,45	1,70	117	4500				
	32	43,81	1,90	106	4500				
	35	39,46	2,04	95	4500				
	40	35,07	2,30	85	4500				
	45	31,33	2,57	76	4500				
	50	28,11	2,91	68	4500				
	55	25,30	3,18	61	4500				
	61	22,84	3,45	55	4500				
	54	25,75	3,18	63	3900	YPPM YPPFM	52 / 71 M 4b	105 106	20 22
	63	22,33	3,65	55	3900	YPM YPFM	52 / 71 M 4b	105 106	20 22
	72	19,56	4,26	48	3900				
	81	17,27	4,66	42	3900				
	91	15,35	5,27	38	3900				
	102	13,72	5,88	34	3500				
	114	12,31	6,69	30	3500				
	126	11,08	7,30	27	3500				
	140	9,997	8,04	24	3500				
	155	9,041	8,92	22	3500				
	193	7,236	7,64	18	3150				
	217	6,465	8,11	16	3150				
	241	5,800	8,92	14	3150				
	268	5,221	9,32	13	3150				
	297	4,712	9,73	12	3150				
	328	4,262	10,54	10	3150				
	21	66,00	0,75	159	3600	YPM YPFM	43 / 71 M 4b	103 104	18 19
23	62,18	0,81	150	3600					
24	58,40	0,84	141	3600					
27	51,84	0,97	125	3600					
29	48,32	1,04	117	3600					
33	42,75	1,17	103	3600					
37	37,95	1,30	92	3600					
41	33,99	1,40	82	3600					
47	29,94	1,60	72	3600					
53	26,49	1,78	64	3600					
60	23,51	2,00	57	3600	YPM YPFM	43 / 71 M 2a	103 104	17 18	
37	74,93	2,00	90	3600					
42	66,00	2,90	80	3600					
45	62,18	2,40	75	3600					
48	58,40	2,60	70	3600					
54	51,84	2,90	63	3600					
58	48,32	3,10	58	3600					



P <sub>1</sub> GÜÇ Power Puissance [kW] Hp	n <sub>2</sub> Çıkış Devri Output Speeds Vitesse de sortie [r.p.m]	i Tahvil Ratio Rapport de réduction	S <sub>r</sub> Servis Faktörü Service Factor Service facteur	M <sub>2</sub> Çıkış Momenti Output Torque Couple de sortie [Nm]	F <sub>Q10</sub> Rad. Yük Over Loads Charges radiales [N]	Tip Type Types			 kg
<b>0,37</b> 0,5	62	22,54	2,20	55	3600	YPPM YPFPM	42 / 71 M 4b	103	18
	72	19,40	2,50	48	3600			104	19
	83	16,87	2,90	41	3600	YPM YPFM	42 / 71 M 4b	103 104	18 19
	95	14,77	3,30	36	3600				
	108	13,01	3,80	32	3600				
	122	11,51	4,30	28	3600				
	137	10,22	4,80	25	3600				
	147	9,520	5,10	23	3600				
	166	8,430	5,80	21	3600				
	187	7,480	6,40	18	3600				
	209	6,700	5,10	16	3600				
	237	5,900	5,60	14	3600				
	268	5,220	6,00	13	3600				
	302	4,630	6,40	11	3600				
	332	8,430	11,10	10	3600	YPM YPFM	42 / 71 M 2a	103 104	17 18
	374	7,480	11,60	9	3600				
	418	6,700	9,70	8	3600				
	475	5,900	10,40	7	3600				
536	5,220	11,10	6	3600					
605	4,630	11,60	6	3600					
<b>0,55</b> 0,75	0,21	6672	0,82	22862	110000	YPM YPFM	153 İR 83 / 80 M 4a	155 156	864 904
	0,24	5854	0,94	20059	110000				
	0,27	5225	1,05	17904	110000				
	0,30	4689	1,17	16067	110000				
	0,45	3094	1,76	10602	110000				
	0,50	2815	1,94	9646	110000				
	0,60	2343	2,30	8028	110000	YPM YPFM	143 İR 73 / 80 M 4a	147 148	504 539
	0,26	5288	0,79	18120	75000				
	0,28	5010	0,85	17167	75000				
	0,31	4475	0,92	15334	75000				
	0,35	4020	1,05	13775	75000				
	0,39	3628	1,15	12431	75000				
	0,43	3286	1,27	11260	75000				
	0,47	2985	1,41	10228	75000				
	0,51	2720	1,54	9320	75000				
	0,58	2404	1,67	8237	75000				
	0,64	2177	1,83	7460	75000	YPM YPFM	143 İR 72 / 80 M 4a	147 148	502 537
	0,52	2683	1,54	9333	75000				
	0,58	2408	1,70	8377	75000				
	0,72	1936	2,10	6735	75000				
	0,87	1617	2,50	5625	75000				
	0,98	1423	2,80	4950	75000				
	1,1	1262	3,20	4390	75000	YPM YPFM	123 İR 72 / 80 M 4a	141 142	293 323
	0,47	2971	0,89	10335	61500				
	0,53	2641	1,00	9187	61500				
	0,59	2368	1,11	8238	61500				
	0,65	2138	1,23	7437	61500				
	0,72	1943	1,35	6759	61500				
	0,79	1774	1,48	6171	61500				
	0,86	1628	1,62	5663	61500				
0,98	1428	1,79	4968	61500					
1,1	1290	2,00	4488	61500	YPM YPFM				
1,2	761	1,75	4181	61500					
1,3	687	1,94	3776	61500					
1,4	625	2,10	3431	61500					



P <sub>1</sub> GÜÇ Power Puissance [kW] Hp	n <sub>2</sub> Çıkış Devri Output Speeds Vitesse de sortie [r.p.m]	İ Tahvil Ratio Rapport de réduction	S <sub>r</sub> Servis Faktörü Service Factor Service facteur	M <sub>2</sub> Çıkış Momenti Output Torque Couple de sortie [Nm]	F <sub>Q10</sub> Rad. Yük Over Loads Charges radiales [N]	Tip Type Types		 kg	
<b>0,55</b> <b>0,75</b>	0,87	1610	0,83	5601	31500	<b>YPPM</b> <b>YPFPM</b>	<b>102 İR 63 / 80 M 4a</b>	135 136	200 220
	0,96	1462	0,83	5086	31500				
	1,1	1333	0,83	4637	31500				
	1,1	1218	0,83	4237	31500				
	1,3	1113	0,83	3872	31500				
	1,5	954	1,42	3319	31500				
	1,6	855	1,55	2974	31500				
	1,8	770	1,75	2679	31500				
	2,0	696	1,88	2421	31500				
	2,2	633	2,00	2202	31500				
	2,4	576	2,00	2004	31500				
	2,7	521	2,40	1812	31500				
	2,9	475	2,40	1652	31500				
	3,2	434	2,40	1510	31500				
	3,9	358	2,40	1245	31500				
	4,8	293	2,40	1019	31500				
	5,8	243	2,40	845	31500				
	1,1	855	0,89	4696	31500	<b>YPM</b> <b>YPFM</b>	<b>104 / 80 M 6b</b>	133 134	200 220
	1,2	771	1,00	4234	31500				
	1,3	709	1,09	3892	31500	<b>YPM</b> <b>YPFM</b>	<b>104 / 80 M 4a</b>	133 134	198 218
	1,4	629	1,23	3457	31500				
	1,6	855	1,35	3019	31500				
	1,8	771	1,55	2722	31500				
	2,0	709	1,68	2502	31500				
	2,2	629	1,88	2222	31500				
	2,5	564	2,09	1991	31500				
	2,8	509	2,35	1797	31500				
	3,0	462	2,56	1632	31500	<b>YPM</b> <b>YPFM</b>	<b>92 İR 63 / 80 M 4a</b>	129 130	123 126
	3,6	392	3,03	1384	31500				
	4,0	351	3,30	1239	31500	<b>YPM</b> <b>YPFM</b>	<b>94 / 80 M 6b</b>	127 128	122 125
	1,2	1200	0,83	4174	26800				
	1,3	1096	0,92	3813	26800				
	1,4	652	0,79	3584	26000				
	1,5	600	0,85	3294	26000				
	1,6	564	0,88	3098	26000				
	1,7	518	0,95	2847	26000				
	2,1	434	1,05	2384	26000				
	1,8	782	1,00	2760	26000				
	2,0	713	1,09	2516	26000				
	2,1	652	1,18	2304	26000				
	2,3	600	1,32	2117	26000				
	2,5	564	1,36	1992	26000				
	2,7	518	1,50	1830	26000				
	3,2	434	1,59	1532	26000				
	3,6	386	1,77	1362	26000				
	3,9	359	2,18	1269	26000				
4,4	320	2,45	1131	26000					
3,1	286	1,75	1594	26000	<b>YPM</b> <b>YPFM</b>	<b>93 / 80 M 6b</b>	125 126	113 116	
3,6	252	2,00	1407	26000					
3,8	235	2,20	1313	26000					
4,1	222	2,30	1238	26000					
4,2	213	2,40	1188	26000					
4,5	199	2,50	1108	26000					
4,9	286	2,70	1025	26000	<b>YPM</b> <b>YPFM</b>	<b>93 / 80 M 4a</b>	125 126	112 115	
5,5	252	3,10	905	26000					
5,9	235	3,20	844	26000					
6,3	222	3,50	796	26000					
6,6	213	3,70	764	26000					







P <sub>1</sub> GÜÇ Power Puissance [kW] Hp	n <sub>2</sub> Çıkış Devri Output Speeds Vitesse de sortie [r.p.m]	i Tahvil Ratio Rapport de réduction	S <sub>r</sub> Servis Faktörü Service Factor Service facteur	M <sub>2</sub> Çıkış Momenti Output Torque Couple de sortie [Nm]	F <sub>Q10</sub> Rad. Yük Over Loads Charges radiales [N]	Tip Type Types			 kg
0,55 0,75	2,7	525	0,83	1826	19000	YPM	82 İR 53 / 80 M 4a	123	97
	2,9	475	0,92	1652	19000	YPFM		124	103
	3,0	473	0,85	1671	18500	YPM YPFM	84 / 80 M 4a	121 122	93 99
	3,3	427	0,95	1507	18500				
	3,6	384	1,05	1357	18500				
	4,3	324	1,31	1144	18500				
	4,8	289	1,45	1020	18500				
	5,4	259	1,64	916	18500				
	3,7	242	1,05	1351	18500	YPM YPFM	83 / 80 M 6b	119 120	91 97
	4,3	209	1,24	1168	18500				
	4,5	202	1,28	1125	18500	YPM YPFM	83 / 80 M 4a	119 120	90 96
	5,2	174	1,47	973	18500				
	5,8	242	1,68	869	18500				
	6,7	209	1,88	751	18500				
	6,9	202	2,00	723	18500				
	8,0	174	2,30	625	18500				
	9,0	156	2,60	560	18500				
	9,1	154	2,60	551	18500				
	10	138	2,90	494	18500				
	11	122	3,30	439	18500				
	13	110	3,60	393	18500	YPM YPFM	73 İR 52 / 80 M 4a	117 118	66 70
	14	98,86	4,00	354	18500				
	5,3	264	0,84	918	13500	YPM YPFM	72 İR 53 / 80 M 4a	117 118	65 69
	5,7	247	0,89	859	13500				
	4,3	325	0,81	1131	13500				
	4,7	295	0,89	1026	13500	YPM YPFM	74 / 80 M 4a	115 116	60 64
	5,1	273	0,92	950	13500				
	5,3	263	1,55	915	13500	YPM YPFM	73 / 80 M 6b	113 114	58 62
	5,7	244	1,55	849	13500				
	6,1	230	0,81	814	7450	YPM YPFM	73 / 80 M 4a	113 114	57 61
	6,2	146	0,85	812	13500				
	7,0	129	0,96	721	13500	YPM YPFM	73 / 80 M 4a	113 114	57 61
	6,6	212	0,90	761	13000				
	7,1	198	0,95	710	13000	YPM YPFM	73 / 80 M 4a	113 114	57 61
	7,6	185	1,05	665	13000				
	8,5	164	1,18	590	13000				
	9,6	146	1,32	522	13000				
	11	129	1,50	463	13000				
	13	112	1,72	401	13000				
	16	90,29	2,40	324	13000				
	18	76,73	2,90	275	13000				
	20	69,51	3,20	249	13000				
	22	63,22	3,50	227	13000				
	27	52,79	4,20	189	13000	YPM YPFM	63 / 80 M 4a	109 110	37 39
	11	131	0,85	468	7250				
	12	122	0,92	436	7250				
13	105	1,05	378	7250					
15	90,72	1,13	325	7100					
17	82,51	1,28	296	7100					
20	68,90	1,50	247	7100					
21	65,14	1,59	234	7100					
22	63,66	1,64	228	7100					
24	58,09	1,77	208	6900					
27	52,64	1,95	189	6900					
29	47,69	2,22	171	6900					
32	43,37	2,42	156	6900					
39	36,22	2,89	130	6720					
46	30,54	3,36	109	6720					



P <sub>1</sub> GÜÇ Power Puissance [kW] Hp	n <sub>2</sub> Çıkış Devri Output Speeds Vitesse de sortie [r.p.m]	i Tahvil Ratio Rapport de réduction	S <sub>r</sub> Servis Faktörü Service Factor Service facteur	M <sub>2</sub> Çıkış Momenti Output Torque Couple de sortie [Nm]	F <sub>Q10</sub> Rad. Yük Over Loads Charges radiales [N]	Tip Type Types		 kg	
<b>0,55</b> 0,75	21	66,47	0,81	238	4250	YPM YPFM	53 / 80 M 4a	105 106	24 26
	23	59,64	0,92	214	4250				
	26	53,68	1,05	192	4250				
	29	48,45	1,15	174	4250				
	32	43,81	1,28	157	4250				
	35	39,46	1,37	141	4250				
	40	35,07	1,55	126	4250				
	45	31,33	1,73	112	4250				
	50	28,11	1,95	101	4250				
	55	25,30	2,14	91	4250				
	61	22,84	2,32	82	4250				
	54	25,75	2,14	94	3710	YPPM YPPFM	52 / 80 M 4a	105 106	22 24
	63	22,33	2,45	81	3710	YPM YPFM	52 / 80 M 4a	105 106	22 24
	72	19,56	2,86	71	3710				
	81	17,27	3,14	63	3710				
	91	15,35	3,55	56	3710				
	102	13,72	3,95	50	3310				
	114	12,31	4,50	45	3310				
	126	11,08	4,91	40	3310				
	140	9,997	5,41	36	3310				
	155	9,041	6,00	33	3310				
	163	8,590	6,18	31	3000				
	184	7,602	7,09	28	3000				
	193	7,236	5,14	26	3000				
	217	6,465	5,45	24	3000				
	241	5,800	6,00	21	3000				
	268	5,221	6,27	19	3000				
	297	4,712	6,55	17	3000				
	328	4,262	7,09	16	3000				
	346	4,049	10,36	15	3000				
	391	3,583	10,91	13	3000				
	33	42,75	0,79	153	3600	YPM YPFM	43 / 80 M 4a	103 104	20 21
	37	37,95	0,87	136	3600				
	41	33,99	0,94	122	3600				
	47	29,94	1,07	107	3600				
	53	26,49	1,20	95	3600				
60	23,51	1,35	84	3600					
37	74,93	1,34	134	3600	YPM YPFM	43 / 71 M 2b	103 104	17 18	
42	66,00	1,53	118	3600					
45	62,18	1,64	111	3600					
48	58,40	1,73	105	3600					
54	51,84	1,93	93	3600					
58	48,32	2,10	87	3600	YPPM YPPFM	42 / 80 M 4a	103 104	20 21	
62	22,54	1,47	82	3600					
72	19,40	1,70	71	3600	YPM YPFM	42 / 80 M 4a	103 104	20 21	
83	16,87	1,96	61	3600					
95	14,77	2,20	54	3600					
108	13,01	2,60	47	3600					
122	11,51	2,90	42	3600					
137	10,22	3,20	37	3600					
147	9,520	3,50	35	3600					
166	8,430	3,90	31	3600					
187	7,480	4,30	27	3600					
209	6,700	3,50	24	3600					
237	5,900	3,70	21	3600					
268	5,220	4,00	19	3600					
302	4,630	4,30	17	3600					



P <sub>1</sub> GÜÇ Power Puissance [kW] Hp	n <sub>2</sub> Çıkış Devri Output Speeds Vitesse de sortie [r.p.m]	i Tahvil Ratio Rapport de réduction	S <sub>r</sub> Servis Faktörü Service Factor Service facteur	M <sub>2</sub> Çıkış Momenti Output Torque Couple de sortie [Nm]	F <sub>Q10</sub> Rad. Yük Over Loads Charges radiales [N]	Tip Type Types		 kg	
<b>0,55</b> 0,75	332	8,430	7,50	15	3600	YPM YPFM	42 / 71 M 2b	103 104	17 18
	374	7,480	7,80	14	3600				
	418	6,700	6,50	12	3600				
	475	5,900	7,00	11	3600				
	536	5,220	7,40	10	3600				
	605	4,630	7,80	8	3600				
<b>0,75</b> 1,1	0,27	5225	0,77	24414	110000	YPM YPFM	153 İR 83 / 80 M 4b	155 156	867 907
	0,30	4689	0,86	21910	110000				
	0,45	3094	1,29	14457	110000				
	0,50	2815	1,42	13153	110000				
	0,60	2343	1,70	10948	110000				
	0,63	2222	1,80	10541	110000				
	0,70	1988	2,00	9430	110000	YPM YPFM	152 İR 83 / 80 M 4b	155 156	857 897
	0,78	1791	2,20	8496	110000				
	0,39	3628	0,84	16952	75000				
	0,43	3286	0,93	15354	75000				
	0,47	2985	1,03	13948	75000				
	0,51	2720	1,13	12709	75000				
	0,58	2404	1,22	11233	75000	YPM YPFM	143 İR 73 / 80 M 4b	147 148	507 542
	0,64	2177	1,34	10172	75000				
	0,52	2683	1,13	12727	75000				
	0,58	2408	1,25	11423	75000				
	0,72	1936	1,56	9184	75000				
	0,87	1617	1,87	7671	75000				
	0,98	1423	2,10	6750	75000	YPPM YPFPM	144 / 90 S 6a	145 146	534 569
	1,1	851	1,88	6375	75000				
	1,3	711	2,20	5325	75000				
	1,4	625	2,80	4686	75000				
	0,59	2368	0,81	11233	61500				
	0,65	2138	0,90	10142	61500				
	0,72	1943	0,99	9217	61500	YPM YPFM	123 İR 72 / 80 M 4b	141 142	295 325
	0,79	1774	1,08	8415	61500				
	0,86	1628	1,19	7723	61500				
	0,98	1428	1,31	6774	61500				
	1,1	1290	1,47	6119	61500				
	1,2	761	1,28	5702	61500				
	1,3	687	1,42	5149	61500	YPM YPFM	124 / 90 S 6a	139 140	293 323
	1,4	625	1,54	4679	61500				
	1,6	567	1,69	4249	61500				
	1,8	761	2,00	3665	61500				
	2,0	687	2,20	3310	61500				
	2,2	625	2,40	3008	61500				
1,5	954	1,04	4525	31500	YPPM YPFPM	102 İR 63 / 80 M 4a	135 136	200 220	
1,6	855	1,13	4056	31500					
1,8	770	1,28	3653	31500					
2,0	696	1,38	3302	31500					
2,2	633	1,48	3003	31500					
2,4	576	1,48	2732	31500					
2,7	521	1,77	2471	31500					
2,9	475	1,77	2253	31500					
3,2	434	1,77	2059	31500					
3,9	358	1,77	1698	31500					
4,8	293	1,77	1390	31500					
5,8	243	1,77	1153	31500					
1,4	629	0,90	4714	31250	YPM YPFM	104 / 90 S 6a	133 134	203 223	



P <sub>1</sub> GÜÇ Power Puissance [kW] Hp	n <sub>2</sub> Çıkış Devri Output Speeds Vitesse de sortie [r.p.m]	İ Tahvil Ratio Rapport de réduction	S <sub>r</sub> Servis Faktörü Service Factor Service facteur	M <sub>2</sub> Çıkış Momenti Output Torque Couple de sortie [Nm]	F <sub>Q10</sub> Rad. Yük Over Loads Charges radiales [N]	Tip Type Types		 kg	
0,75 1,1	1,6	855	0,99	4117	31250	YPM YPFM	104 / 80 M 4b	133 134	201 221
	1,8	771	1,13	3712	31250				
	2,0	709	1,23	3412	31250				
	2,2	629	1,38	3031	31250				
	2,5	564	1,53	2715	31250				
	2,8	509	1,73	2451	31250				
	3,0	462	1,87	2225	31250				
	3,6	392	2,22	1888	31250				
	4,0	351	2,42	1689	31250				
	4,8	294	2,94	1414	31250				
	5,4	259	3,30	1246	31250				
	3,3	270	2,00	2054	31250	YPPM YPFPM	103 / 90 S 6a	131 132	196 216
	3,6	252	2,10	1916	31250				
	4,1	221	2,40	1684	31250				
	4,6	197	2,80	1495	31250				
	5,0	181	3,00	1375	31250				
	5,6	161	3,20	1221	31250				
	1,6	863	0,85	4094	25000	YPM YPFM	92 İR 63 / 80 M 4b	129 130	125 128
	1,8	772	0,95	3662	25000				
	2,0	695	1,04	3297	25000	YPM YPFM	94 / 90 S 6a	127 128	124 127
	2,1	434	0,77	3251	25000				
	2,0	713	0,80	3432	25000	YPM YPFM	94 / 80 M 4b	127 128	123 126
	2,1	652	0,87	3142	25000				
	2,3	600	0,97	2887	25000				
	2,5	564	1,00	2716	25000				
	2,7	518	1,10	2496	25000				
	3,2	434	1,17	2090	25000				
	3,6	386	1,30	1857	25000				
	3,9	359	1,60	1730	25000				
	4,4	320	1,80	1542	25000				
	3,1	286	1,28	2174	24000	YPPM YPFPM	93 / 90 S 6a	125 126	117 120
	3,6	252	1,48	1919	24000				
	3,8	235	1,58	1790	24000	YPM YPFM	93 / 90 S 6a	125 126	117 120
	4,1	222	1,68	1688	24000				
	4,2	213	1,76	1620	24000				
	4,5	199	1,83	1511	24000				
	4,9	286	2,00	1398	24000	YPM YPFM	93 / 80 M 4b	125 126	114 117
	5,5	252	2,30	1234	24000				
	5,9	235	2,40	1151	24000				
	6,3	222	2,60	1085	24000				
6,6	213	2,70	1042	24000					
7,0	199	2,90	972	24000					
3,7	382	0,83	1812	18500	YPM YPFM	82 İR 53 / 80 M 4b	123 124	99 105	
4,1	343	0,93	1627	18500					
3,6	389	0,87	1873	18500	YPM YPFM	82 İR 52 / 80 M 4b	123 124	99 105	
4,0	347	0,97	1671	18500					
4,3	324	0,96	1560	18000	YPM YPFM	84 / 80 M 4b	121 122	96 102	
4,8	289	1,07	1391	18000					
5,4	259	1,20	1249	18000					
4,3	209	0,91	1593	18000	YPM YPFM	83 / 90 S 6a	119 120	95 101	
5,2	174	1,08	1327	18000					
5,8	242	1,23	1185	18000	YPM YPFM	83 / 80 M 4b	119 120	92 98	
6,7	209	1,38	1024	18000					
6,9	202	1,48	986	18000					
8,0	174	1,69	853	18000					



P <sub>1</sub> GÜÇ Power Puissance [kW] Hp	n <sub>2</sub> Çıkış Devri Output Speeds Vitesse de sortie [r.p.m]	i Tahvil Ratio Rapport de réduction	S <sub>r</sub> Servis Faktörü Service Factor Service facteur	M <sub>2</sub> Çıkış Momenti Output Torque Couple de sortie [Nm]	F <sub>Q10</sub> Rad. Yük Over Loads Charges radiales [N]	Tip Type Types		 kg	
0,75 1,1	9,0	156	1,90	763	18000	YPM YPFM	83 / 80 M 4b	119 120	92 98
	9,1	154	1,90	752	18000				
	10	138	2,10	673	18000				
	11	122	2,40	599	18000				
	13	110	2,60	536	18000				
	14	98,86	2,90	483	18000				
	16	89,02	3,30	435	18000				
	8,5	164	0,87	804	12750	YPM YPFM	73 / 80 M 4b	113 114	59 63
	9,6	146	0,96	712	12750				
	11	129	1,10	632	12750				
	13	112	1,27	546	12750				
	16	90,29	1,76	441	12750				
	18	76,73	2,10	375	12300				
	20	69,51	2,30	340	12300				
	22	63,22	2,50	309	12300				
	27	52,79	3,10	258	12300				
	31	44,51	3,60	218	12300				
	15	90,72	0,83	444	6700				
	17	82,51	0,94	403	6690				
	20	68,90	1,10	337	6690				
	21	65,14	1,17	318	6690				
	22	63,66	1,20	311	6600				
	24	58,09	1,30	284	6600				
	27	52,64	1,43	257	6600				
	29	47,69	1,63	233	6400				
	32	43,37	1,78	212	6400				
	39	36,22	2,12	177	6400				
	46	30,54	2,47	149	6400				
	44	31,54	2,60	157	6420				
	56	24,78	3,20	123	6420				
	61	23,10	3,50	115	6420				
	70	20,03	4,10	99	6420				
	77	18,14	4,40	90	6420				
	29	48,45	0,84	237	4000				
	32	43,81	0,94	214	4000				
	35	39,46	1,01	193	4000				
	40	35,07	1,13	171	4000				
	45	31,33	1,27	153	4000				
	50	28,11	1,43	137	4000				
	55	25,30	1,57	124	4000				
	61	22,84	1,70	112	4000				
	54	25,75	1,57	128	3580				
63	22,33	1,80	111	3580					
72	19,56	2,10	97	3580					
81	17,27	2,30	86	3580					
91	15,35	2,60	76	3580					
102	13,72	2,90	68	3180					
114	12,31	3,30	61	3180					
126	11,08	3,60	55	3180					
140	9,997	3,97	50	3180					
155	9,041	4,40	45	3180					
163	8,590	4,53	43	2870					
184	7,602	5,20	38	2870					
193	7,236	3,77	36	2870					
217	6,465	4,00	32	2870					
241	5,800	4,40	29	2870					



P <sub>1</sub> GÜÇ Power Puissance [kW] Hp	n <sub>2</sub> Çıkış Devri Output Speeds Vitesse de sortie [r.p.m]	i Tahvil Ratio Rapport de réduction	S <sub>r</sub> Servis Faktörü Service Factor Service facteur	M <sub>2</sub> Çıkış Momenti Output Torque Couple de sortie [Nm]	F <sub>Q10</sub> Rad. Yük Over Loads Charges radiales [N]	Tip Type Types		 kg	
<b>0,75</b> 1,1	268	5,221	4,60	26	2870	<b>YPM YPFM</b>	<b>52 / 80 M 4b</b>	105	23
	297	4,712	4,80	23	2870			106	25
	328	4,262	5,20	21	2870				
	346	4,049	7,60	20	2870				
	391	3,583	8,00	18	2870				
	37	74,93	0,98	183	3600	<b>YPM YPFM</b>	<b>43 / 80 M 2a</b>	103	20
	42	66,00	1,13	161	3600			104	21
	45	62,18	1,20	152	3600				
	48	58,40	1,27	143	3600				
	54	51,84	1,41	127	3600				
	58	48,32	1,51	118	3600	<b>YPPM YPFPM</b>	<b>42 / 80 M 4b</b>	103	23
	62	22,54	1,08	112	3600			104	24
	72	19,40	1,25	96	3600	<b>YPM YPFM</b>	<b>42 / 80 M 4b</b>	103	23
	83	16,87	1,44	84	3600				
	95	14,77	1,63	73	3600				
	108	13,01	1,87	65	3600				
	122	11,51	2,10	57	3600				
	137	10,22	2,30	51	3600				
	147	9,520	2,50	47	3600				
	166	8,430	2,90	42	3600				
	187	7,480	3,10	37	3600				
	209	6,700	2,50	33	3600				
	237	5,900	2,70	29	3600				
	268	5,220	3,00	26	3600				
	302	4,630	3,10	23	3600				
	332	8,430	5,50	21	3600	<b>YPM YPFM</b>	<b>42 / 80 M 2a</b>	103	20
	374	7,480	5,70	19	3600				
	418	6,700	4,80	17	3600				
475	5,900	5,10	15	3600					
536	5,220	5,50	13	3600					
605	4,630	5,70	11	3600	<b>YPM YPFM</b>	<b>153 İR 83 / 90 S 4a</b>	155	869	
0,45	3094	0,88	21203	110000					
0,50	2815	0,97	19291	110000					
0,60	2343	1,16	16057	110000					
0,63	2222	1,23	15459	110000					
0,70	1988	1,36	13831	110000					
0,78	1791	1,50	12461	110000					
0,86	1624	1,70	11299	110000					
0,95	1479	1,84	10290	110000					
1,0	1353	2,00	9413	110000					
1,1	1243	2,20	8648	110000					
<b>1,1</b> 1,5	0,58	2404	0,83	16475					75000
	0,64	2177	0,91	14919	75000				
	0,58	2408	0,85	16754	75000	<b>YPM YPFM</b>	<b>143 İR 72 / 90 S 4a</b>	147	507
	0,72	1936	1,06	13470	75000				
	0,87	1617	1,27	11250	75000				
	0,98	1423	1,43	9900	75000				
	1,1	851	1,28	9350	75000	<b>YPPM YPFPM</b>	<b>144 / 90 L 6b</b>	145	536
	1,3	711	1,53	7810	75000				
	1,4	625	1,91	6872	75000	<b>YPPM YPFPM</b>	<b>144 / 90 S 4a</b>	145	534
	1,6	851	2,00	6011	75000				
	2,0	711	2,40	5021	75000				
	2,2	625	2,90	4418	75000				
0,86	1628	0,81	11327	61500	<b>YPM YPFM</b>	<b>123 İR 72 / 90 S 4a</b>	141	298	
0,98	1428	0,90	9935	61500					
1,1	1290	1,00	8975	61500					



P <sub>1</sub> GÜÇ Power Puissance [kW] Hp	n <sub>2</sub> Çıkış Devri Output Speeds Vitesse de sortie [r.p.m]	İ Tahvil Ratio Rapport de réduction	S <sub>r</sub> Servis Faktörü Service Factor Service facteur	M <sub>2</sub> Çıkış Momenti Output Torque Couple de sortie [Nm]	F <sub>Q10</sub> Rad. Yük Over Loads Charges radiales [N]	Tip Type Types		 kg	
1,1 1,5	1,2	761	0,88	8362	61500	YPM YPFM	124 / 90 L 6b	139	295
	1,3	687	0,97	7552	61500			140	325
	1,4	625	1,05	6862	61500				
	1,6	567	1,15	6232	61500				
	1,8	761	1,36	5376	61500				
	2,0	687	1,50	4855	61500	YPM YPFM	124 / 90 S 4a	139	294
	2,2	625	1,64	4411	61500			140	324
	2,5	567	1,84	4006	61500				
	2,7	512	2,05	3618	61500				
	3,0	465	2,25	3287	61500				
	3,3	425	2,39	3002	61500				
	3,6	390	2,70	2754	61500				
	4,1	342	3,00	2417	61500				
	4,5	309	3,30	2183	61500				
	1,8	770	0,87	5357	31500			YPPM YPFPM	102 İR 63 / 80 M 4a
	2,0	696	0,94	4842	31500	136	220		
	2,2	633	1,00	4404	31500				
	2,4	576	1,00	4007	31500				
	2,7	521	1,21	3625	31500				
	2,9	475	1,21	3305	31500				
	3,2	434	1,21	3020	31500				
	3,9	358	1,21	2491	31500				
	4,8	293	1,21	2039	31500				
	5,8	243	1,21	1691	31500				
	2,0	709	0,84	5005	30500	YPM YPFM	104 / 90 S 4a	133	203
	2,2	629	0,94	4445	30500			134	223
	2,5	564	1,04	3983	30500				
	2,8	509	1,18	3594	30500				
	3,0	462	1,28	3263	30500				
	3,6	392	1,51	2769	30500				
	4,0	351	1,65	2478	30500				
	4,8	294	2,00	2073	30500				
	5,4	259	2,25	1827	30500				
	6,1	230	2,52	1624	30500				
	6,8	206	2,86	1453	30500	YPPM YPFPM	103 / 90 L 6b	131	198
	3,3	270	1,36	3013	30500			132	218
	3,6	252	1,43	2810	30500				
	4,1	221	1,63	2469	30500				
	4,6	197	1,91	2193	30500				
	5,0	181	2,00	2016	30500				
	5,6	161	2,10	1791	30500				
	5,2	270	2,10	1937	30500	YPPM YPFPM	103 / 90 S 4a	131	196
	5,6	252	2,30	1807	30500			132	216
	6,3	221	2,60	1587	30500				
7,1	197	3,00	1410	30500					
7,7	181	3,10	1296	30000					
8,7	161	3,40	1151	30000	YPM YPFM	92 İR 63 / 90 S 4a	129	128	
2,2	628	0,81	4369	23000			130	131	
2,5	570	0,87	3966	23000					
2,7	519	0,95	3611	23000					
3,0	470	1,00	3270	23000					
3,2	434	0,80	3065	23000	YPM YPFM	94 / 90 S 4a	127	125	
3,6	386	0,89	2723	23000			128	128	
3,9	359	1,09	2537	23000					
4,4	320	1,23	2262	23000					



P <sub>1</sub> GÜÇ Power Puissance [kW] Hp	n <sub>2</sub> Çıkış Devri Output Speeds Vitesse de sortie [r.p.m]	İ Tahvil Ratio Rapport de réduction	S <sub>r</sub> Servis Faktörü Service Factor Service facteur	M <sub>2</sub> Çıkış Momenti Output Torque Couple de sortie [Nm]	F <sub>Q10</sub> Rad. Yük Over Loads Charges radiales [N]	Tip Type Types		 kg	
1,1 1,5	3,6	252	1,00	2815	23000	YPM YPFM	93 / 90 L 6b	125	119
	3,8	235	1,08	2626	23000			126	122
	4,1	222	1,14	2476	23000				
	4,2	213	1,20	2376	23000				
	4,5	199	1,25	2217	23000				
	4,9	286	1,36	2050	23000				
	5,5	252	1,57	1810	23000	YPM YPFM	93 / 90 S 4a	125 126	117 120
	5,9	235	1,63	1688	23000				
	6,3	222	1,77	1592	23000				
	6,6	213	1,84	1528	23000				
	7,0	199	1,98	1425	23000				
	7,8	179	2,20	1285	23000				
	8,6	163	2,40	1165	23000				
	9,7	144	2,70	1035	23000				
	11	129	3,00	923	23000				
	6,7	209	0,91	1502	18000				
	8,0	174	1,15	1251	18000				
	9,0	156	1,30	1120	18000				
	9,1	154	1,30	1103	18000				
	10	138	1,45	987	18000				
	11	122	1,65	878	18000				
	13	110	1,80	786	18000				
	14	98,86	2,00	709	18000				
	16	89,02	2,20	638	18000				
	19	75,07	2,80	538	17700				
	21	66,93	3,30	480	17550				
	23	60,09	3,50	431	17500				
	26	54,26	3,90	389	17500				
	29	48,22	4,50	346	17400				
	13	112	0,86	801	12300				
	16	90,29	1,20	647	12300				
	18	76,73	1,45	550	12300				
	20	69,51	1,60	498	12300				
	22	63,22	1,75	453	12300				
	27	52,79	2,10	379	12000				
	28	50,03	2,20	359	12000				
	31	44,51	2,50	319	12000				
	33	42,51	2,60	305	12000				
	37	37,65	2,90	270	12000				
	42	33,42	3,30	240	12000				
	47	29,69	3,70	213	12000				
	42	32,94	3,50	240	12000				
	50	28,00	3,90	204	12000				
	21	65,14	0,80	467	6290				
22	63,66	0,82	456	6200					
24	58,09	0,89	417	6200					
27	52,64	0,98	378	6200					
29	47,69	1,11	342	6000					
32	43,37	1,21	311	5600					
39	36,22	1,45	260	5550					
46	30,54	1,68	219	5550					
44	31,54	1,75	230	6000					
61	23,10	2,40	168	6000					
56	24,78	2,20	180	6000					
70	20,03	2,80	146	6000					
77	18,14	3,00	132	5620					





P <sub>1</sub> GÜÇ Power Puissance [kW] Hp	n <sub>2</sub> Çıkış Devri Output Speeds Vitesse de sortie [r.p.m]	i Tahvil Ratio Rapport de réduction	S <sub>r</sub> Servis Faktörü Service Factor Service facteur	M <sub>2</sub> Çıkış Momenti Output Torque Couple de sortie [Nm]	F <sub>Q10</sub> Rad. Yük Over Loads Charges radiales [N]	Tip Type Types			 kg		
<b>1,1</b> 1,5	85	16,50	3,30	120	5620	YPM YPFM	62 / 90 S 4a	109	39		
	95	14,67	3,70	107	5420			110	41		
	105	13,29	4,10	97	5420						
	116	12,09	4,50	88	5420	YPM YPFM	53 / 90 S 4a	105	29		
	45	31,33	0,86	225	4000			106	31		
	50	28,11	0,98	202	4000						
	55	25,30	1,07	181	4000						
	61	22,84	1,16	164	4000						
	54	25,75	1,07	187	3490						
	63	22,33	1,23	163	3750	YPPM YPFPM	52 / 90 S 4a	105	27		
	72	19,56	1,43	142	3750			106	29		
	81	17,27	1,57	126	3490	YPM YPFM	52 / 90 S 4a	105	27		
	91	15,35	1,77	112	3490					106	29
	102	13,72	1,98	100	3490						
	114	12,31	2,25	90	3490						
	126	11,08	2,45	81	3090						
	140	9,997	2,70	73	3090						
	155	9,041	3,00	66	3090						
	163	8,590	3,09	63	3090						
	184	7,602	3,55	55	3090						
	193	7,236	2,57	53	2780						
	217	6,465	2,73	47	2780						
	241	5,800	3,00	42	2780						
	268	5,221	3,14	38	2780						
	297	4,712	3,27	34	2780						
	328	4,262	3,55	31	2780						
	346	4,049	5,18	29	2780						
	391	3,583	5,45	26	2780						
	45	62,18	0,82	223	3600	YPM YPFM	43 / 80 M 2b	103	23		
	48	58,40	0,87	209	3600			104	24		
	54	51,84	0,96	186	3600						
	58	48,32	1,03	173	3600	YPPM YPFPM	42 / 90 S 4a	103	25		
	62	22,54	0,74	164	3600					104	26
72	19,40	0,85	141	3600							
83	16,87	0,98	123	3600							
95	14,77	1,11	108	3600							
209	6,700	1,73	49	3600							
108	13,01	1,27	95	3600	YPM YPFM	42 / 90 S 4a	103	25			
122	11,51	1,44	84	3600					104	26	
137	10,22	1,62	74	3600							
147	9,520	1,73	69	3600							
166	8,430	1,95	61	3600							
187	7,480	2,10	54	3600							
237	5,900	1,88	43	3600							
268	5,220	2,00	38	3600							
302	4,630	2,10	34	3600							
418	6,700	3,20	24	3600							YPPM YPFPM
332	8,430	3,70	31	3600	104	24					
374	7,480	3,90	27	3600	YPM YPFM	42 / 80 M 2b	103	23			
475	5,900	3,50	21	3600					104	24	
536	5,220	3,70	19	3600							
605	4,630	3,90	17	3600							
0,60	2343	0,85	21896	110000							YPM YPFM
0,63	2222	0,90	21081	110000	156	912					
<b>1,5</b> 2,2	0,70	1988	1,00	18861	110000	YPM YPFM	152 İR 83 / 90 L 4a	155	862		
	0,78	1791	1,10	16992	110000			156	902		
	0,86	1624	1,25	15408	110000						



P <sub>1</sub> GÜÇ Power Puissance [kW] Hp	n <sub>2</sub> Çıkış Devri Output Speeds Vitesse de sortie [r.p.m]	İ Tahvil Ratio Rapport de réduction	S <sub>r</sub> Servis Faktörü Service Factor Service facteur	M <sub>2</sub> Çıkış Momenti Output Torque Couple de sortie [Nm]	F <sub>Q10</sub> Rad. Yük Over Loads Charges radiales [N]	Tip Type Types			kg
1,5 2,2	0,95	1479	1,35	14032	110000	YPM YPFM	152 İR 83 / 90 L 4a	155 156	862 902
	1,0	1353	1,50	12836	110000				
	1,1	1243	1,60	11793	110000				
	1,3	1057	1,90	10028	110000				
	1,5	585	2,10	8763	110000				
	1,7	528	2,40	7912	110000	YPM YPFM	154 / 100 L 6a	153 154	842 882
	2,0	455	2,70	6824	110000				
	2,3	390	3,20	5842	110000				
	2,6	348	3,50	5211	110000				
	2,9	311	4,00	4662	110000				
	0,72	1936	0,78	18368	75000	YPM YPFM	143 İR 72 / 90 L 4a	147 148	510 545
	0,87	1617	0,94	15341	75000				
	0,98	1423	1,05	13501	75000				
	1,1	851	0,94	12750	75000	YPM YPFM	144 / 100 L 6a	145 146	541 576
	1,3	711	1,12	10650	75000				
	1,4	625	1,40	9371	75000	YPPM YPFPM	144 / 90 L 4a	145 146	537 572
	1,6	851	1,46	8197	75000				
	2,0	711	1,76	6846	75000				
	2,2	625	2,10	6025	75000				
	2,5	555	2,40	5346	75000				
	2,8	496	2,70	4773	75000				
	3,1	445	3,00	4290	75000				
	3,6	387	3,50	3726	75000				
	1,4	625	0,77	9357	61500	YPM YPFM	124 / 100 L 6a	139 140	300 330
	1,6	567	0,84	8498	61500				
	1,8	761	1,00	7331	61500	YPM YPFM	124 / 90 L 4a	139 140	297 327
	2,0	687	1,10	6620	61500				
	2,2	625	1,20	6015	61500				
	2,5	567	1,35	5463	61500				
	2,7	512	1,50	4934	61500				
	3,0	465	1,65	4483	61500				
	3,3	425	1,75	4094	61500				
	3,6	390	1,98	3756	61500				
	4,1	342	2,20	3296	61500				
	4,5	309	2,42	2976	61500				
	5,0	281	2,72	2704	61500				
	5,5	256	2,94	2470	61500				
	3,6	250	2,00	3801	61500	YPPM YPFPM	123 / 100 L 6a	137 138	276 306
	4,1	220	2,30	3342	61500				
	4,6	195	2,60	2970	61500				
	5,1	175	2,80	2663	61500	YPM YPFM	104 / 90 L 4a	133 134	206 226
	2,8	509	0,86	4901	29800				
3,0	462	0,94	4450	29800					
3,6	392	1,11	3776	29800					
4,0	351	1,21	3378	29800					
4,8	294	1,47	2827	29800					
5,4	259	1,65	2492	29800					
6,1	230	1,85	2214	29800					
6,8	206	2,10	1981	29800	YPPM YPFPM	102 İR 63 / 80 M 4a	135 136	200 220	
2,7	521	0,88	4943	31500					
2,9	475	0,88	4507	31500					
3,2	434	0,88	4118	31500					
3,9	358	0,88	3396	31500					
4,8	293	0,88	2780	31500					
5,8	243	0,88	2305	31500					



P <sub>1</sub> GÜÇ Power Puissance [kW] Hp	n <sub>2</sub> Çıkış Devri Output Speeds Vitesse de sortie [r.p.m]	i Tahvil Ratio Rapport de réduction	S <sub>r</sub> Servis Faktörü Service Factor Service facteur	M <sub>2</sub> Çıkış Momenti Output Torque Couple de sortie [Nm]	F <sub>Q10</sub> Rad. Yük Over Loads Charges radiales [N]	Tip Type Types		 kg	
1,5 2,2	4,1	221	1,20	3367	29800	YPM YPFM	103 / 100 L 6a	131	203
	4,6	197	1,40	2991	29800			132	223
	5,0	181	1,50	2749	29800				
	5,6	161	1,60	2442	29800				
	5,2	270	1,56	2641	29800				
	5,6	252	1,67	2464	29800	YPPM YPFPM	103 / 90 L 4a	131	198
	6,3	221	1,91	2165	29800			132	218
	7,1	197	2,20	1923	29800				
	7,7	181	2,30	1767	29700				
	8,7	161	2,50	1570	29700				
	9,7	144	2,90	1406	29700	YPM YPFM	94 / 90 L 4a	127	128
	11	130	3,30	1269	29700			128	131
	3,9	359	0,80	3460	23000				
	4,4	320	0,90	3085	23000				
	4,9	286	1,00	2795	23000				
	5,5	252	1,15	2468	23000	YPM YPFM	93 / 90 L 4a	125	119
	5,9	235	1,20	2302	23000			126	122
	6,3	222	1,30	2171	23000				
	6,6	213	1,35	2083	23000				
	7,0	199	1,45	1943	23000				
	7,8	179	1,60	1752	23000	YPM YPFM	83 / 90 L 4a	119	97
	8,6	163	1,75	1589	23000			120	103
	9,7	144	1,98	1412	23000				
	11	129	2,20	1259	23000				
	12	116	2,50	1130	23000				
	13	104	2,70	1020	23000	YPM YPFM	73 / 90 L 4a	113	64
	15	92,73	3,10	907	23000			114	68
	9,0	156	0,95	1527	17800				
	9,1	154	0,95	1504	17750				
	10	138	1,06	1346	17700				
	11	122	1,21	1197	17550	YPM YPFM	72 / 90 L 4a	113	61
	13	110	1,32	1072	17400			114	65
	14	98,86	1,46	967	17300				
	16	89,02	1,65	871	17300				
	19	75,07	2,10	734	17150				
	21	66,93	2,40	654	17800	YPM YPFM	73 / 90 L 4a	113	64
	23	60,09	2,60	588	17750			114	68
	26	54,26	2,90	531	17700				
	29	48,22	3,30	472	17550				
	33	42,58	3,70	416	17400				
	41	33,81	4,60	331	17300	YPM YPFM	72 / 90 L 4a	113	61
	16	90,29	0,88	883	12000			114	65
18	76,73	1,06	750	12000					
20	69,51	1,17	680	12000					
22	63,22	1,28	618	12000					
27	52,79	1,54	516	12000	YPM YPFM	72 / 90 L 4a	113	61	
28	50,03	1,61	489	12000			114	65	
31	44,51	1,80	435	12000					
33	42,51	1,90	416	11800					
37	37,65	2,10	368	11800					
42	33,42	2,40	327	11800	YPM YPFM	72 / 90 L 4a	113	61	
47	29,69	2,70	290	11800			114	65	
42	32,94	2,60	327	11500					
50	28,00	2,90	278	11500					
57	24,69	3,30	245	11500					
64	21,96	3,70	218	11500	YPM YPFM	72 / 90 L 4a	113	61	
70	19,89	4,20	197	11500			114	65	



P <sub>1</sub> GÜÇ Power Puissance [kW] Hp	n <sub>2</sub> Çıkış Devri Output Speeds Vitesse de sortie [r.p.m]	İ Tahvil Ratio Rapport de réduction	S <sub>r</sub> Servis Faktörü Service Factor Service facteur	M <sub>2</sub> Çıkış Momenti Output Torque Couple de sortie [Nm]	F <sub>Q10</sub> Rad. Yük Over Loads Charges radiales [N]	Tip Type Types		 kg					
1,5 2,2	29	47,69	0,81	466	5750	YPM YPFM	63 / 90 L 4a	109	44				
	32	43,37	0,89	424	5550			110	46				
	39	36,22	1,06	354	5550			YPPM YPFPM	62 / 90 L 4a	109	41		
	46	30,54	1,23	299	5550					110	43		
	44	31,54	1,28	313	5560	YPM YPFM	62 / 90 L 4a			109 110	41 43		
	61	23,10	1,76	229	5370								
	56	24,78	1,61	246	5370								
	70	20,03	2,10	199	5370								
	77	18,14	2,20	180	5370								
	85	16,50	2,40	164	5370								
	95	14,67	2,70	146	5370								
	105	13,29	3,00	132	5250								
	116	12,09	3,30	120	5250								
	121	11,62	3,50	115	5250								
	139	10,09	3,70	100	5250								
	152	9,207	4,20	91	5250								
	165	8,509	4,10	84	5200								
	81	17,27	1,15	171	3400			YPM YPFM	52 / 90 L 4a			105 106	29 31
	91	15,35	1,30	152	3400								
	102	13,72	1,45	136	3400								
	114	12,31	1,65	122	3400								
	126	11,08	1,80	110	3400								
	140	9,997	1,98	99	3000								
	155	9,041	2,20	90	3000								
	163	8,590	2,27	85	3000								
	184	7,602	2,60	75	3000								
	193	7,236	1,88	72	3000								
	217	6,465	2,00	64	2690								
	241	5,800	2,20	58	2690								
	268	5,221	2,30	52	2690								
	297	4,712	2,40	47	2690								
	328	4,262	2,60	42	2690								
	346	4,049	3,80	40	2690								
	391	3,583	4,00	36	2690								
	95	14,77	0,82	147	3600	YPPM YPFPM	42 / 90 L 4a	103	28				
	209	6,700	1,27	67	3600			104	29				
	108	13,01	0,94	129	3600	YPM YPFM	42 / 90 L 4a	103 104	28 29				
	122	11,51	1,05	114	3600								
	137	10,22	1,19	101	3600								
	147	9,520	1,27	95	3600								
166	8,430	1,43	84	3600									
187	7,480	1,58	74	3600									
237	5,900	1,38	59	3600									
268	5,220	1,49	52	3600									
302	4,630	1,58	46	3600									
418	6,700	2,40	33	3600	YPPM YPFPM					42 / 90 S 2a	103	24	
332	8,430	2,70	42	3600							104	25	
374	7,480	2,90	37	3600	YPM YPFM					42 / 90 S 2a	103 104	24 25	
475	5,900	2,60	29	3600									
536	5,220	2,70	26	3600									
605	4,630	2,90	23	3600									
2,2 3	0,86	1624	0,85	22598	110000	YPM YPFM	152 İR 83 / 100 L 4a	155	864				
	0,95	1479	0,92	20580	110000			156	904				
	1,0	1353	1,02	18827	110000								
	1,1	1243	1,09	17296	110000								
	1,3	1057	1,30	14708	110000								



P <sub>1</sub> GÜÇ Power Puissance [kW] Hp	n <sub>2</sub> Çıkış Devri Output Speeds Vitesse de sortie [r.p.m]	İ Tahvil Ratio Rapport de réduction	S <sub>r</sub> Servis Faktörü Service Factor Service facteur	M <sub>2</sub> Çıkış Momenti Output Torque Couple de sortie [Nm]	F <sub>Q10</sub> Rad. Yük Over Loads Charges radiales [N]	Tip Type Types		 kg			
2,2 3	1,5	585	1,47	12853	110000	YPM YPFM	154 / 112 M 6a	153	898		
	1,7	528	1,63	11604	110000			154	938		
	2,0	455	1,89	10009	110000			YPM YPFM	154 / 100 L 4a	153	840
	2,3	390	2,20	8568	110000					154	880
	2,4	585	2,30	8263	110000	YPM YPFM	144 / 112 M 6a			145	597
	2,7	528	2,50	7460	110000					146	632
	3,1	455	2,90	6434	110000			YPM YPFM	144 / 100 L 4a	145	539
	3,6	390	3,40	5508	110000					146	574
	4,0	348	3,80	4913	110000	YPM YPFM	124 / 100 L 4a			139	299
	1,3	711	0,76	15620	75000					140	329
	1,4	625	0,95	13745	75000			YPM YPFM	123 / 112 M 6a	137	284
	1,6	851	1,00	12022	75000					138	314
	2,0	711	1,20	10041	75000	YPM YPFM	123 / 100 L 4a			137	275
	2,2	625	1,45	8836	75000					138	305
	2,5	555	1,65	7840	75000			YPM YPFM	104 / 100 L 4a	133	208
	2,8	496	1,85	7001	75000					134	228
	3,1	445	2,00	6292	75000	YPM YPFM	103 / 112 M 6a			131	211
	3,6	387	2,40	5464	75000					132	231
	4,1	340	2,70	4808	75000			YPPM YPPM	103 / 100 L 4a	131	202
	4,6	302	3,00	4267	75000					132	222
	2,2	625	0,82	8823	61500	YPM YPFM	103 / 100 L 4a			131	202
	2,5	567	0,92	8012	61500					132	222
	2,7	512	1,02	7236	61500			YPM YPFM	103 / 100 L 4a	131	202
	3,0	465	1,13	6575	61500					132	222
	3,3	425	1,19	6005	61500	YPM YPFM	103 / 100 L 4a			131	202
	3,6	390	1,35	5508	61500					132	222
	4,1	342	1,50	4834	61500			YPM YPFM	103 / 100 L 4a	131	202
	4,5	309	1,65	4365	61500					132	222
	5,0	281	1,85	3967	61500	YPM YPFM	103 / 100 L 4a			131	202
	5,5	256	2,00	3623	61500					132	222
	3,6	250	1,36	5574	61500			YPM YPFM	103 / 100 L 4a	131	202
	4,1	220	1,55	4901	61500					132	222
	4,6	195	1,74	4356	61500	YPM YPFM	103 / 100 L 4a			131	202
	5,1	175	1,94	3905	61500					132	222
	5,6	250	2,10	3584	61500			YPM YPFM	103 / 100 L 4a	131	202
	6,4	220	2,40	3151	61500					132	222
	7,2	195	2,70	2800	61500	YPM YPFM	103 / 100 L 4a			131	202
	8,0	175	3,00	2511	61500					132	222
	8,9	158	3,30	2267	61500			YPM YPFM	103 / 100 L 4a	131	202
	9,7	144	3,70	2060	61500					132	222
	4,0	351	0,83	4955	29000	YPM YPFM	103 / 100 L 4a			131	202
	4,8	294	1,00	4147	29000					132	222
	5,4	259	1,13	3654	29000			YPM YPFM	103 / 100 L 4a	131	202
	4,6	197	0,95	4386	29000					132	222
5,0	181	1,02	4032	29000	YPM YPFM	103 / 100 L 4a	131			202	
5,6	161	1,10	3581	29000			132			222	
5,2	270	1,06	3874	29000			YPM YPFM	103 / 100 L 4a	131	202	
5,6	252	1,14	3613	29000					132	222	
6,3	221	1,30	3175	29000	YPM YPFM	103 / 100 L 4a			131	202	
7,1	197	1,50	2820	28800					132	222	
7,7	181	1,56	2592	28800			YPM YPFM	103 / 100 L 4a	131	202	
8,7	161	1,70	2302	28800					132	222	
9,7	144	2,00	2063	28650	YPM YPFM	103 / 100 L 4a			131	202	
11	130	2,20	1862	28600					132	222	
12	118	2,50	1690	28500			YPM YPFM	103 / 100 L 4a	131	202	
14	100,00	2,90	1434	28500					132	222	
16	89,48	3,00	1283	28500	YPM YPFM	103 / 100 L 4a			131	202	
									132	222	



P <sub>1</sub> GÜÇ Power Puissance [kW] Hp	n <sub>2</sub> Çıkış Devri Output Speeds Vitesse de sortie [r.p.m]	i Tahvil Ratio Rapport de réduction	S <sub>r</sub> Servis Faktörü Service Factor Service facteur	M <sub>2</sub> Çıkış Momenti Output Torque Couple de sortie [Nm]	F <sub>Q10</sub> Rad. Yük Over Loads Charges radiales [N]	Tip Type Types		 kg							
2,2 3	7,0	199	0,99	2850	22000	YPM YPFM	93 / 100 L 4a	125 126	123 126						
	7,8	179	1,09	2570	22000										
	8,6	163	1,19	2331	22000										
	9,7	144	1,35	2070	22000										
	11	129	1,50	1846	22000										
	12	116	1,70	1657	22000										
	13	104	1,85	1497	22000										
	15	92,73	2,20	1330	22000										
	16	86,39	2,30	1239	22000										
	18	77,02	2,60	1105	22000										
	20	69,15	2,80	992	22000										
	22	62,45	3,20	896	22000										
	13	110	0,90	1573	17170	YPM YPFM	83 / 100 L 4a	119 120	101 107						
	14	98,86	1,00	1418	17070										
	16	89,02	1,12	1277	17070										
	19	75,07	1,43	1077	16920										
	21	66,93	1,64	960	16870										
	23	60,09	1,77	862	16770										
	26	54,26	1,98	778	16770										
	29	48,22	2,30	692	16770										
	33	42,58	2,50	611	16670										
	41	33,81	3,10	485	16570										
	46	30,34	3,50	435	16470										
	51	27,31	3,90	392	16370										
	54	25,84	3,40	376	16210	YPM YPFM	82 / 100 L 4a	119 120	98 104						
	61	23,04	3,80	335	16150										
	68	20,69	4,20	301	16000										
	75	18,68	4,80	272	16000										
	20	69,51	0,80	997	11500					YPM YPFM	73 / 100 L 4a	113 114	68 72		
	22	63,22	0,87	907	11500										
	27	52,79	1,05	757	11500										
	28	50,03	1,10	717	11500										
	31	44,51	1,22	638	11500										
	33	42,51	1,30	610	11500										
	37	37,65	1,48	540	11500										
	42	33,42	1,65	479	11500										
	47	29,69	1,85	426	11500										
	57	24,69	2,30	359	11300	YPM YPFM	72 / 100 L 4a	113 114	65 69						
	64	21,96	2,50	320	11300										
	70	19,89	2,80	290	11300										
	80	17,56	3,20	256	11300										
	90	15,61	3,60	227	11300										
	100	13,95	4,10	203	11300										
	46	30,54	0,84	438	5350					YPM YPFM YPPM YPPFM	63 / 100 L 4a	109 110	48 50		
	44	31,54	0,87	459	4680									62 / 100 L 4a	109 110
61	23,10	1,20	336	4680											
70	20,03	1,40	292	4680											
77	18,14	1,50	264	4630	YPM YPFM										
85	16,50	1,65	240	4580											
95	14,67	1,85	214	4530											
105	13,29	2,00	194	4530											
116	12,09	2,20	176	4530											
121	11,62	2,40	169	4530											
139	10,09	2,50	147	4430											
152	9,207	2,90	134	4430											
165	8,509	2,80	124	4430											



P <sub>1</sub> GÜÇ Power Puissance [kW] Hp	n <sub>2</sub> Çıkış Devri Output Speeds Vitesse de sortie [r.p.m]	i Tahvil Ratio Rapport de réduction	S <sub>r</sub> Servis Faktörü Service Factor Service facteur	M <sub>2</sub> Çıkış Momenti Output Torque Couple de sortie [Nm]	F <sub>Q10</sub> Rad. Yük Over Loads Charges radiales [N]	Tip Type Types			kg
<b>2,2</b> <b>3</b>	172	8,128	3,30	118	4250	<b>YPM</b> <b>YPFM</b>	<b>62 / 100 L 4a</b>	109	45
	194	7,198	3,70	105	4250			110	47
	219	6,388	4,20	93	4250				
	247	5,677	4,70	83	4250				
	102	13,72	0,99	200	3320				
	114	12,31	1,13	179	3320	<b>YPM</b> <b>YPFM</b>	<b>52 / 100 L 4a</b>	105	33
	126	11,08	1,23	161	3320			106	35
	140	9,997	1,35	146	2920				
	155	9,041	1,50	132	2920				
	163	8,590	1,55	125	2920				
	184	7,602	1,77	111	2920				
	217	6,465	1,36	94	2920				
	241	5,800	1,50	84	2610				
	268	5,221	1,57	76	2610				
	297	4,712	1,64	69	2610				
	328	4,262	1,77	62	2610				
	346	4,049	2,59	59	2610				
	391	3,583	2,73	52	2610				
	332	8,430	1,88	61	3600	<b>YPPM</b> <b>YPFPM</b>	<b>42 / 90 L 2a</b>	103	26
	418	6,700	1,63	49	3600			104	27
475	5,900	1,76	43	3600					
536	5,220	1,86	38	3600					
374	7,480	1,96	54	3600					
605	4,630	1,96	34	3600	<b>YPM</b> <b>YPFM</b>	<b>42 / 90 L 2a</b>	103	26	
							104	27	
<b>3</b> <b>4</b>	1,5	585	1,08	17527	110000	<b>YPM</b> <b>YPFM</b>	<b>154 / 132 S 6b</b>	153	867
	1,7	528	1,20	15823	110000			154	907
	2,0	455	1,39	13649	110000				
	2,3	390	1,61	11683	110000				
	2,4	585	1,69	11267	110000				
	2,7	528	1,83	10172	110000	<b>YPM</b> <b>YPFM</b>	<b>154 / 100 L 4b</b>	153	847
	3,1	455	2,10	8774	110000			154	887
	3,6	390	2,50	7511	110000				
	4,0	348	2,80	6700	110000				
	4,5	311	3,10	5994	110000				
	5,0	280	3,40	5401	110000				
	5,6	252	3,80	4852	110000				
	1,5	905	0,82	17172	75000			<b>YPM</b> <b>YPFM</b>	<b>143 İR 72 / 100 L 4b</b>
	1,8	786	0,95	14914	75000	148	554		
	2,0	711	0,88	13692	75000	<b>YPM</b> <b>YPFM</b>	<b>144 / 100 L 4b</b>	145	546
	2,2	625	1,06	12049	75000			146	581
	2,5	555	1,21	10691	75000				
	2,8	496	1,35	9547	75000				
	3,1	445	1,50	8580	75000				
	3,6	387	1,76	7451	75000				
	4,1	340	1,98	6557	75000				
	4,6	302	2,20	5818	75000				
	5,2	270	2,50	5198	75000				
	5,5	256	2,60	4924	75000				
	6,1	228	2,90	4399	75000				
	6,8	205	3,20	3951	75000				
	3,0	465	0,83	8965	61500	<b>YPM</b> <b>YPFM</b>	<b>124 / 100 L 4b</b>	139	305
	3,3	425	0,88	8188	61500			140	335
3,6	390	0,99	7511	61500					
4,1	342	1,10	6591	61500					
4,5	309	1,21	5953	61500					
5,0	281	1,36	5409	61500					
5,5	256	1,47	4940	61500					



P <sub>1</sub> GÜÇ Power Puissance [kW] Hp	n <sub>2</sub> Çıkış Devri Output Speeds Vitesse de sortie [r.p.m]	i Tahvil Ratio Rapport de réduction	S <sub>r</sub> Servis Faktörü Service Factor Service facteur	M <sub>2</sub> Çıkış Momenti Output Torque Couple de sortie [Nm]	F <sub>Q10</sub> Rad. Yük Over Loads Charges radiales [N]	Tip Type Types			kg
3 4	4,6	195	1,28	5940	61500	YPPM YPFPM	123 / 132 S 6b	137	300
	5,1	175	1,42	5325	61500			138	330
	5,6	250	1,54	4887	61500	YPPM YPFPM	123 / 100 L 4b	137 138	278 308
	6,4	220	1,76	4296	61500				
	7,2	195	1,98	3818	61500				
	8,0	175	2,20	3423	61500				
	8,9	158	2,40	3092	61500				
	9,7	144	2,70	2809	61500				
	11	131	3,00	2566	61500				
	12	120	3,20	2354	61500				
	13	106	3,50	2065	61500				
	6,3	221	0,95	4329	28000				
	7,1	197	1,10	3845	28000				
	7,7	181	1,15	3535	28000				
	8,7	161	1,25	3140	28000				
	9,7	144	1,47	2813	27500				
	11	130	1,65	2539	27500				
	12	118	1,84	2305	27500				
	14	100,00	2,10	1956	27500				
	16	89,48	2,20	1750	27500				
	19	74,89	2,70	1465	27500				
	21	65,99	3,10	1291	27200	YPM YPFM	93 / 100 L 4b	125 126	126 129
	24	58,65	3,50	1147	27200				
	9,7	144	0,99	2823	21000				
	11	129	1,10	2517	21000				
	12	116	1,25	2260	21000				
	13	104	1,35	2041	21000				
	15	92,73	1,58	1814	21000				
	16	86,39	1,69	1690	21000				
	18	77,02	1,91	1506	21000				
	20	69,15	2,10	1352	20900				
	22	62,45	2,30	1221	20900				
	25	55,49	2,60	1085	20800				
	28	49,80	2,90	974	20800				
	31	44,90	3,20	878	20700				
	16	89,02	0,83	1741	16920				
	19	75,07	1,05	1468	16920				
	21	66,93	1,20	1309	16870				
	23	60,09	1,30	1175	16770				
	26	54,26	1,45	1061	16770	YPM YPFM	82 / 100 L 4b	119 120	101 107
	29	48,22	1,65	943	16770				
	33	42,58	1,85	833	16920				
41	33,81	2,30	661	16920					
46	30,34	2,60	593	16870					
51	27,31	2,90	534	16770					
57	24,65	3,20	482	16770					
63	22,29	3,50	436	16770					
54	25,84	2,50	513	16000					
61	23,04	2,80	457	15800	YPM YPFM				
68	20,69	3,10	411	15500					
75	18,68	3,50	371	15300					
84	16,60	3,90	330	15100					
94	14,90	4,30	296	15000					
104	13,43	4,80	267	15000		YPM YPFM	73 / 100 L 4b	113 114	71 75
28	50,03	0,80	978	11300					
31	44,51	0,90	870	11300					
33	42,51	0,95	831	11300					





P <sub>1</sub> GÜÇ Power Puissance [kW] Hp	n <sub>2</sub> Çıkış Devri Output Speeds Vitesse de sortie [r.p.m]	i Tahvil Ratio Rapport de réduction	S <sub>r</sub> Servis Faktörü Service Factor Service facteur	M <sub>2</sub> Çıkış Momenti Output Torque Couple de sortie [Nm]	F <sub>Q10</sub> Rad. Yük Over Loads Charges radiales [N]	Tip Type Types				kg										
											3	4	YPM YPFM	73 / 100 L 4b	113 114	71 75				
																	YPM YPFM	72 / 100 L 4b	113 114	68 72
YPM YPFM	52 / 100 L 4b	105 106	36 38																	
				4 5,5	37	37,65	1,08	736	11300	YPM YPFM	73 / 100 L 4b	113 114	71 75							
					42	33,42	1,21	654	11300											
47	29,69	1,35	581		11300															
57	24,69	1,65	490		11000	YPM YPFM	72 / 100 L 4b	113 114	68 72											
64	21,96	1,85	436		11000															
70	19,89	2,10	395		11000															
80	17,56	2,30	349		11000															
90	15,61	2,60	310		11000															
100	13,95	3,00	277		11000															
112	12,51	3,30	248		11000															
124	11,26	3,60	224		11000															
138	10,17	4,00	202		11000															
70	20,03	1,03	398		4780					YPM YPFM	62 / 100 L 4b	109 110	48 50							
77	18,14	1,10	360		4830															
85	16,50	1,21	328		4730															
95	14,67	1,35	291		4630															
105	13,29	1,50	264		4630															
116	12,09	1,65	240		4530															
121	11,62	1,75	231		4530															
139	10,09	1,85	200		4530															
152	9,207	2,10	183		4530															
165	8,509	2,00	169		4330															
172	8,128	2,40	161		4330															
194	7,198	2,70	143		4330															
219	6,388	3,00	127		4330															
247	5,677	3,40	113		4330															
114	12,31	0,83	244		3320	YPM YPFM	52 / 100 L 4b	105 106	36 38											
126	11,08	0,90	220		3320															
140	9,997	0,99	198		2920															
155	9,041	1,10	180		2920															
163	8,590	1,13	171		2920															
184	7,602	1,30	151		2920															
217	6,465	1,00	128		2810															
241	5,800	1,10	115		2810															
268	5,221	1,15	104	2810																
297	4,712	1,20	94	2810																
328	4,262	1,30	85	2810																
346	4,049	1,90	80	2810																
4 5,5	1,5	908	0,83	22972	110000	YPM YPFM	152 İR 83 / 112 M 4b	155 156	876 916											
	1,5	585	0,81	23369	110000															
	1,7	528	0,90	21098	110000	YPM YPFM	154 / 132 M 6a	153 154	872 912											
	2,0	455	1,00	18198	110000															
	2,3	390	1,21	15578	110000	YPM YPFM	154 / 112 M 4b	153 154	853 893											
	2,4	585	1,27	15023	110000															
	2,7	528	1,38	13563	110000															
	3,1	455	1,60	11699	110000															
	3,6	390	1,87	10014	110000															
	4,0	348	2,10	8933	110000															
	4,5	311	2,30	7992	110000															
	5,0	280	2,60	7201	110000															
	5,6	252	2,90	6469	110000															
	6,0	232	3,10	5969	110000															
	6,7	209	3,50	5378	110000															
	7,4	188	3,70	4832	110000															



P <sub>1</sub> GÜÇ Power Puissance [kW] Hp	n <sub>2</sub> Çıkış Devri Output Speeds Vitesse de sortie [r.p.m]	i Tahvil Ratio Rapport de réduction	S <sub>r</sub> Servis Faktörü Service Factor Service facteur	M <sub>2</sub> Çıkış Momenti Output Torque Couple de sortie [Nm]	F <sub>Q10</sub> Rad. Yük Over Loads Charges radiales [N]	Tip Type Types		 kg	
4 5,5	2,2	625	0,80	16065	75000	YPM YPFM	144 / 112 M 4b	145 146	552 587
	2,5	555	0,88	14255	75000				
	2,8	496	1,01	12729	75000				
	3,1	445	1,13	11439	75000				
	3,6	387	1,32	9935	75000				
	4,1	340	1,48	8743	75000				
	4,6	302	1,68	7758	75000				
	5,2	270	1,87	6930	75000				
	5,5	256	1,98	6565	75000				
	6,1	228	2,20	5865	75000				
	6,8	205	2,40	5268	75000	YPM YPFM	143 / 132 M 6a	143 144	522 557
	4,5	198	1,50	8045	75000				
	5,1	178	1,68	7222	75000				
	5,6	161	1,86	6531	75000				
	6,7	134	2,20	5455	75000	YPM YPFM	124 / 112 M 4b	139 140	311 341
	7,6	118	2,80	4800	75000				
	4,1	342	0,83	8789	61500				
	4,5	309	0,91	7937	61500	YPPM YPFPM	123 / 112 M 4b	137 138	285 315
	5,0	281	1,02	7212	61500				
	5,5	256	1,10	6587	61500				
	5,6	250	1,15	6516	61500				
	6,4	220	1,32	5728	61500				
	7,2	195	1,49	5091	61500				
	8,0	175	1,65	4565	61500				
	8,9	158	1,81	4122	61500				
	9,7	144	2,00	3746	61500				
	11	131	2,30	3421	61500				
	12	120	2,40	3138	61500				
	13	106	2,60	2754	61500				
	15	95,38	2,90	2487	61500				
	16	86,66	3,20	2260	61500				
	18	79,15	3,50	2064	61500				
	8,7	161	0,94	4186	27800				
	9,7	144	1,10	3751	27800				
	11	130	1,24	3385	27800				
	12	118	1,38	3073	27700				
	14	100,00	1,62	2608	27700				
	16	89,48	1,68	2333	27600				
	19	74,89	2,00	1953	27800				
	21	65,99	2,30	1721	27800				
	24	58,65	2,70	1529	27800				
	27	52,48	2,90	1368	27700				
30	47,22	3,30	1231	27700					
33	42,69	3,70	1113	27600	YPM YPFM	93 / 112 M 4b	125 126	133 136	
12	116	0,94	3013	20800					
13	104	1,02	2721	20800					
15	92,73	1,18	2418	20800					
16	86,39	1,26	2253	20800					
18	77,02	1,43	2008	20800					
20	69,15	1,54	1803	20650					
22	62,45	1,76	1628	20650					
25	55,49	1,92	1447	20500					
28	49,80	2,10	1299	20500					
31	44,90	2,40	1171	20400					
34	40,62	2,60	1059	20400					
38	36,87	2,90	961	20000					
42	33,54	3,20	875	20000					



P <sub>1</sub> GÜÇ Power Puissance [kW] Hp	n <sub>2</sub> Çıkış Devri Output Speeds Vitesse de sortie [r.p.m]	i Tahvil Ratio Rapport de réduction	S <sub>r</sub> Servis Faktörü Service Factor Service facteur	M <sub>2</sub> Çıkış Momenti Output Torque Couple de sortie [Nm]	F <sub>Q10</sub> Rad. Yük Over Loads Charges radiales [N]	Tip Type Types		 kg	
<b>4</b> <b>5,5</b>	44	31,96	3,00	846	19500	<b>YPM</b> <b>YPFM</b>	<b>92 / 112 M 4b</b>	125	130
	49	28,84	3,30	763	19000			126	133
	53	26,19	3,90	693	19000	<b>YPM</b> <b>YPFM</b>	<b>83 / 112 M 4b</b>	119 120	111 117
	21	66,93	0,90	1745	15750				
	23	60,09	0,98	1567	15750				
	26	54,26	1,09	1415	15700				
	29	48,22	1,24	1257	15700				
	33	42,58	1,39	1110	15700				
	41	33,81	1,72	882	15600				
	46	30,34	1,95	791	15600				
	51	27,31	2,10	712	15600				
	57	24,65	2,40	643	15600				
	63	22,29	2,60	581	15600				
	54	25,84	1,87	684	15200				
	61	23,04	2,10	610	15200				
	68	20,69	2,30	548	15200				
	75	18,68	2,60	495	14850				
	84	16,60	2,90	439	14850				
	94	14,90	3,20	394	14800				
	104	13,43	3,60	356	14800				
	117	11,94	3,90	316	14550				
	121	11,57	3,90	306	14450				
	127	11,03	4,40	292	14450				
	134	10,45	4,20	277	14350				
	57	24,69	1,23	654	11000	<b>YPM</b> <b>YPFM</b>	<b>72 / 112 M 4b</b>	113 114	75 79
	64	21,96	1,39	581	11000				
	70	19,89	1,57	526	11000				
	80	17,56	1,76	465	11000				
	90	15,61	1,98	413	11000				
	100	13,95	2,20	369	11000				
	112	12,51	2,40	331	11000				
	124	11,26	2,70	298	11000				
	138	10,17	3,00	269	10850				
	152	9,193	3,40	243	10850				
	168	8,326	3,70	220	10850				
	179	7,831	3,20	207	10850				
	185	7,548	4,10	200	11000				
	200	6,996	3,40	185	11000				
	223	6,277	3,70	166	11000				
	248	5,650	3,90	150	11000				
	275	5,100	4,10	135	11000				
	304	4,612	4,30	122	11000				
85	16,50	0,91	437	4280	<b>YPM</b> <b>YPFM</b>	<b>62 / 112 M 4b</b>	109 110	48 50	
95	14,67	1,01	388	4430					
105	13,29	1,12	352	4330					
116	12,09	1,23	320	4330					
121	11,62	1,31	308	4230					
139	10,09	1,38	267	4230					
152	9,207	1,60	244	4230					
165	8,509	1,54	225	4230					
172	8,128	1,81	215	4180					
194	7,198	2,00	191	4130					
219	6,388	2,30	169	4030					
247	5,677	2,60	150	4030					





P <sub>1</sub> GÜÇ Power Puissance [kW] Hp	n <sub>2</sub> Çıkış Devri Output Speeds Vitesse de sortie [r.p.m]	i Tahvil Ratio Rapport de réduction	S <sub>r</sub> Servis Faktörü Service Factor Service facteur	M <sub>2</sub> Çıkış Momenti Output Torque Couple de sortie [Nm]	F <sub>Q10</sub> Rad. Yük Over Loads Charges radiales [N]	Tip Type Types			 kg
5,5 7,5	2,3	390	0,88	21420	110000	YPM YPFM	154 / 132 M 6b	153 154	885 925
	2,4	585	0,92	20657	110000	YPM YPFM	154 / 132 S 4c	153 154	864 904
	2,7	528	1,00	18649	110000				
	3,1	455	1,16	16086	110000				
	3,6	390	1,36	13770	110000				
	4,0	348	1,52	12283	110000				
	4,5	311	1,68	10989	110000				
	5,0	280	1,88	9901	110000				
	5,6	252	2,10	8895	110000				
	6,0	232	2,20	8208	110000				
	6,7	209	2,50	7395	110000				
	7,4	188	2,70	6644	110000				
	8,5	165	3,20	5829	110000				
	9,5	147	3,50	5203	110000				
	3,1	445	0,82	15729	75000	YPM YPFM	144 / 132 S 4c	145 146	563 598
	3,6	387	0,96	13661	75000				
	4,1	340	1,08	12021	75000				
	4,6	302	1,22	10667	75000				
	5,2	270	1,36	9529	75000				
	5,5	256	1,14	9027	75000				
	6,1	228	1,60	8064	75000				
	6,8	205	1,76	7244	75000				
	4,5	198	1,09	11062	75000	YPM YPFM	143 / 132 M 6b	143 144	522 557
	5,1	178	1,22	9930	75000				
	5,6	161	1,35	8980	75000				
	6,7	134	1,60	7500	75000				
	7,6	118	2,00	6600	75000				
	7,1	198	1,70	7111	75000	YPM YPFM	143 / 132 S 4c	143 144	501 536
	7,9	178	1,91	6384	75000				
	8,7	161	2,10	5773	75000				
	10	134	2,60	4821	75000				
	12	118	3,10	4243	75000	YPM YPFM	124 / 132 S 4c	139 140	322 352
	13	105	3,50	3765	75000				
	5,5	256	0,80	9057	61000				
	7,2	195	1,08	7000	60900				
	8,0	175	1,20	6276	60900				
	8,9	158	1,32	5668	60900				
	9,7	144	1,48	5150	60900				
	11	131	1,64	4704	60900				
	12	120	1,75	4315	60900				
	13	106	1,91	3787	60500				
	15	95,38	2,10	3420	60500				
16	86,66	2,30	3107	60500					
18	79,15	2,50	2838	60500					
19	72,60	2,80	2603	60500					
22	64,73	3,20	2321	60500					
24	57,16	3,60	2050	60500					
28	50,81	4,00	1822	60500					
12	118	1,00	4226	27500	YPM YPFM	103 / 132 S 4c	131 132	225 245	
14	100,00	1,18	3585	27400					
16	89,48	1,22	3208	27400					
19	74,89	1,50	2685	27300					
21	65,99	1,70	2366	27200					
24	58,65	1,95	2103	27100					
27	52,48	2,16	1882	26900					
30	47,22	2,40	1693	26750					





P <sub>1</sub> GÜÇ Power Puissance [kW] Hp	n <sub>2</sub> Çıkış Devri Output Speeds Vitesse de sortie [r.p.m]	i Tahvil Ratio Rapport de réduction	S <sub>r</sub> Servis Faktörü Service Factor Service facteur	M <sub>2</sub> Çıkış Momenti Output Torque Couple de sortie [Nm]	F <sub>Q10</sub> Rad. Yük Over Loads Charges radiales [N]	Tip Type Types		 kg			
<b>5,5</b> <b>7,5</b>	33	42,69	2,70	1531	26600	YPM YPFM	103 / 132 S 4c	131	225		
	40	35,28	3,20	1265	26600			132	245		
	43	32,20	3,40	1155	26600						
	49	28,84	3,90	1034	26500						
	20	69,15	1,12	2479	19400	YPM YPFM	93 / 132 S 4c	125	146		
	22	62,45	1,28	2239	19400			126	149		
	25	55,49	1,40	1990	19300						
	28	49,80	1,56	1786	19300						
	31	44,90	1,76	1610	19150						
	34	40,62	1,92	1456	19150						
	38	36,87	2,10	1322	18750						
	42	33,54	2,30	1203	18750						
	46	30,57	2,50	1096	18500						
	50	27,91	2,80	1001	18500						
	53	26,19	2,80	953	18500			YPM YPFM	92 / 132 S 4c	125	143
	64	21,90	3,10	797	18000			126		146	
	33	42,58	1,00	1527	15300	YPM YPFM	83 / 132 S 4c	119	124		
	41	33,81	1,25	1212	15100			120	130		
	46	30,34	1,42	1088	15000						
	51	27,31	1,55	979	15000						
	57	24,65	1,75	884	15000						
	63	22,29	1,91	799	15000						
	68	20,69	1,69	753	14950						
	75	18,68	1,91	680	14950						
	84	16,60	2,10	604	14950	YPM YPFM	82 / 132 S 4c	119	121		
	94	14,90	2,30	542	14600			120	127		
	104	13,43	2,60	489	14600						
	117	11,94	2,90	434	14550						
	121	11,57	2,90	421	14550						
	127	11,03	3,20	401	14300						
	134	10,45	3,00	380	14200						
	140	10,03	3,70	365	14200						
	151	9,285	3,60	338	14100						
	168	8,333	3,60	303	14100						
	186	7,512	3,90	273	13800						
	210	6,667	4,00	243	13800						
	227	6,168	4,00	225	13600						
	249	5,612	4,20	204	13500						
	274	5,115	4,40	186	13500						
	300	4,670	4,60	170	13300						
328	4,268	4,80	155	13000							
80	17,56	1,28	639	10500	YPM YPFM	72 / 132 S 4c	113	88			
90	15,61	1,44	568	10500			114	92			
100	13,95	1,64	508	10500							
112	12,51	1,80	455	10200							
124	11,26	2,00	410	10200							
138	10,17	2,20	370	10200							
152	9,193	2,50	335	10200							
168	8,326	2,70	303	10200							
179	7,831	2,30	285	10000							
185	7,548	3,00	275	10000							
200	6,996	2,50	255	10000							
223	6,277	2,70	228	10000							
248	5,650	2,80	206	10000							
275	5,100	3,00	186	10000							
304	4,612	3,10	168	10000							
335	4,177	3,30	152	10000							
370	3,787	3,40	138	10000							



P <sub>1</sub> GÜÇ Power Puissance [kW] Hp	n <sub>2</sub> Çıkış Devri Output Speeds Vitesse de sortie [r.p.m]	i Tahvil Ratio Rapport de réduction	S <sub>r</sub> Servis Faktörü Service Factor Service facteur	M <sub>2</sub> Çıkış Momenti Output Torque Couple de sortie [Nm]	F <sub>Q10</sub> Rad. Yük Over Loads Charges radiales [N]	Tip Type Types		 kg	
7,5 11	3,1	455	0,85	21935	110000	YPM YPFM	154 / 132 M 4b	153 154	871 911
	3,6	390	1,00	18777	110000				
	4,0	348	1,11	16750	110000				
	4,5	311	1,23	14984	110000				
	5,0	280	1,38	13501	110000				
	5,6	252	1,52	12129	110000				
	6,0	232	1,64	11192	110000				
	6,7	209	1,84	10085	110000				
	7,4	188	2,00	9060	110000				
	8,5	165	2,30	7949	110000				
	9,5	147	2,60	7095	110000				
	3,5	260	0,94	19742	110000	YPM YPFM	153 / 160 M 6b	151 152	836 876
	3,9	234	1,05	17762	110000				
	4,3	210	1,20	15991	110000				
	4,7	191	1,32	14494	110000				
	5,4	168	1,50	12762	110000				
	6,0	150	1,67	11439	110000				
	6,6	136	1,85	10327	110000				
	7,7	117	2,10	8908	110000				
	9,0	100	2,40	7625	110000				
	10	89,43	2,70	6802	110000				
	11	80,01	3,10	6085	110000				
	12	72,09	3,40	5483	110000				
	14	64,76	3,80	4926	110000				
	4,1	340	0,79	16393	75000	YPM YPFM	144 / 132 M 4b	145 146	570 605
	4,6	302	0,90	14546	75000				
	5,2	270	1,00	12994	75000				
	5,5	256	1,05	12310	75000				
	6,1	228	1,17	10996	75000				
	6,8	205	1,29	9878	75000	YPM YPFM	143 / 160 M 6b	143 144	533 568
	5,1	178	0,90	13541	75000				
	5,6	161	0,99	12245	75000				
	6,7	134	1,17	10227	75000				
	7,6	118	1,49	9000	75000				
	7,1	198	1,25	9697	75000	YPM YPFM	143 / 132 M 4b	143 144	508 543
	7,9	178	1,40	8705	75000				
	8,7	161	1,54	7872	75000				
	10	134	1,93	6575	75000				
	12	118	2,30	5786	75000				
	13	105	2,60	5134	75000				
15	93,80	2,90	4586	75000					
17	84,26	3,20	4120	75000					
19	73,18	3,70	3578	75000					
8,0	175	0,88	8559	60000					
8,9	158	0,97	7729	60000	YPM YPFM	123 / 132 M 4b	137 138	309 339	
9,7	144	1,08	7023	59000					
11	131	1,20	6414	59000					
12	120	1,28	5884	58000					
13	106	1,40	5163	57500					
15	95,38	1,56	4663	57000					
16	86,66	1,72	4237	57000					
18	79,15	1,87	3870	57000					
19	72,60	2,10	3550	55000					
22	64,73	2,30	3165	55000					
24	57,16	2,60	2795	55000					
28	50,81	2,90	2484	55000					
31	45,39	3,40	2219	55000					
34	40,73	3,70	1991	55000					



P <sub>1</sub> GÜÇ Power Puissance [kW] Hp	n <sub>2</sub> Çıkış Devri Output Speeds Vitesse de sortie [r.p.m]	i Tahvil Ratio Rapport de réduction	S <sub>r</sub> Servis Faktörü Service Factor Service facteur	M <sub>2</sub> Çıkış Momenti Output Torque Couple de sortie [Nm]	F <sub>Q10</sub> Rad. Yük Over Loads Charges radiales [N]	Tip Type Types		 kg	
<b>7,5</b> <b>11</b>	16	89,48	0,90	4375	27000	<b>YPM</b> <b>YPFM</b>	<b>103 / 132 M 4b</b>	131 132	236 256
	19	74,89	1,10	3661	27000				
	21	65,99	1,25	3227	26900				
	24	58,65	1,43	2867	26900				
	27	52,48	1,58	2566	26750				
	30	47,22	1,76	2309	26650				
	33	42,69	1,98	2087	26550				
	40	35,28	2,30	1725	26400				
	43	32,20	2,50	1575	27000				
	49	28,84	2,80	1410	27000				
	58	24,18	3,40	1182	26900				
	69	20,39	4,00	997	26900				
	53	26,38	3,20	1309	26000	<b>YPM</b> <b>YPFM</b>	<b>102 / 132 M 4b</b>	131 132	231 251
	58	24,31	3,60	1207	26000				
	25	55,49	1,03	2713	18800	<b>YPM</b> <b>YPFM</b>	<b>93 / 132 M 4b</b>	125 126	157 160
	28	49,80	1,14	2435	18800				
	31	44,90	1,29	2195	18650				
	34	40,62	1,41	1986	18650				
	38	36,87	1,55	1802	18250				
	42	33,54	1,70	1640	18250				
	46	30,57	1,88	1495	18000				
	50	27,91	2,10	1365	18000				
	53	26,19	2,10	1300	18000				
	64	21,90	2,30	1087	18500	<b>YPM</b> <b>YPFM</b>	<b>92 / 132 M 4b</b>	125 126	154 157
	66	21,34	2,80	1059	18500				
	74	18,81	3,10	934	18000				
	84	16,72	3,40	830	18000				
	94	14,96	3,80	742	17700				
	41	33,81	0,92	1653	14900	<b>YPM</b> <b>YPFM</b>	<b>83 / 132 M 4b</b>	119 120	135 141
	46	30,34	1,04	1483	14800				
	51	27,31	1,14	1335	14800				
	57	24,65	1,28	1205	14800				
	63	22,29	1,40	1090	14800				
	68	20,69	1,24	1027	14800				
	75	18,68	1,40	927	14450	<b>YPM</b> <b>YPFM</b>	<b>82 / 132 M 4b</b>	119 120	132 138
	84	16,60	1,56	824	14450				
	94	14,90	1,72	739	14400				
	104	13,43	1,92	667	14400				
	117	11,94	2,10	592	14400				
	121	11,57	2,10	574	14050				
	127	11,03	2,30	547	14050				
	134	10,45	2,20	519	13950				
	140	10,03	2,70	498	13950				
	151	9,285	2,70	461	13650				
168	8,333	2,70	414	13650					
186	7,512	2,90	373	13450					
210	6,667	2,90	331	13350					
227	6,168	2,90	306	13350					
249	5,612	3,10	279	13150					
274	5,115	3,20	254	12850					
300	4,670	3,40	232	12600					
328	4,268	3,50	212	12350					
80	17,56	0,94	872	10000	<b>YPM</b> <b>YPFM</b>	<b>72 / 132 M 4b</b>	113 114	99 103	
90	15,61	1,05	775	10000					
100	13,95	1,20	692	10000					



P <sub>1</sub> GÜÇ Power Puissance [kW] Hp	n <sub>2</sub> Çıkış Devri Output Speeds Vitesse de sortie [r.p.m]	İ Tahvil Ratio Rapport de réduction	S <sub>r</sub> Servis Faktörü Service Factor Service facteur	M <sub>2</sub> Çıkış Momenti Output Torque Couple de sortie [Nm]	F <sub>Q10</sub> Rad. Yük Over Loads Charges radiales [N]	Tip Type Types		 kg			
7,5 11	112	12,51	1,32	621	10000	YPM YPFM	72 / 132 M 4b	113 114	99 103		
	124	11,26	1,46	559	10000						
	138	10,17	1,60	505	10000						
	152	9,193	1,81	456	9700						
	168	8,326	1,97	413	9700						
	179	7,831	1,70	389	9700						
	185	7,548	2,20	375	10000						
	200	6,996	1,81	347	10000						
	223	6,277	1,97	312	10000						
	248	5,650	2,10	280	10000						
	275	5,100	2,20	253	10000						
	304	4,612	2,30	229	10000						
	335	4,177	2,40	207	9700						
	370	3,787	2,50	188	9700						
11 15	4,1	342	0,81	23763	110000	YPM YPFM	153 İR 92 / 160 M 4b	157 158	955 995		
	4,5	310	0,89	21566	110000						
	5,0	282	0,98	19621	110000						
	6,0	235	1,18	16328	110000						
	11 15	7,1	196	1,41	13647	110000	YPM YPFM	153 / 160 L 6b	151 152	863 903	
		4,7	191	0,90	21258	110000					
		5,4	168	1,02	18718	110000					
		6,0	150	1,13	16777	110000					
		5,4	260	1,00	18614	110000					
		6,0	234	1,11	16747	110000					
		6,7	210	1,27	15077	110000					
		7,3	191	1,40	13666	110000					
		8,3	168	1,59	12033	110000					
		9,3	150	1,77	10785	110000					
		10	136	1,96	9737	110000					
		12	117	2,20	8399	110000					
		14	100	2,60	7189	110000					
		16	89,43	2,90	6413	110000					
		17	80,01	3,20	5737	110000					
		19	72,09	3,60	5169	110000					
		6,2	225	0,89	15654	75000					
		6,9	204	0,95	14193	75000					
		9,0	156	1,25	10854	75000					
		9,9	142	1,35	9880	75000					
	11 15	6,7	134	0,80	15000	75000	YPM YPFM	143 İR 82 / 160 M 4b	149 150	650 685	
		7,6	118	1,02	13200	75000					
		11 15	7,9	178	0,95	12767	75000	YPM YPFM	143 / 160 L 6b	143 144	620 655
			8,7	161	1,05	11545	75000				
			10	134	1,32	9643	75000				
			12	118	1,57	8486	75000				
			13	105	1,77	7529	75000				
			15	93,80	1,98	6726	75000				
			17	84,26	2,20	6042	75000				
			19	73,18	2,50	5248	75000				
22			64,40	2,80	4618	75000					
25			57,14	3,20	4097	75000					
11 15			13	106	0,95	7573	57140	YPM YPFM	143 / 160 M 4b	143 144	545 580
			15	95,38	1,06	6839	56640				
	16		86,66	1,17	6214	56640					
	18		79,15	1,27	5676	56640					
	19	72,60	1,42	5206	54640						
	22	64,73	1,58	4642	54640						





P <sub>1</sub> GÜÇ Power Puissance [kW] Hp	n <sub>2</sub> Çıkış Devri Output Speeds Vitesse de sortie [r.p.m]	İ Tahvil Ratio Rapport de réduction	S <sub>r</sub> Servis Faktörü Service Factor Service facteur	M <sub>2</sub> Çıkış Momenti Output Torque Couple de sortie [Nm]	F <sub>Q10</sub> Rad. Yük Over Loads Charges radiales [N]	Tip Type Types		 kg
11 15	24	57,16	1,79	4099	54640	YPM YPFM 123 / 160 M 4b	137 138	363 393
	28	50,81	2,00	3643	54640			
	31	45,39	2,30	3255	54640			
	34	40,73	2,50	2920	57140			
	38	36,66	2,80	2629	56640			
	42	33,09	3,10	2373	56640			
	47	29,92	3,40	2146	56640			
	52	27,10	3,80	1943	54640			
	47	29,50	3,30	2148	54300	YPM YPFM 122 / 160 M 4b	137 138	358 388
	52	26,68	3,90	1942	54300			
	24	58,65	0,97	4206	26000	YPM YPFM 103 / 160 M 4b	131 132	258 278
	27	52,48	1,08	3763	25750			
	30	47,22	1,20	3386	25650			
	33	42,69	1,35	3061	25300			
	40	35,28	1,60	2530	25100			
	43	32,20	1,74	2309	25000			
	49	28,84	1,94	2068	24900			
	58	24,18	2,30	1734	24600			
	69	20,39	2,70	1462	24300			
	53	26,38	2,20	1920	24300			
	58	24,31	2,40	1770	24300	YPM YPFM 102 / 160 M 4b	131 132	253 273
	67	20,78	2,80	1513	24100			
	76	18,48	3,20	1345	24000			
	85	16,55	3,60	1205	23800			
	94	14,90	4,00	1085	23600			
	34	40,62	0,96	2913	17450	YPM YPFM 93 / 160 M 4b	125 126	211 214
	38	36,87	1,06	2644	17450			
	42	33,54	1,16	2405	17000			
	46	30,57	1,28	2192	17000			
	50	27,91	1,40	2001	17000			
	66	21,34	1,91	1554	16700	YPM YPFM 92 / 160 M 4b	125 126	208 211
	74	18,81	2,10	1369	16700			
84	16,72	2,30	1217	16300				
94	14,96	2,60	1089	16300				
104	13,46	2,90	980	16200				
115	12,17	3,20	886	16200	YPM YPFM 82 / 160 M 4b	119 120	134 140	
84	16,60	1,06	1209	14500				
94	14,90	1,17	1085	14100				
104	13,43	1,30	978	14100				
117	11,94	1,45	869	14000				
127	11,03	1,60	803	13770				
140	10,03	1,85	730	13770				
151	9,285	1,82	676	13600				
168	8,333	1,82	607	13600				
186	7,512	1,96	547	13300				
210	6,667	2,00	485	13300				
227	6,168	2,00	449	13100				
249	5,612	2,10	409	13000				
274	5,115	2,20	372	13000				
300	4,670	2,30	340	12800				
328	4,268	2,40	311	12500				
15 20	6,0	235	0,86	22265	110000	YPM YPFM 153 İR 92 / 160 L 4a	157 158	975 1015
	7,1	196	1,03	18610	110000			
	6,0	234	0,81	22837	110000	YPM YPFM 153 / 160 L 4a	151 152	866 906
	6,7	210	0,93	20560	110000			
	7,3	191	1,02	18635	110000			



P <sub>1</sub> GÜÇ Power Puissance [kW] Hp	n <sub>2</sub> Çıkış Devri Output Speeds Vitesse de sortie [r.p.m]	i Tahvil Ratio Rapport de réduction	S <sub>r</sub> Servis Faktörü Service Factor Service facteur	M <sub>2</sub> Çıkış Momenti Output Torque Couple de sortie [Nm]	F <sub>Q10</sub> Rad. Yük Over Loads Charges radiales [N]	Tip Type Types		 kg	
15 20	8,3	168	1,16	16409	110000	YPM YPFM	153 / 160 L 4a	151 152	866 906
	9,3	150	1,30	14707	110000				
	10	136	1,43	13278	110000				
	12	117	1,61	11453	110000				
	14	100	1,90	9804	110000				
	16	89,43	2,10	8745	110000				
	17	80,01	2,30	7824	110000				
	19	72,09	2,60	7049	110000				
	22	64,76	2,90	6333	110000				
	25	56,82	3,40	5556	110000				
	9,0	156	0,92	14800	75000	YPM YPFM	143 İR 82 / 160 L 4a	149 150	655 690
	9,9	142	0,99	13472	75000				
	10	134	0,97	13150	75000	YPM YPFM	143 / 160 L 4a	143 144	565 600
	12	118	1,15	11571	75000				
	13	105	1,30	10267	75000				
	15	93,80	1,45	9172	75000				
	17	84,26	1,61	8239	75000				
	19	73,18	1,83	7156	75000				
	22	64,40	2,00	6297	75000				
	25	57,14	2,30	5587	75000				
	27	51,05	2,60	4991	75000				
	29	48,36	2,70	4729	75000				
	32	43,20	3,10	4224	75000	YPM YPFM	123 / 160 L 4a	137 138	395 425
	18	79,15	0,93	7739	55670				
	19	72,60	1,04	7100	53670				
	22	64,73	1,16	6330	53670				
	24	57,16	1,31	5590	53670				
	28	50,81	1,47	4968	53670				
	31	45,39	1,69	4439	53670				
	34	40,73	1,83	3982	53670				
	38	36,66	2,00	3585	53380				
	42	33,09	2,30	3236	53380				
	47	29,92	2,50	2926	53380				
	52	27,10	2,80	2650	53330				
	57	24,57	3,00	2402	53000				
	47	29,50	2,40	2929	53380	YPM YPFM	122 / 160 L 4a	137 138	390 420
	52	26,68	2,90	2649	53330				
	63	22,28	3,40	2212	53000	YPM YPFM	103 / 160 L 4a	131 132	273 293
	71	19,61	3,70	1947	53000				
	33	42,69	0,99	4175	23100				
40	35,28	1,17	3449	22850					
43	32,20	1,27	3149	22500					
49	28,84	1,42	2820	21950					
58	24,18	1,70	2365	21650					
69	20,39	2,00	1994	21300					
53	26,38	1,62	2619	22450					
58	24,31	1,80	2413	22100					
67	20,78	2,10	2063	21800					
76	18,48	2,30	1834	21650					
85	16,55	2,60	1643	21250					
94	14,90	2,90	1479	20800	YPM YPFM	102 / 160 L 4a	131 132	268 288	
104	13,48	3,20	1338	20550					
114	12,25	3,50	1216	20350					
125	11,16	3,80	1108	20000					
137	10,20	3,80	1013	19800					
150	9,322	3,90	925	19600					
166	8,414	3,90	835	19450					



P <sub>1</sub> GÜÇ Power Puissance [kW] Hp	n <sub>2</sub> Çıkış Devri Output Speeds Vitesse de sortie [r.p.m]	i Tahvil Ratio Rapport de réduction	S <sub>r</sub> Servis Faktörü Service Factor Service facteur	M <sub>2</sub> Çıkış Momenti Output Torque Couple de sortie [Nm]	F <sub>Q10</sub> Rad. Yük Over Loads Charges radiales [N]	Tip Type Types		 kg	
<b>15</b> <b>20</b>	53	26,19	1,03	2600	13600	<b>YPPM</b> <b>YPFPM</b>	<b>92 / 160 L 4a</b>	125	240
	64	21,90	1,14	2174	13600			126	243
	66	21,34	1,40	2119	13100	<b>YPM</b> <b>YPFM</b>	<b>92 / 160 L 4a</b>	125 126	240 243
	74	18,81	1,55	1867	13100				
	84	16,72	1,70	1659	12700				
	94	14,96	1,90	1485	12700				
	104	13,46	2,20	1336	12650				
	115	12,17	2,40	1208	12650				
	127	11,04	2,60	1096	12600				
	139	10,05	2,80	998	12600				
	153	9,179	3,10	911	12300				
	167	8,398	3,10	834	11550				
	182	7,697	3,20	764	11400				
	216	6,491	3,30	644	11150				
	235	5,968	3,40	592	11000				
	255	5,490	3,50	545	11000				
	340	4,115	3,80	409	10500				
	94	14,90	0,85	1479	14500	<b>YPM</b> <b>YPFM</b>	<b>82 / 160 L 4a</b>	119 120	134 140
	104	13,43	0,95	1333	14100				
	117	11,94	1,06	1185	14100				
127	11,03	1,17	1095	14000					
140	10,03	1,36	996	13770					
151	9,285	1,33	922	13770					
168	8,333	1,33	827	13600					
186	7,512	1,43	746	13600					
210	6,667	1,46	662	13300					
227	6,168	1,46	612	13300					
249	5,612	1,54	557	13100					
274	5,115	1,61	508	13000					
300	4,670	1,68	464	13000					
328	4,268	1,76	424	12800					
<b>18,5</b> <b>25</b>	7,3	191	0,83	22983	110000	<b>YPM</b> <b>YPFM</b>	<b>153 / 180 M 4b</b>	151 152	906 946
	8,3	168	0,94	20238	110000				
	9,3	150	1,05	18139	110000				
	10	136	1,16	16376	110000				
	12	117	1,30	14125	110000				
	14	100	1,55	12091	110000				
	16	89,43	1,72	10786	110000				
	17	80,01	1,90	9649	110000				
	19	72,09	2,10	8694	110000				
	22	64,76	2,40	7810	110000				
	25	56,82	2,70	6853	110000				
	28	50,72	3,10	6117	110000				
	31	45,52	3,40	5489	110000				
	13	105	1,05	12663	75000	<b>YPM</b> <b>YPFM</b>	<b>143 / 180 M 4b</b>	143 144	605 640
	15	93,80	1,18	11313	75000				
	17	84,26	1,31	10162	75000				
	19	73,18	1,48	8826	75000				
	22	64,40	1,66	7766	75000				
	25	57,14	1,90	6891	75000				
	27	51,05	2,10	6156	75000				
29	48,36	2,20	5832	75000					
32	43,20	2,50	5210	75000					
36	38,80	2,80	4680	75000					
40	35,02	3,10	4223	75000					



P <sub>1</sub> GÜÇ Power Puissance [kW] Hp	n <sub>2</sub> Çıkış Devri Output Speeds Vitesse de sortie [r.p.m]	i Tahvil Ratio Rapport de réduction	S <sub>r</sub> Servis Faktörü Service Factor Service facteur	M <sub>2</sub> Çıkış Momenti Output Torque Couple de sortie [Nm]	F <sub>Q10</sub> Rad. Yük Over Loads Charges radiales [N]	Tip Type Types		 kg
18,5 25	22	64,73	0,94	7807	52000	YPM YPFM 123 / 180 M 4b	137 138	415 445
	24	57,16	1,06	6894	52000			
	28	50,81	1,20	6128	51500			
	31	45,39	1,37	5475	51500			
	34	40,73	1,49	4912	51200			
	38	36,66	1,66	4421	51090			
	42	33,09	1,86	3990	51000			
	47	29,92	2,00	3609	50500			
	52	27,10	2,30	3269	50500			
	57	24,57	2,40	2963	50000			
	47	29,50	1,96	3612	50000	YPPM YPPFM 122 / 180 M 4b	137 138	400 430
	52	26,68	2,30	3267	50000	YPM YPFM 122 / 180 M 4b	137 138	410 440
	63	22,28	2,70	2728	49000			
	71	19,61	3,00	2401	48500			
	80	17,40	3,30	2130	48000			
	90	15,54	3,70	1903	47000			
	100	13,96	4,00	1709	47000	YPM YPFM 103 / 180 M 4b	131 132	295 315
	58	24,18	1,38	2917	20300			
	69	20,39	1,62	2460	20000			
	53	26,38	1,31	3230	20300	YPPM YPPFM 102 / 180 M 4b	131 132	290 310
	58	24,31	1,46	2977	20000	YPM YPFM 102 / 180 M 4b	131 132	290 310
	67	20,78	1,72	2544	19750			
	76	18,48	1,92	2262	19600			
	85	16,55	2,10	2026	19500			
	94	14,90	2,30	1824	19400			
	104	13,48	2,60	1651	19300			
	114	12,25	2,80	1500	19150			
	125	11,16	3,00	1367	19000			
	137	10,20	3,00	1249	19000			
	150	9,322	3,20	1141	18850			
	166	8,414	3,20	1030	18700			
	184	7,609	3,30	932	20000			
	203	6,891	3,20	844	19750			
	224	6,247	3,50	765	19600			
245	5,724	3,70	701	19500				
270	5,184	4,00	635	19400				
74	18,81	1,26	2303	11300	YPPM YPPFM 92 / 180 M 4b	125 126	260 263	
84	16,72	1,38	2047	10900	YPM YPFM 92 / 180 M 4b	125 126	260 263	
94	14,96	1,54	1831	10900				
104	13,46	1,74	1648	10800				
115	12,17	1,91	1490	10800				
127	11,04	2,10	1352	10700				
139	10,05	2,30	1231	10700				
153	9,179	2,50	1124	10500				
167	8,398	2,50	1028	10000				
182	7,697	2,60	942	9600				
216	6,491	2,70	795	9600				
235	5,968	2,80	731	9250				
255	5,490	2,80	672	9250				
340	4,115	3,10	504	9000				
22 30	8,3	168	0,80	24066	110000	YPM YPFM 153 / 180 L 4a	151 152	921 961
	9,3	150	0,88	21570	110000			
	10	136	0,98	19474	110000			
	12	117	1,10	16798	110000			
	14	100	1,30	14379	110000			
	16	89,43	1,45	12827	110000			



P <sub>1</sub> GÜÇ Power Puissance [kW] Hp	n <sub>2</sub> Çıkış Devri Output Speeds Vitesse de sortie [r.p.m]	i Tahvil Ratio Rapport de réduction	S <sub>r</sub> Servis Faktörü Service Factor Service facteur	M <sub>2</sub> Çıkış Momenti Output Torque Couple de sortie [Nm]	F <sub>Q10</sub> Rad. Yük Over Loads Charges radiales [N]	Tip Type Types		 kg			
22 30	17	80,01	1,60	11475	110000	YPM YPFM	151 152	921 961			
	19	72,09	1,80	10339	110000						
	22	64,76	2,00	9288	110000						
	25	56,82	2,30	8149	110000						
	28	50,72	2,60	7274	110000						
	31	45,52	2,80	6528	110000						
	34	41,03	3,20	5885	110000						
	38	37,13	3,50	5324	110000						
	42	33,69	3,90	4832	110000						
	15	93,80	0,99	13453	75000	YPM YPFM	143 144	620 655			
	17	84,26	1,10	12084	75000						
	19	73,18	1,25	10495	75000						
	22	64,40	1,40	9236	75000						
	25	57,14	1,60	8195	75000						
	27	51,05	1,80	7321	75000						
	29	48,36	1,85	6935	75000						
	32	43,20	2,10	6195	75000						
	36	38,80	2,40	5565	75000						
	40	35,02	2,60	5022	75000	YPM YPFM	143 144	612 647			
	44	31,72	2,80	4549	75000						
	49	28,82	3,10	4133	75000						
	52	27,09	2,60	3944	75000						
	58	24,16	2,90	3518	75000						
	64	21,71	3,20	3161	75000						
	24	57,16	0,90	8198	50330				YPM YPFM	137 138	440 470
	28	50,81	1,00	7287	49830						
	31	45,39	1,15	6510	49830						
	34	40,73	1,25	5841	49530						
	38	36,66	1,40	5258	49420						
	42	33,09	1,57	4745	49330						
	47	29,92	1,70	4292	48830						
	52	27,10	1,90	3887	48830						
	57	24,57	2,00	3524	48330						
	52	26,68	1,95	3885	48030	YPM YPFM	137 138	435 465			
	63	22,28	2,30	3245	47030						
	71	19,61	2,60	2855	46530						
	80	17,40	2,80	2533	46030						
	90	15,54	3,10	2263	45030						
	100	13,96	3,40	2033	45030						
	111	12,60	4,00	1835	44000						
	123	11,41	4,40	1662	43200						
	135	10,37	4,90	1510	43000						
58	24,31	1,23	3540	18800	YPM YPFM	131 132	304 324				
67	20,78	1,45	3025	18600							
76	18,48	1,62	2690	18400							
85	16,55	1,81	2409	18150							
94	14,90	2,00	2170	18000							
104	13,48	2,20	1963	17900							
114	12,25	2,40	1783	17750							
125	11,16	2,60	1625	17450							
137	10,20	2,60	1485	17200							
150	9,322	2,70	1357	17000							
166	8,414	2,70	1225	16850							
184	7,609	2,80	1108	16600							
203	6,891	2,70	1003	16400							
224	6,247	3,00	910	16150							
245	5,724	3,10	833	16000							
270	5,184	3,40	755	16000							
298	4,700	3,80	684	16000							



P <sub>1</sub> GÜÇ Power Puissance [kW] Hp	n <sub>2</sub> Çıkış Devri Output Speeds Vitesse de sortie [r.p.m]	i Tahvil Ratio Rapport de réduction	S <sub>r</sub> Servis Faktörü Service Factor Service facteur	M <sub>2</sub> Çıkış Momenti Output Torque Couple de sortie [Nm]	F <sub>Q10</sub> Rad. Yük Over Loads Charges radiales [N]	Tip Type Types		 kg						
22 30	94	14,96	1,30	2178	9700	YPM YPFM	92 / 180 L 4b	125 126	285 288					
	104	13,46	1,47	1960	9600									
	115	12,17	1,60	1772	9600									
	127	11,04	1,77	1608	9500									
	139	10,05	1,91	1464	9500									
	153	9,179	2,10	1336	9300									
	167	8,398	2,10	1223	8800									
	182	7,697	2,20	1121	8400									
	216	6,491	2,30	945	8400									
	235	5,968	2,30	869	8200									
	255	5,490	2,40	799	8050									
340	4,115	2,60	599	8000										
30 40	12	117	0,80	22906	110000	YPM YPFM	153 / 200 L 4c	151 152	936 976					
	14	100	0,95	19607	110000									
	16	89,43	1,06	17491	110000									
	17	80,01	1,17	15647	110000									
	19	72,09	1,32	14099	110000									
	22	64,76	1,46	12666	110000									
	25	56,82	1,70	11113	110000									
	28	50,72	1,90	9919	110000									
	31	45,52	2,10	8901	110000									
	34	41,03	2,30	8024	110000									
	38	37,13	2,60	7261	110000									
	42	33,69	2,90	6589	110000									
	46	30,65	3,10	5995	110000									
	55	25,51	3,70	4989	110000									
	30 40	22	64,40	1,03	12594	75000	YPM YPFM	143 / 200 L 4c	143 144	635 670				
		25	57,14	1,17	11175	75000								
		27	51,05	1,32	9983	75000								
		29	48,36	1,35	9457	75000								
		32	43,20	1,54	8448	75000								
		36	38,80	1,72	7589	75000								
		40	35,02	1,90	6848	75000								
		44	31,72	2,10	6203	75000								
		49	28,82	2,30	5636	75000								
		53	26,25	2,50	5134	75000								
		60	23,20	2,70	4538	75000								
	67	21,02	3,00	4110	75000									
	30 40	52	27,09	1,91	5378	75000	YPM YPFM	142 / 200 L 4c	143 144	627 662				
		58	24,16	2,10	4798	75000								
		64	21,71	2,40	4310	75000								
		74	19,05	2,70	3782	75000								
		82	17,00	2,90	3375	75000								
		87	16,12	3,10	3200	75000								
		34	40,73	0,92	7965	47530								
		38	36,66	1,03	7170	47420								
		42	33,09	1,15	6471	47330								
47		29,92	1,25	5852	46830									
52		27,10	1,40	5300	46830									
57	24,57	1,50	4805	46330										
30 40	71	19,61	1,87	3893	45960	YPM YPFM	123 / 200 L 4c	137 138	495 525					
	80	17,40	2,10	3455	45460									
	90	15,54	2,30	3086	44460									
	100	13,96	2,50	2772	44460									
	111	12,60	2,90	2502	43430									
	123	11,41	3,20	2266	42630									
	135	10,37	3,60	2059	42430									
	30 40	80	17,40	2,10	3455					45460	YPM YPFM	122 / 200 L 4c	137 138	490 520
		90	15,54	2,30	3086					44460				
		100	13,96	2,50	2772					44460				
		111	12,60	2,90	2502					43430				
123		11,41	3,20	2266	42630									
135		10,37	3,60	2059	42430									



P <sub>1</sub> GÜÇ Power Puissance [kW] Hp	n <sub>2</sub> Çıkış Devri Output Speeds Vitesse de sortie [r.p.m]	i Tahvil Ratio Rapport de réduction	S <sub>r</sub> Servis Faktörü Service Factor Service facteur	M <sub>2</sub> Çıkış Momenti Output Torque Couple de sortie [Nm]	F <sub>Q10</sub> Rad. Yük Over Loads Charges radiales [N]	Tip Type Types		 kg	
<b>30</b> 40	148	9,445	3,90	1875	42400	<b>YPM</b> <b>YPFM</b>	<b>122 / 200 L 4c</b>	137 138	490 520
	162	8,621	4,20	1712	42000				
	169	8,268	4,20	1642	42000				
	188	7,461	4,70	1481	42000				
	207	6,758	5,10	1342	41300				
	228	6,140	5,10	1219	41100				
	250	5,593	5,10	1110	40500				
	274	5,105	5,10	1014	40500				
	300	4,667	5,20	927	40000				
	328	4,272	5,20	848	40000				
	358	3,914	5,20	777	40000				
	94	14,90	1,46	2959	15800				
	104	13,48	1,61	2677	15700				
	114	12,25	1,76	2432	15450				
	125	11,16	1,90	2216	15250				
	137	10,20	1,90	2025	15000				
	150	9,322	1,98	1851	14750				
	166	8,414	1,98	1671	14600				
	184	7,609	2,00	1511	14400				
	203	6,891	2,00	1368	14100				
224	6,247	2,20	1240	13700					
245	5,724	2,30	1136	13550					
270	5,184	2,50	1029	13400					
298	4,700	2,80	933	13200					
<b>37</b> 50	17	80,01	0,95	19298	110000	<b>YPM</b> <b>YPFM</b>	<b>153 / 225 S 4a</b>	151 152	1075 1115
	19	72,09	1,07	17388	110000				
	22	64,76	1,19	15621	110000				
	25	56,82	1,37	13706	110000				
	28	50,72	1,54	12233	110000				
	31	45,52	1,70	10978	110000				
	34	41,03	1,90	9897	110000				
	38	37,13	2,10	8955	110000				
	42	33,69	2,30	8127	110000				
	46	30,65	2,50	7394	110000				
	55	25,51	3,00	6153	110000				
	66	21,32	3,60	5143	110000				
	22	64,40	0,83	15533	75000				
	25	57,14	0,95	13782	75000				
	27	51,05	1,07	12312	75000				
	29	48,36	1,10	11664	75000				
	32	43,20	1,25	10420	75000				
	36	38,80	1,40	9360	75000				
	40	35,02	1,55	8446	75000				
	44	31,72	1,69	7650	75000				
49	28,82	1,87	6951	75000					
53	26,25	2,00	6332	75000					
60	23,20	2,20	5597	75000					
67	21,02	2,40	5069	75000					
52	27,09	1,55	6633	75000					
58	24,16	1,74	5917	75000					
64	21,71	1,93	5316	75000					
74	19,05	2,20	4664	75000					
82	17,00	2,40	4163	75000					
87	16,12	2,50	3947	75000					
97	14,39	3,10	3523	75000					
108	12,91	3,50	3162	75000					
					<b>YPM</b> <b>YPFM</b>	<b>142 / 225 S 4a</b>	143 144	766 801	



P <sub>1</sub> GÜÇ Power Puissance [kW] Hp	n <sub>2</sub> Çıkış Devri Output Speeds Vitesse de sortie [r.p.m]	i Tahvil Ratio Rapport de réduction	S <sub>r</sub> Servis Faktörü Service Factor Service facteur	M <sub>2</sub> Çıkış Momenti Output Torque Couple de sortie [Nm]	F <sub>Q10</sub> Rad. Yük Over Loads Charges radiales [N]	Tip Type Types		 kg
37 50	71	19,61	1,52	4802	37070	YPM YPFM 122 / 225 S 4a	137 138	525 555
	80	17,40	1,66	4261	37070			
	90	15,54	1,84	3806	37070			
	100	13,96	2,00	3419	35570			
	111	12,60	2,40	3085	35570			
	123	11,41	2,60	2795	35570			
	135	10,37	2,90	2539	35570			
	148	9,445	3,20	2313	34070			
	162	8,621	3,40	2111	34070			
	169	8,268	3,40	2025	34070			
	188	7,461	3,80	1827	34070			
	207	6,758	4,10	1655	34070			
	228	6,140	4,10	1504	32570			
	250	5,593	4,10	1370	32570			
	274	5,105	4,10	1250	32570			
300	4,667	4,20	1143	32570				
328	4,272	4,20	1046	32570				
358	3,914	4,20	958	32570				
45 60	22	64,76	0,98	18998	110000	YPM YPFM 153 / 225 M 4c	151 152	1091 1131
	25	56,82	1,13	16669	110000			
	28	50,72	1,26	14878	110000			
	31	45,52	1,40	13352	110000			
	34	41,03	1,56	12037	110000			
	38	37,13	1,72	10891	110000			
	42	33,69	1,90	9884	110000			
	46	30,65	2,10	8992	110000			
	55	25,51	2,50	7483	110000			
	66	21,32	3,00	6255	110000			
	50	28,27	2,30	8419	110000			
	58	24,20	2,50	7207	110000			
	65	21,65	2,90	6448	110000			
	72	19,51	3,10	5809	110000			
	29	48,36	0,90	14186	75000			
	32	43,20	1,03	12672	75000			
	36	38,80	1,15	11383	75000			
	40	35,02	1,27	10272	75000			
	44	31,72	1,39	9304	75000			
	49	28,82	1,54	8454	75000			
	53	26,25	1,68	7701	75000			
	60	23,20	1,83	6807	75000			
	67	21,02	2,00	6165	75000			
	52	27,09	1,04	8067	75000			
	58	24,16	1,43	7196	75000			
	64	21,71	1,59	6465	75000			
	74	19,05	1,80	5672	75000			
	82	17,00	1,97	5063	75000			
	87	16,12	2,10	4800	75000			
	97	14,39	2,50	4285	75000			
108	12,91	2,80	3845	75000				
120	11,64	3,10	3466	75000				
133	10,53	3,40	3136	75000				
146	9,557	3,50	2846	75000				
161	8,695	3,80	2590	75000				
182	7,712	4,00	2297	75000				
201	6,978	4,10	2078	75000				
221	6,333	4,10	1886	75000				
						YPM YPFM 142 / 225 M 4c	143 144	782 817





P <sub>1</sub> GÜÇ Power Puissance [kW] Hp	n <sub>2</sub> Çıkış Devri Output Speeds Vitesse de sortie [r.p.m]	i Tahvil Ratio Rapport de réduction	S <sub>r</sub> Servis Faktörü Service Factor Service facteur	M <sub>2</sub> Çıkış Momenti Output Torque Couple de sortie [Nm]	F <sub>Q10</sub> Rad. Yük Over Loads Charges radiales [N]	Tip Type Types		 kg			
45 60	71	19,61	1,25	5840	34500	YPM YPFM	122 / 225 M 4c	137 138	570 600		
	80	17,40	1,37	5182	34500						
	90	15,54	1,52	4629	34500						
	100	13,96	1,66	4158	33000						
	111	12,60	1,96	3753	33000						
	123	11,41	2,20	3399	33000						
	135	10,37	2,40	3088	33000						
	148	9,445	2,60	2813	31500						
	162	8,621	2,80	2568	31500						
	169	8,268	2,80	2462	31500						
	188	7,461	3,10	2222	31500						
	207	6,758	3,40	2013	31500						
	228	6,140	3,40	1829	30000						
	250	5,593	3,40	1666	30000						
	274	5,105	3,40	1520	30000						
300	4,667	3,50	1390	30000							
328	4,272	3,50	1272	30000							
358	3,914	3,50	1166	30000							
55 75	25	56,82	0,93	20374	110000	YPM YPFM	153 / 250 M 4c	151 152	1181 1221		
	28	50,72	1,03	18184	110000						
	31	45,52	1,14	16319	110000						
	34	41,03	1,27	14712	110000						
	38	37,13	1,41	13311	110000						
	42	33,69	1,56	12081	110000						
	46	30,65	1,68	10991	110000						
	55	25,51	2,00	9146	110000						
	66	21,32	2,40	7645	110000						
	55 75	50	28,27	1,88	10290	110000	YPM YPFM	152 / 250 M 4c	151 152	1171 1211	
		58	24,20	2,10	8809	110000					
		65	21,65	2,40	7880	110000					
		72	19,51	2,60	7100	110000					
		79	17,68	2,90	6436	110000					
		87	16,11	3,20	5863	110000					
		95	14,74	3,50	5364	110000					
		40	35,02	1,04	12555	75000					
		44	31,72	1,14	11372	75000					
		55 75	49	28,82	1,26	10333	75000	YPM YPFM	143 / 250 M 4c	143 144	880 915
			53	26,25	1,38	9412	75000				
			60	23,20	1,50	8319	75000				
			67	21,02	1,66	7536	75000	YPM YPFM	142 / 250 M 4c	143 144	872 907
			58	24,16	1,17	8796	75000				
			64	21,71	1,30	7902	75000				
			74	19,05	1,48	6933	75000				
			82	17,00	1,61	6188	75000				
			87	16,12	1,68	5867	75000				
			97	14,39	2,10	5237	75000				
			108	12,91	2,30	4700	75000				
			120	11,64	2,50	4237	75000				
			133	10,53	2,80	3833	75000				
			146	9,557	2,90	3479	75000				
			161	8,695	3,10	3165	75000				
182		7,712	3,30	2807	75000						
201		6,978	3,30	2540	75000						
221		6,333	3,30	2305	75000						
243		5,761	3,40	2097	75000						
292		4,795	3,40	1745	75000						
349		4,007	3,60	1459	75000						



P <sub>1</sub> GÜÇ Power Puissance [kW] Hp	n <sub>2</sub> Çıkış Devri Output Speeds Vitesse de sortie [r.p.m]	i Tahvil Ratio Rapport de réduction	S <sub>r</sub> Servis Faktörü Service Factor Service facteur	M <sub>2</sub> Çıkış Momenti Output Torque Couple de sortie [Nm]	F <sub>Q10</sub> Rad. Yük Over Loads Charges radiales [N]	Tip Type Types		 kg						
75 100	31	45,52	0,84	22254	110000	YPM YPFM	153 / 280 S 4	151 152	1311 1351					
	34	41,03	0,94	20061	110000									
	38	37,13	1,04	18151	110000									
	42	33,69	1,14	16473	110000									
	46	30,65	1,23	14987	110000									
	55	25,51	1,50	12472	110000									
		66	21,32	1,79	10424	110000	YPM YPFM	152 / 280 S 4	151 152	1301 1341				
		79	17,68	2,10	8776	110000								
		87	16,11	2,30	7996	110000								
		95	14,74	2,50	7315	110000								
		103	13,53	2,80	6717	110000								
		122	11,52	3,30	5716	110000								
		142	9,891	3,80	4910	110000	YPM YPFM	143 / 280 S 4	143 144	1010 1045				
		49	28,82	0,92	14090	75000								
		53	26,25	1,01	12834	75000								
		60	23,20	1,10	11345	75000								
		67	21,02	1,22	10276	75000								
		64	21,71	0,95	10775	75000								
		74	19,05	1,08	9454	75000	YPM YPFM	142 / 280 S 4	143 144	1002 1037				
		82	17,00	1,18	8438	75000								
		87	16,12	1,23	8001	75000								
		97	14,39	1,53	7141	75000								
		108	12,91	1,73	6409	75000								
		120	11,64	1,87	5777	75000								
	133	10,53	2,10	5227	75000									
	146	9,557	2,10	4744	75000									
	161	8,695	2,30	4316	75000									
	182	7,712	2,40	3828	75000									
	201	6,978	2,50	3464	75000									
	221	6,333	2,50	3144	75000									
	243	5,761	2,50	2860	75000	YPM YPFM	142 / 280 S 4	143 144	1002 1037					
	292	4,795	2,50	2380	75000									
	349	4,007	2,60	1989	75000									
90 120	42	33,69	0,95	19768	110000					YPM YPFM	153 / 280 M 4	151 152	1376 1416	
	46	30,65	1,02	17985	110000									
	55	25,51	1,25	14966	110000									
	66	21,32	1,49	12509	110000									
	79	17,68	1,77	10532	110000									
	87	16,11	1,95	9595	110000									
		95	14,74	2,10	8778					110000	YPM YPFM	152 / 280 M 4	151 152	1366 1406
		103	13,53	2,30	8061					110000				
		122	11,52	2,70	6859					110000				
		142	9,891	3,10	5892	110000								
		60	23,20	0,92	13614	75000								
		67	21,02	1,01	12331	75000								
		74	19,05	0,90	11345	75000	YPM YPFM	142 / 280 M 4	143 144	1067 1102				
		82	17,00	0,98	10126	75000								
		87	16,12	1,03	9601	75000								
		97	14,39	1,27	8569	75000								
		108	12,91	1,44	7690	75000								
		120	11,64	1,56	6933	75000								
		133	10,53	1,73	6273	75000								
		146	9,557	1,77	5693	75000								
	161	8,695	1,90	5179	75000									
	182	7,712	2,00	4594	75000									



P <sub>1</sub> GÜÇ Power Puissance [kW] Hp	n <sub>2</sub> Çıkış Devri Output Speeds Vitesse de sortie [r.p.m]	i Tahvil Ratio Rapport de réduction	S <sub>r</sub> Servis Faktörü Service Factor Service facteur	M <sub>2</sub> Çıkış Momenti Output Torque Couple de sortie [Nm]	F <sub>Q10</sub> Rad. Yük Over Loads Charges radiales [N]	Tip Type Types		 kg
<b>90</b> 120	201	6,978	2,10	4156	75000	<b>YPM</b> <b>YPFM</b> <b>142 / 280 M 4</b>	143	1067
	221	6,333	2,10	3772	75000			
	243	5,761	2,10	3432	75000			
	292	4,795	2,10	2856	75000			
	349	4,007	2,20	2387	75000			
<b>110</b> 150	46	30,65	0,84	21981	110000	<b>YPM</b> <b>YPFM</b> <b>153 / 315 S 4</b>	151	1545
	55	25,51	1,02	18292	110000			
	66	21,32	1,22	15289	110000	<b>YPM</b> <b>YPFM</b> <b>152 / 315 S 4</b>	151	1535
	79	17,68	1,45	12872	110000			
	87	16,11	1,60	11727	110000			
	95	14,74	1,75	10729	110000			
	103	13,53	1,90	9852	110000			
	122	11,52	2,20	8383	110000			
142	9,891	2,60	7201	110000	<b>YPM</b> <b>YPFM</b> <b>152 / 315 M 4a</b>	151	1612	
79	17,68	1,20	15446	110000				
87	16,11	1,33	14072	110000				
95	14,74	1,45	12875	110000				
103	13,53	1,58	11823	110000				
122	11,52	1,84	10060	110000				
142	9,891	2,10	8641	110000	<b>YPM</b> <b>YPFM</b> <b>152 / 315 M 4b</b>	151	1633	
87	16,11	1,10	17057	110000				
95	14,74	1,20	15605	110000				
103	13,53	1,30	14331	110000				
122	11,52	1,51	12194	110000	<b>YPM</b> <b>YPFM</b> <b>152 / 315 L 4a</b>	151	1713	
142	9,891	1,78	10474	110000				
103	13,53	1,13	16570	110000				
122	11,52	1,31	14099	110000	<b>YPM</b> <b>YPFM</b> <b>152 / 315 L 4b</b>	151	1753	
142	9,891	1,55	12110	110000				
<b>200</b> 270	122	11,52	1,21	15242	110000	<b>YPM</b> <b>YPFM</b>	152	1766
	142	9,891	1,43	13092	110000			



Servis Faktörü Service Factor Service facteur  $S_f=1$	P <sub>1</sub> GÜÇ Power Puissance  [kW]	n <sub>2</sub> Çıkış Devri Output Speeds Vitesse de sortie [r.p.m] (n <sub>1</sub> =1400rpm)	i Tahvil Ratio Rapport de réduction	M <sub>2</sub> Çıkış Momenti Output Torque Couple de sortie [Nm]	F <sub>Q1</sub> Rad. Yük Over Loads Charges radiales [N]	F <sub>Q10</sub> Rad. Yük Over Loads Charges radiales [N]	Tip Type Types			kg	
<b>130 Nm</b>	0,15	10	137,13	130	390	4000	YP YPF	43	103 104	12 13	
	0,17	12	118,07	130	390	4000					
	0,19	14	102,63	130	390	4000					
	0,22	16	89,88	130	390	4000					
	0,23	16	85,56	130	390	4000					
	0,27	19	74,93	130	390	4000					
	0,30	21	66	130	390	4000					
	0,32	23	62,18	130	390	4000					
	0,34	24	58,4	130	390	4000					
	0,38	27	51,84	130	390	4000					
	0,41	29	48,32	130	390	4000					
	0,47	33	42,75	130	390	4000					
	0,53	37	37,95	130	390	4000					
	0,59	41	33,99	130	390	4000					
	0,67	47	29,94	130	390	3120					
	0,75	53	26,49	130	390	3120					
	0,85	60	23,51	130	390	3120					
	0,87	62	22,54	130	390	3240					
	<b>200 Nm</b>	1,0	72	19,4	130	390	3240	YP YPF	42	103 104	12 13
		1,2	83	16,87	130	390	3240				
		1,3	95	14,77	130	390	3240				
		1,5	108	13,01	130	390	3240				
		1,7	122	11,51	130	390	2580				
		1,9	137	10,22	130	390	2580				
		2,1	147	9,52	130	390	2580				
		2,3	166	8,43	130	390	2580				
		2,6	187	7,48	130	390	2580				
		2,9	209	6,7	130	390	2580				
3,3		237	5,9	130	390	2580					
3,8		268	5,22	130	390	2240					
4,2		302	4,63	130	390	2240					
<b>200 Nm</b>		0,00	0,19	7251	200	390	4500				
	0,01	0,22	6352	200	390	4500					
	0,01	0,24	5772	200	390	4500					
	0,01	0,27	5097	200	390	4500					
	0,01	0,31	4530	200	390	4500					
	0,01	0,35	4048	200	390	4500					
	0,01	0,39	3631	200	390	4500					
	0,01	0,43	3269	200	390	4500					
	0,01	0,47	2950	200	390	4500					
	0,01	0,52	2668	200	390	4500					
	0,01	0,58	2403	200	390	4500					
	0,02	0,66	2136	200	390	4500					
	0,02	0,73	1908	200	390	4500					
	0,02	0,82	1712	200	390	4500					
	0,02	0,91	1541	200	390	4500					
	0,02	1,0	1391	200	390	4500					
	0,02	1,0	1360	200	390	4500					
	0,03	1,2	1191	200	390	4500					
	0,03	1,3	1052	200	390	4500					
	0,03	1,5	934	200	390	4500					
	0,04	1,7	835	200	390	4500					
	0,04	1,9	749	200	390	4500					
	0,05	2,1	675	200	390	4500					
	0,05	2,3	609	200	390	4500					
	0,06	2,5	551	200	390	4500					
	0,06	2,7	523	200	390	4500					
	0,07	3,0	463	200	390	4500					
	0,08	3,6	394	200	390	4500					
	0,10	4,4	318	200	390	4500					
	<b>200 Nm</b>	0,03	1,3	1052	200	390	4500	YP YPF	52 İR 43	107 108	28 29
0,03		1,5	934	200	390	4500					
0,04		1,7	835	200	390	4500					
0,04		1,9	749	200	390	4500					
0,05		2,1	675	200	390	4500					
0,05		2,3	609	200	390	4500					
0,06		2,5	551	200	390	4500					
0,06		2,7	523	200	390	4500					
0,07		3,0	463	200	390	4500					
0,08		3,6	394	200	390	4500					
0,10		4,4	318	200	390	4500					



Servis Faktörü Service Factor Service facteur  $S_f=1$	$P_1$ GÜÇ Power Puissance  [kW]	$n_2$ Çıkış Devri Output Speeds Vitesse de sortie [r.p.m] ( $n_1=1400$ rpm)	$i$ Tahvil Ratio Rapport de réduction	$M_2$ Çıkış Momenti Output Torque Couple de sortie [Nm]	$F_{Q1}$ Rad. Yük Over Loads Charges radiales [N]	$F_{Q10}$ Rad. Yük Over Loads Charges radiales [N]	Tip Type Types			kg
<b>200 Nm</b>	0,02	1,0	1339	200	390	4500	YP YPF	53 İR 42	107 108	27 28
	0,03	1,2	1173	200	390	4500				
	0,03	1,3	1066	200	390	4500				
	0,03	1,5	941	200	390	4500				
	0,04	1,7	836	200	390	4500				
	0,04	1,9	747	200	390	4500				
	0,05	2,1	654	200	390	4500				
	0,05	2,4	587	200	390	4500				
	0,06	2,7	517	200	390	4500				
	0,08	3,3	420	200	390	4500				
	0,08	3,7	380	200	390	4500				
	0,09	4,0	352	200	390	4500				
	0,10	4,4	316	200	390	4500				
	0,11	4,9	284	200	390	4500				
	0,12	5,4	257	200	390	4500				
	0,13	5,6	249	200	390	4500				
	0,14	6,2	225	200	390	4500				
	0,16	7,1	198	200	390	4500				
	0,18	8,2	171	200	390	4500				
	0,21	9,1	154	200	390	4500				
	0,23	10	137	200	390	4500				
	0,26	11	123	200	390	4500				
	0,29	13	110	200	390	4500				
	0,32	14	98,0	200	390	4500				
	0,22	10	137,31	200	475	4500				
	0,26	12	119,07	200	475	4500				
	0,29	13	104,31	200	475	4500				
	0,32	15	94,78	200	475	4500				
	0,37	17	83,71	200	475	4500				
	0,41	19	74,40	200	475	4500				
	0,46	21	66,47	200	475	4500				
	0,51	23	59,64	200	475	4500				
	0,57	26	53,68	200	475	4500				
	0,63	29	48,45	200	475	4500				
	0,70	32	43,81	200	475	4500				
	0,78	35	39,46	200	475	4500				
	0,87	40	35,07	200	475	4500				
	0,98	45	31,33	200	475	4500				
	1,1	50	28,11	200	475	4500				
	1,2	55	25,30	200	475	4500				
	1,3	61	22,84	200	475	4500				
	1,2	54	25,75	200	475	4500				
1,4	63	22,33	200	475	4500					
1,5	72	19,56	200	475	4500					
1,7	81	17,27	200	475	4500					
2,0	91	15,35	200	475	4000					
2,2	102	13,72	200	475	4000					
2,5	114	12,31	200	475	4000					
2,7	126	11,08	200	475	4000					
3,0	140	10,00	200	475	4000					
3,3	155	9,04	200	475	4000					
3,5	163	8,59	200	475	4000					
4,0	184	7,60	200	475	3500					
4,2	193	7,24	200	475	3500					
4,7	217	6,47	200	475	3500					
5,2	241	5,80	200	475	3500					
5,8	268	5,22	200	475	3500					
6,4	297	4,71	200	475	3500					
							YP YPF	52	105 106	16 18



Servis Faktörü Service Factor Service facteur  $S_f=1$	P <sub>1</sub> GÜÇ Power Puissance  [kW]	n <sub>2</sub> Çıkış Devri Output Speeds Vitesse de sortie [r.p.m] (n <sub>1</sub> =1400rpm)	i Tahvil Ratio Rapport de réduction	M <sub>2</sub> Çıkış Momenti Output Torque Couple de sortie [Nm]	F <sub>Q1</sub> Rad. Yük Over Loads Charges radiales [N]	F <sub>Q10</sub> Rad. Yük Over Loads Charges radiales [N]	Tip Type Types			 kg
	<b>200 Nm</b>	7,1	328	4,26	200	475	3500	YP YPF	52	105
7,5		346	4,05	200	475	3500	106			18
8,4		391	3,58	200	475	3500				
<b>400 Nm</b>	0,01	0,12	11636	400	390	7000	YP YPF	63 İR 43	111 112	39 41
	0,01	0,13	11047	400	390	7000				
	0,01	0,15	9603	400	390	7000				
	0,01	0,18	7948	400	390	7000				
	0,01	0,19	7409	400	390	7000				
	0,01	0,22	6489	400	390	7000				
	0,01	0,25	5626	400	390	7000				
	0,01	0,29	4838	400	390	7000				
	0,01	0,32	4400	400	390	7000				
	0,02	0,36	3876	400	390	7000				
	0,02	0,43	3237	400	390	7000				
	0,02	0,46	3060	400	390	7000				
	0,02	0,51	2729	400	390	7000				
	0,03	0,57	2473	400	390	7000				
	0,03	0,70	1996	400	390	7000				
	0,02	0,55	2566	400	390	7000	YP YPF	62 İR 43	111 112	36 38
	0,03	0,63	2209	400	390	7000				
	0,03	0,73	1920	400	390	7000				
	0,04	0,83	1682	400	390	7000				
	0,04	0,93	1509	400	390	7000				
	0,04	1,00	1407	400	390	7000				
	0,05	1,1	1220	400	390	7000				
	0,06	1,3	1105	400	390	7000				
	0,06	1,4	1005	400	390	7000				
	0,07	1,6	893	400	390	7000				
	0,08	1,7	809	400	390	7000				
	0,09	2,0	707	400	390	7000				
	0,10	2,3	619	400	390	7000				
	0,12	2,6	538	400	390	7000				
	0,13	2,9	491	400	390	7000				
	0,15	3,2	433	400	390	7000				
	0,17	3,7	382	400	390	7000				
	0,19	4,1	338	400	390	7000				
	0,21	4,7	300	400	390	7000				
	0,24	5,2	267	400	390	7000				
	0,03	0,75	1867	400	390	7000				
	0,04	0,79	1773	400	390	7000				
	0,04	0,95	1467	400	390	7000				
	0,05	1,0	1368	400	390	7000				
	0,05	1,2	1198	400	390	7000				
	0,06	1,3	1055	400	390	7000				
	0,07	1,5	915	400	390	7000				
0,08	1,8	787	400	390	7000					
0,09	2,0	715	400	390	7000					
0,11	2,3	598	400	390	7000					
0,11	2,5	552	400	390	7000	YP YPF	63 İR 42	111 112	38 40	
0,14	3,1	457	400	390	7000					
0,17	3,8	366	400	390	7000					
0,19	4,2	333	400	390	7000					
0,23	5,0	278	400	390	7000					
0,27	6,0	234	400	390	7000					
0,30	6,7	210	400	390	7000					
0,34	7,5	186	400	390	7000					
0,37	8,3	169	400	390	7000					
0,42	9,3	150	400	390	7000					
0,48	11	133	400	390	7000					
0,54	12	118	400	390	7000					



Servis Faktörü Service Factor Service facteur  $S_f=1$	P <sub>1</sub> GÜÇ Power Puissance  [kW]	n <sub>2</sub> Çıkış Devri Output Speeds Vitesse de sortie [r.p.m] (n <sub>1</sub> =1400rpm)	i Tahvil Ratio Rapport de réduction	M <sub>2</sub> Çıkış Momenti Output Torque Couple de sortie [Nm]	F <sub>Q1</sub> Rad. Yük Over Loads Charges radiales [N]	F <sub>Q10</sub> Rad. Yük Over Loads Charges radiales [N]	Tip Type Types			kg	
400 Nm	0,18	3,9	355	400	390	7000	YP YPF	62 İR 42	111 112	35 37	
	0,22	5,0	279	400	390	7000					
	0,24	5,4	260	400	390	7000					
	0,28	6,2	225	400	390	7000					
	0,31	6,9	204	400	390	7000					
	0,35	7,8	179	400	390	7000					
	0,38	8,6	162	400	390	7000					
	0,43	9,7	144	400	390	7000					
	0,48	11	131	400	390	7000					
		0,32	7,4	190,17	400	590	7000	YP YPF	63	109 110	32 34
		0,35	7,9	177,47	400	590	7000				
		0,37	8,4	166,10	400	590	7000				
		0,39	8,9	157,69	400	590	7000				
		0,47	11	130,52	400	590	7000				
		0,50	12	121,67	400	590	7000				
		0,58	13	105,48	400	590	7000				
		0,68	15	90,72	400	590	7000				
		0,74	17	82,51	400	590	7000				
		0,89	20	68,90	400	590	7000	YP YPF	63	109 110	32 34
		0,94	21	65,14	400	590	7000				
		0,96	22	63,66	400	590	7000				
		1,1	24	58,09	400	590	7000				
		1,2	27	52,64	400	590	7000				
		1,3	29	47,69	400	590	7000				
		1,4	32	43,37	400	590	7000				
		1,7	39	36,22	400	590	7000				
		2,0	46	30,54	400	590	7000				
		1,9	44	31,54	400	590	6350	YP YPF	62	109 110	29 31
		2,4	56	24,78	400	590	6350				
		2,6	61	23,10	400	590	6350				
		3,0	70	20,03	400	590	6350				
		3,3	77	18,14	400	590	6350				
		3,7	85	16,50	400	590	6350				
	4,1	95	14,67	400	590	6350					
	4,5	105	13,29	400	590	6350					
	5,0	116	12,09	400	590	6350					
	5,2	121	11,62	400	590	6350					
	6,0	139	10,09	400	590	6350					
	6,6	152	9,21	400	590	6350					
	7,1	165	8,51	400	590	6350	YP YPF	73 İR 53	117 118	66 70	
	7,4	172	8,13	400	590	6350					
	8,4	194	7,20	400	590	6350					
	9,5	219	6,39	400	590	6350					
	10,6	247	5,68	400	590	6350					
	0,01	0,07	19587	800	475	13500					
800 Nm	0,01	0,08	16495	800	475	13500	YP YPF	73 İR 53	117 118	66 70	
	0,01	0,10	14304	800	475	13500					
	0,01	0,11	12691	800	475	13500					
	0,01	0,12	11240	800	475	13500					
	0,01	0,14	9972	800	475	13500					
	0,01	0,16	8621	800	475	13500					
	0,02	0,20	6967	800	475	13500					
	0,02	0,24	5921	800	475	13500					
	0,02	0,26	5364	800	475	13500					
	0,03	0,28	4914	800	475	13500					
	0,03	0,35	3972	800	475	13500					
	0,04	0,41	3375	800	475	13500					
	0,04	0,46	3058	800	475	13500					



Servis Faktörü Service Factor Service facteur  $S_f=1$	P <sub>1</sub> GÜÇ Power Puissance  [kW]	n <sub>2</sub> Çıkış Devri Output Speeds Vitesse de sortie [r.p.m] (n <sub>1</sub> =1400rpm)	i Tahvil Ratio Rapport de réduction	M <sub>2</sub> Çıkış Momenti Output Torque Couple de sortie [Nm]	F <sub>Q1</sub> Rad. Yük Over Loads Charges radiales [N]	F <sub>Q10</sub> Rad. Yük Over Loads Charges radiales [N]	Tip Type Types				kg	
800 Nm	0,05	0,50	2781	800	475	13500	YP YPF	73 İR 53			117	66
	0,06	0,60	2322	800	475	13500					118	70
	0,06	0,64	2178	800	475	13500						
	0,06	0,71	1981	800	475	13500						
	0,08	0,85	1654	800	475	13500						
	0,04	0,40	3481	800	475	13500	YP YPF	72 İR 53			117	63
	0,04	0,47	2958	800	475	13500					118	67
	0,05	0,54	2609	800	475	13500						
	0,05	0,60	2320	800	475	13500						
	0,06	0,65	2160	800	475	13500						
	0,07	0,73	1905	800	475	13500						
	0,07	0,83	1694	800	475	13500						
	0,08	0,91	1534	800	475	13500						
	0,09	1,0	1355	800	475	13500						
	0,11	1,2	1204	800	475	13500						
	0,12	1,3	1076	800	475	13500						
	0,13	1,5	965	800	475	13500						
	0,14	1,6	875	800	475	13500						
	0,16	1,8	772	800	475	13500						
	0,18	2,0	686	800	475	13500					YP YPF	72 İR 53
	0,21	2,3	613	800	475	13500	118	67				
	0,23	2,5	550	800	475	13500						
	0,26	2,8	495	800	475	13500						
	0,28	3,1	447	800	475	13500						
	0,31	3,5	404	800	475	13500	YP YPF	73 İR 52			117	65
	0,05	0,56	2503	800	475	13500					118	69
	0,06	0,63	2220	800	475	13500						
	0,07	0,73	1919	800	475	13500						
	0,08	0,90	1551	800	475	13500						
	0,10	1,1	1318	800	475	13500						
	0,11	1,2	1194	800	475	13500						
	0,12	1,3	1086	800	475	13500						
	0,14	1,5	907	800	475	13500						
	0,15	1,7	840	800	475	13500						
	0,18	2,0	702	800	475	13500						
	0,19	2,1	665	800	475	13500						
	0,21	2,4	591	800	475	13500						
	0,22	2,5	565	800	475	13500						
	0,25	2,8	500	800	475	13500					YP YPF	72 İR 52
	0,22	2,5	566	800	475	13500	118	66				
	0,26	2,9	482,98	800	475	13500						
	0,29	3,3	428,50	800	475	13500	YP YPF	74			115	39
	0,34	3,8	370,44	800	475	13500					116	43
	0,42	4,7	299,38	800	475	13500						
	0,49	5,5	254,24	800	475	13500						
	0,54	6,1	230,48	800	475	13500						
	0,58	6,6	212,23	800	590	13500	YP YPF	73			113	53
	0,62	7,1	198,05	800	590	13500					114	57
	0,66	7,6	185,37	800	590	13500						
	0,75	8,5	164,46	800	590	13500						
0,84	9,6	145,66	800	590	13500							
0,95	11	129,23	800	590	13500							
1,1	13	111,72	800	590	13500							
1,4	16	90,29	800	590	12500							
1,6	18	76,73	800	590	12500							
1,8	20	69,51	800	590	12500							
1,9	22	63,22	800	590	12500							





Servis Faktörü Service Factor Service facteur  $S_f=1$	P <sub>1</sub> GÜÇ Power Puissance  [kW]	n <sub>2</sub> Çıkış Devri Output Speeds Vitesse de sortie [r.p.m] (n <sub>1</sub> =1400rpm)	i Tahvil Ratio Rapport de réduction	M <sub>2</sub> Çıkış Momenti Output Torque Couple de sortie [Nm]	F <sub>Q1</sub> Rad. Yük Over Loads Charges radiales [N]	F <sub>Q10</sub> Rad. Yük Over Loads Charges radiales [N]	Tip Type Types			kg				
<b>800 Nm</b>	2,3	27	52,79	800	590	12500	YP YPF	73	113 114	53 57				
	2,5	28	50,03	800	590	12500								
	2,8	31	44,51	800	590	12000								
	2,9	33	42,51	800	590	12000								
	3,3	37	37,65	800	590	12000								
	3,7	42	33,42	800	590	12000								
	4,1	47	29,69	800	590	12000								
	3,7	42	32,94	800	590	12000								
	YP YPF	4,3	50	28,00	800	590	12000	72	113 114	50 54				
		4,9	57	24,69	800	590	12000							
		5,5	64	21,96	800	590	12000							
		6,1	70	19,89	800	590	12000							
		6,9	80	17,56	800	590	12000							
		7,7	90	15,61	800	590	12000							
		8,7	100	13,95	800	590	11000							
		9,7	112	12,51	800	590	11000							
		10,7	124	11,26	800	590	11000							
		11,9	138	10,17	800	590	11000							
		13,1	152	9,19	800	590	11000							
		14,5	168	8,33	800	590	11000							
		15,4	179	7,83	800	590	10500							
		16,0	185	7,55	800	590	10500							
	17,3	200	7,00	800	590	10500								
	YP YPF	19,3	223	6,28	800	590	10000	72	113 114	50 54				
		21,4	248	5,65	800	590	10000							
		23,7	275	5,10	800	590	10000							
		26,2	304	4,61	800	590	10000							
		28,9	335	4,18	800	590	10000							
31,9		370	3,79	800	590	10000								
<b>1500 Nm</b>		0,01	0,07	21318	1500	475	17250				YP YPF	83 İR 53	123 124	95 101
		0,01	0,08	18430	1500	475	17250							
		0,02	0,09	15520	1500	475	17250							
		0,02	0,10	13459	1500	475	17250							
		0,02	0,12	11791	1500	475	17250							
		0,02	0,13	10554	1500	475	17250							
		0,03	0,15	9308	1500	475	17250							
		0,03	0,17	8437	1500	475	17250							
	0,03	0,19	7547	1500	475	17250								
	0,04	0,21	6712	1500	475	17250								
	0,04	0,23	6010	1500	475	17250								
	0,04	0,26	5420	1500	475	17250								
	0,05	0,29	4786	1500	475	17250								
	0,06	0,32	4349	1500	475	17250								
	0,06	0,35	3944	1500	475	17250								
	0,07	0,42	3302	1500	475	17250								
	0,08	0,48	2944	1500	475	17250								
	0,09	0,53	2643	1500	475	17250								
	0,10	0,59	2387	1500	475	17250								
	0,11	0,66	2121	1500	475	17250								
	YP YPF	0,09	0,51	2730	1500	475	17250	82 İR 53	123 124	92 98				
		0,10	0,61	2299	1500	475	17250							
		0,12	0,68	2050	1500	475	17250							
		0,13	0,79	1778	1500	475	17250							
		0,15	0,90	1558	1500	475	17250							
		0,19	1,1	1263	1500	475	17250							
		0,21	1,3	1115	1500	475	17250							
		0,23	1,4	1013	1500	475	17250							
		0,26	1,5	918	1500	475	17250							
		0,29	1,7	822	1500	475	17250							



Servis Faktörü Service Factor Service facteur  $S_f=1$	P <sub>1</sub> GÜÇ Power Puissance  [kW]	n <sub>2</sub> Çıkış Devri Output Speeds Vitesse de sortie [r.p.m] (n <sub>1</sub> =1400rpm)	i Tahvil Ratio Rapport de réduction	M <sub>2</sub> Çıkış Momenti Output Torque Couple de sortie [Nm]	F <sub>Q1</sub> Rad. Yük Over Loads Charges radiales [N]	F <sub>Q10</sub> Rad. Yük Over Loads Charges radiales [N]	Tip Type Types			kg
1500 Nm	0,13	0,74	1884	1500	475	17250	YP YPF	83 İR 52	123 124	94 100
	0,14	0,82	1699	1500	475	17250				
	0,15	0,91	1540	1500	475	17250				
	0,18	1,1	1290	1500	475	17250				
	0,21	1,2	1130	1500	475	17250				
	0,24	1,4	998	1500	475	17250				
	0,27	1,6	890	1500	475	17250				
	0,30	1,8	799	1500	475	17250				
	0,33	1,9	721	1500	475	17250				
	0,37	2,2	641	1500	475	17250				
	0,35	2,1	663,81	1500	475	17250	YP YPF	84	121 122	76 82
	0,39	2,4	594,20	1500	475	17250				
	0,44	2,6	528,44	1500	475	17250				
	0,49	3,0	473,20	1500	475	17250				
	0,55	3,3	426,64	1500	475	17250				
	0,61	3,6	384,21	1500	475	17250				
	0,72	4,3	323,97	1500	475	17250				
	0,81	4,8	288,84	1500	475	17250				
	0,90	5,4	259,33	1500	475	17250				
	0,95	5,8	242,30	1500	1200	17250				
	1,1	6,7	209,47	1500	1200	17250	YP YPF	83	119 120	83 89
	1,1	6,9	201,75	1500	1200	17250				
	1,3	8,0	174,42	1500	1200	17250				
	1,5	9,0	156,13	1500	1200	17250				
	1,5	9,1	153,81	1500	1200	17250				
	1,7	10	137,68	1500	1200	17250				
	1,9	11	122,44	1500	1200	17250				
	2,1	13	109,64	1500	1200	17250				
	2,3	14	98,86	1500	1200	17250				
	2,6	16	89,02	1500	1200	17250				
	3,1	19	75,07	1500	1200	17250				
	3,4	21	66,93	1500	1200	17250				
	3,8	23	60,09	1500	1200	17250				
	4,2	26	54,26	1500	1200	17250				
	4,8	29	48,22	1500	1200	17250				
	5,4	33	42,58	1500	1200	17250				
	6,8	41	33,81	1500	1200	17250				
	7,6	46	30,34	1500	1200	17250				
	8,4	51	27,31	1500	1200	17250				
	9,3	57	24,65	1500	1200	17250				
	10,3	63	22,29	1500	1200	17250				
	8,8	54	25,84	1500	1200	14500	YP YPF	82	119 120	80 86
9,8	61	23,04	1500	1200	14500					
11,0	68	20,69	1500	1200	14500					
12,1	75	18,68	1500	1200	14500					
13,7	84	16,60	1500	1200	14500					
15,2	94	14,90	1500	1200	14500					
16,9	104	13,43	1500	1200	14500					
19,0	117	11,94	1500	1200	14500					
19,6	121	11,57	1500	1200	14500					
20,6	127	11,03	1500	1200	14500					
21,7	134	10,45	1500	1200	14500					
22,6	140	10,03	1500	1200	14500					
24,4	151	9,29	1500	1200	14500					
27,2	168	8,33	1500	1200	14500					
30,2	186	7,51	1500	1200	14500					



Servis Faktörü Service Factor Service facteur  $S_f=1$	P <sub>1</sub> GÜÇ Power Puissance  [kW]	n <sub>2</sub> Çıkış Devri Output Speeds Vitesse de sortie [r.p.m] (n <sub>1</sub> =1400rpm)	i Tahvil Ratio Rapport de réduction	M <sub>2</sub> Çıkış Momenti Output Torque Couple de sortie [Nm]	F <sub>Q1</sub> Rad. Yük Over Loads Charges radiales [N]	F <sub>Q10</sub> Rad. Yük Over Loads Charges radiales [N]	Tip Type Types			kg
<b>1500 Nm</b>	34,0	210	6,67	1500	1200	14500	YP YPF	82	119 120	80 86
	36,7	227	6,17	1500	1200	14500				
	40,4	249	5,61	1500	1200	14500				
	44,3	274	5,12	1500	1200	14500				
	48,5	300	4,67	1500	1200	14500				
	53,1	328	4,27	1500	1200	14500				
<b>3000 Nm</b>	0,02	0,06	22924	3000	590	25000	YP YPF	93 İR 63	129 130	137 140
	0,02	0,07	20793	3000	590	25000				
	0,03	0,08	18471	3000	590	25000				
	0,03	0,09	16468	3000	590	25000				
	0,03	0,10	13798	3000	590	25000				
	0,04	0,11	12460	3000	590	25000				
	0,04	0,13	11072	3000	590	25000				
	0,05	0,14	10315	3000	590	25000				
	0,05	0,15	9197	3000	590	25000				
	0,06	0,17	8257	3000	590	25000				
	0,06	0,19	7457	3000	590	25000				
	0,08	0,22	6372	3000	590	25000				
	0,08	0,24	5744	3000	590	25000				
	0,09	0,27	5198	3000	590	25000				
	0,10	0,30	4717	3000	590	25000				
	0,11	0,32	4402	3000	590	25000				
	0,12	0,35	4005	3000	590	25000				
	0,13	0,38	3650	3000	590	25000				
	0,13	0,39	3571	3000	590	25000				
	0,14	0,42	3333	3000	590	25000				
	0,12	0,34	4089	3000	590	25000				
	0,13	0,38	3690	3000	590	25000				
	0,14	0,42	3350	3000	590	25000				
	0,17	0,50	2802	3000	590	25000				
	0,17	0,51	2731	3000	590	25000				
	0,19	0,55	2548	3000	590	25000				
	0,21	0,62	2246	3000	590	25000				
	0,24	0,70	1996	3000	590	25000				
	0,27	0,78	1789	3000	590	25000				
	0,30	0,87	1607	3000	590	25000				
	0,33	0,96	1453	3000	590	25000				
	0,36	1,1	1319	3000	590	25000				
	0,40	1,2	1200	3000	590	25000				
	0,43	1,3	1096	3000	590	25000				
	0,55	1,6	863	3000	590	25000				
	0,61	1,8	772	3000	590	25000				
0,12	0,36	3852	3000	590	25000					
0,14	0,41	3400	3000	590	25000					
0,17	0,49	2870	3000	590	25000					
0,18	0,52	2678	3000	590	25000					
0,22	0,64	2190	3000	590	25000					
0,24	0,72	1945	3000	590	25000					
0,27	0,81	1734	3000	590	25000					
0,30	0,90	1557	3000	590	25000					
0,38	1,1	1249	3000	590	25000					
0,41	1,2	1164	3000	590	25000					
0,46	1,3	1038	3000	590	25000					
0,51	1,5	932	3000	590	25000					
0,56	1,7	842	3000	590	25000					
0,63	1,9	748	3000	590	25000					
<b>3000 Nm</b>	0,12	0,36	3852	3000	590	25000	YP YPF	92 İR 63	129 130	134 137
	0,14	0,41	3400	3000	590	25000				
	0,17	0,49	2870	3000	590	25000				
	0,18	0,52	2678	3000	590	25000				
	0,22	0,64	2190	3000	590	25000				
	0,24	0,72	1945	3000	590	25000				
	0,27	0,81	1734	3000	590	25000				
	0,30	0,90	1557	3000	590	25000				
	0,38	1,1	1249	3000	590	25000				
	0,41	1,2	1164	3000	590	25000				
	0,46	1,3	1038	3000	590	25000				
	0,51	1,5	932	3000	590	25000				
<b>3000 Nm</b>	0,12	0,36	3852	3000	590	25000	YP YPF	93 İR 62	129 130	132 135
	0,14	0,41	3400	3000	590	25000				
	0,17	0,49	2870	3000	590	25000				
	0,18	0,52	2678	3000	590	25000				
	0,22	0,64	2190	3000	590	25000				
	0,24	0,72	1945	3000	590	25000				
	0,27	0,81	1734	3000	590	25000				
	0,30	0,90	1557	3000	590	25000				
	0,38	1,1	1249	3000	590	25000				
	0,41	1,2	1164	3000	590	25000				
	0,46	1,3	1038	3000	590	25000				
	0,51	1,5	932	3000	590	25000				



Servis Faktörü Service Factor Service facteur  $S_f=1$	P <sub>1</sub> GÜÇ Power Puissance  [kW]	n <sub>2</sub> Çıkış Devri Output Speeds Vitesse de sortie [r.p.m] (n <sub>1</sub> =1400rpm)	i Tahvil Ratio Rapport de réduction	M <sub>2</sub> Çıkış Momenti Output Torque Couple de sortie [Nm]	F <sub>Q1</sub> Rad. Yük Over Loads Charges radiales [N]	F <sub>Q10</sub> Rad. Yük Over Loads Charges radiales [N]	Tip Type Types			kg
<b>3000 Nm</b>	0,60	1,8	781,59	3000	590	25000	<b>YP YPF</b>	<b>94</b>	127	129
	0,66	2,0	712,53	3000	590	25000				
	0,72	2,1	652,38	3000	590	25000				
	0,78	2,3	599,52	3000	590	25000				
	0,83	2,5	563,99	3000	590	25000				
	0,90	2,7	518,29	3000	590	25000				
	1,1	3,2	433,91	3000	590	25000				
	1,2	3,6	385,58	3000	590	25000				
	1,3	3,9	359,21	3000	590	25000				
	1,5	4,4	320,26	3000	590	25000				
	1,6	4,9	285,83	3000	1550	25000	<b>YP YPF</b>	<b>93</b>	125	115
	1,8	5,5	252,35	3000	1550	25000				
	2,0	5,9	235,39	3000	1550	25000				
	2,1	6,3	222,00	3000	1550	25000				
	2,2	6,6	213,04	3000	1550	25000				
	2,3	7,0	198,72	3000	1550	25000				
	2,6	7,8	179,17	3000	1550	25000				
	2,8	8,6	162,51	3000	1550	25000				
	3,2	9,7	144,37	3000	1550	25000				
	3,6	11	128,71	3000	1550	25000				
	4,0	12	115,56	3000	1550	25000				
	4,4	13	104,36	3000	1550	25000				
	5,0	15	92,73	3000	1550	25000				
	5,3	16	86,39	3000	1550	25000				
	6,0	18	77,02	3000	1550	25000				
	6,7	20	69,15	3000	1550	25000				
	7,4	22	62,45	3000	1550	25000				
	8,3	25	55,49	3000	1550	25000				
	9,2	28	49,80	3000	1550	25000				
	10,3	31	44,90	3000	1550	25000				
	11,3	34	40,62	3000	1550	25000				
	12,5	38	36,87	3000	1550	25000				
	13,7	42	33,54	3000	1550	25000				
	15,1	46	30,57	3000	1550	25000				
	16,5	50	27,91	3000	1550	25000				
	14,2	44	31,96	3000	1550	21000	<b>YP YPF</b>	<b>92</b>	125	112
	15,7	49	28,84	3000	1550	21000				
	17,3	53	26,19	3000	1550	21000				
	20,7	64	21,90	3000	1550	21000				
	21,2	66	21,34	3000	1550	21000				
	24,1	74	18,81	3000	1550	21000				
	27,1	84	16,72	3000	1550	21000				
30,3	94	14,96	3000	1550	21000					
33,7	104	13,46	3000	1550	21000					
37,3	115	12,17	3000	1550	21000					
41,0	127	11,04	3000	1550	21000					
45,1	139	10,05	3000	1550	21000					
49,4	153	9,18	3000	1550	21000					
54,0	167	8,40	3000	1550	21000					
58,9	182	7,70	3000	1550	21000					
69,8	216	6,49	3000	1550	21000					
76,0	235	5,97	3000	1550	21000					
82,6	255	5,49	3000	1550	21000					
110	340	4,12	3000	1550	21000					



Servis Faktörü Service Factor Service facteur  $S_f=1$	P <sub>1</sub> GÜÇ Power Puissance  [kW]	n <sub>2</sub> Çıkış Devri Output Speeds Vitesse de sortie [r.p.m] (n <sub>1</sub> =1400rpm)	i Tahvil Ratio Rapport de réduction	M <sub>2</sub> Çıkış Momenti Output Torque Couple de sortie [Nm]	F <sub>Q1</sub> Rad. Yük Over Loads Charges radiales [N]	F <sub>Q10</sub> Rad. Yük Over Loads Charges radiales [N]	Tip Type Types			kg
	<b>4300 Nm</b>									
	0,02	0,05	28324	4300	590	30000	YP YPF	103 İR 63	135 136	201 221
	0,03	0,05	26432	4300	590	30000				
	0,03	0,06	23476	4300	590	30000				
	0,03	0,06	21582	4300	590	30000				
	0,04	0,07	19168	4300	590	30000				
	0,04	0,08	17174	4300	590	30000				
	0,04	0,09	15499	4300	590	30000				
	0,05	0,10	14072	4300	590	30000				
	0,06	0,12	11940	4300	590	30000				
	0,06	0,13	10684	4300	590	30000				
	0,08	0,16	8941	4300	590	30000				
	0,09	0,18	7880	4300	590	30000				
	0,10	0,20	7003	4300	590	30000				
	0,11	0,22	6266	4300	590	30000				
	0,12	0,25	5638	4300	590	30000				
	0,14	0,27	5097	4300	590	30000				
	0,16	0,33	4212	4300	590	30000				
	0,18	0,36	3845	4300	590	30000				
	0,20	0,41	3443	4300	590	30000				
	0,24	0,48	2887	4300	590	30000				
	0,20	0,41	3375	4300	590	30000				
	0,22	0,45	3111	4300	590	30000				
	0,26	0,53	2658	4300	590	30000				
	0,27	0,56	2480	4300	590	30000				
	0,31	0,63	2206	4300	590	30000				
	0,34	0,71	1976	4300	590	30000				
	0,38	0,79	1779	4300	590	30000				
	0,42	0,87	1611	4300	590	30000				
	0,47	0,96	1462	4300	590	30000				
	0,51	1,1	1333	4300	590	30000				
	0,56	1,1	1218	4300	590	30000				
	0,61	1,3	1113	4300	590	30000				
	0,68	1,4	1005	4300	590	30000				
	0,75	1,5	909	4300	590	30000				
	0,83	1,7	823	4300	590	30000				
	0,19	0,38	3640	4300	590	30000				
	0,20	0,41	3395	4300	590	30000				
	0,23	0,47	2983	4300	590	30000				
	0,26	0,53	2649	4300	590	30000				
	0,28	0,57	2436	4300	590	30000				
	0,31	0,65	2163	4300	590	30000				
	0,35	0,72	1938	4300	590	30000				
	0,39	0,80	1749	4300	590	30000				
	0,43	0,88	1588	4300	590	30000				
	0,50	1,0	1347	4300	590	30000				
	0,56	1,2	1206	4300	590	30000				
	0,67	1,4	1009	4300	590	30000				
	0,76	1,6	889	4300	590	30000				
	0,86	1,8	790	4300	590	30000				
	0,96	2,0	707	4300	590	30000				
	1,1	2,2	636	4300	590	30000				
	0,78	1,6	855	4300	590	30000				
	0,87	1,8	771	4300	590	30000				
	0,95	2,0	709	4300	590	30000				
	1,1	2,2	629	4300	590	30000				
	1,2	2,5	564	4300	590	30000				
	1,3	2,8	509	4300	590	30000				
	1,4	3,0	462	4300	590	30000				
							YP YPF	104	133 134	203 223



Servis Faktörü Service Factor Service facteur  $S_f=1$	P <sub>1</sub> GÜÇ Power Puissance  [kW]	n <sub>2</sub> Çıkış Devri Output Speeds Vitesse de sortie [r.p.m] (n <sub>1</sub> =1400rpm)	i Tahvil Ratio Rapport de réduction	M <sub>2</sub> Çıkış Momenti Output Torque Couple de sortie [Nm]	F <sub>Q1</sub> Rad. Yük Over Loads Charges radiales [N]	F <sub>Q10</sub> Rad. Yük Over Loads Charges radiales [N]	Tip Type Types			kg
<b>4300 Nm</b>	1,7	3,6	392	4300	590	30000	YP YPF	104	133 134	203 223
	1,9	4,0	351	4300	590	30000				
	2,3	4,8	294	4300	590	30000				
	2,6	5,4	259	4300	590	30000				
	2,9	6,1	230	4300	590	30000				
	3,3	6,8	206	4300	590	30000				
	2,4	5,2	270,11	4300	2500	30000	YP YPF	103	131 132	188 208
	2,6	5,6	251,95	4300	2500	30000				
	3,0	6,3	221,37	4300	2500	30000				
	3,4	7,1	196,61	4300	2500	30000				
	3,6	7,7	180,75	4300	2500	30000				
	4,1	8,7	160,54	4300	2500	30000				
	4,6	9,7	143,83	4300	2500	30000				
	5,1	11	129,80	4300	2500	30000				
	5,6	12	117,86	4300	2500	30000				
	6,6	14	100,00	4300	2500	30000				
	7,4	16	89,48	4300	2500	30000				
	8,8	19	74,89	4300	2500	30000				
	10,0	21	65,99	4300	2500	30000				
	11,2	24	58,65	4300	2500	30000				
	12,6	27	52,48	4300	2500	30000				
	14,0	30	47,22	4300	2500	30000				
	15,5	33	42,69	4300	2500	30000				
	18,7	40	35,28	4300	2500	30000				
	20,5	43	32,20	4300	2500	30000				
	22,9	49	28,84	4300	2500	30000				
	27,3	58	24,18	4300	2500	30000				
	32,3	69	20,39	4300	2500	30000				
	24,6	53	26,38	4300	2500	29000				
	26,7	58	24,31	4300	2500	29000				
	31,3	67	20,78	4300	2500	29000				
	35,2	76	18,48	4300	2500	29000				
	39,3	85	16,55	4300	2500	29000				
43,6	94	14,90	4300	2500	29000					
48,2	104	13,48	4300	2500	29000					
53,1	114	12,25	4300	2500	29000					
58,2	125	11,16	4300	2500	29000					
63,7	137	10,20	4300	2500	29000					
69,7	150	9,32	4300	2500	29000					
77,2	166	8,41	4300	2500	29000					
85,4	184	7,61	4300	2500	29000					
94,3	203	6,89	4300	2500	29000					
104	224	6,25	4300	2500	29000					
114	245	5,72	4300	2500	29000					
125	270	5,18	4300	2500	29000					
138	298	4,70	4300	2500	29000					
<b>7800 Nm</b>	0,05	0,05	27038	7800	1200	61000	YP YPF	123 İR 73	141 142	295 325
	0,06	0,06	22187	7800	1200	61000				
	0,06	0,07	20263	7800	1200	61000				
	0,08	0,09	16312	7800	1200	61000				
	0,08	0,10	14732	7800	1200	61000				
	0,11	0,12	11572	7800	1200	61000				
	0,13	0,14	9695	7800	1200	61000				
	0,14	0,16	8644	7800	1200	61000				
	0,16	0,18	7633	7800	1200	61000				
	0,18	0,21	6784	7800	1200	61000				
	0,21	0,23	6061	7800	1200	61000				



Servis Faktörü Service Factor Service facteur  $S_f=1$	P <sub>1</sub> GÜÇ Power Puissance  [kW]	n <sub>2</sub> Çıkış Devri Output Speeds Vitesse de sortie [r.p.m] (n <sub>1</sub> =1400rpm)	i Tahvil Ratio Rapport de réduction	M <sub>2</sub> Çıkış Momenti Output Torque Couple de sortie [Nm]	F <sub>Q1</sub> Rad. Yük Over Loads Charges radiales [N]	F <sub>Q10</sub> Rad. Yük Over Loads Charges radiales [N]	Tip Type Types			kg
	<b>7800 Nm</b>									
	0,23	0,26	5438	7800	1200	61000	YP YPF	123 İR 73	141 142	295 325
	0,26	0,29	4895	7800	1200	61000				
	0,28	0,32	4418	7800	1200	61000				
	0,32	0,36	3884	7800	1200	61000				
	0,35	0,39	3619	7800	1200	61000				
	0,38	0,43	3281	7800	1200	61000				
	0,49	0,55	2545	7800	1200	61000				
	0,56	0,62	2245	7800	1200	61000				
	0,24	0,28	5076	7800	1200	61000	YP YPF	122 İR 73	141 142	295 325
	0,28	0,32	4389	7800	1200	61000				
	0,30	0,34	4120	7800	1200	61000				
	0,32	0,37	3826	7800	1200	61000				
	0,35	0,39	3563	7800	1200	61000				
	0,41	0,47	3003	7800	1200	61000				
	0,51	0,57	2437	7800	1200	61000				
	0,61	0,69	2036	7800	1200	61000				
	0,69	0,78	1792	7800	1200	61000				
	0,72	0,81	1724	7800	1200	61000				
	0,88	1,0	1400	7800	1200	61000				
	1,1	1,2	1169	7800	1200	61000				
	1,2	1,4	1029	7800	1200	61000	YP YPF	123 İR 72	141 142	288 318
	1,4	1,5	913	7800	1200	61000				
	1,5	1,7	831	7800	1200	61000				
	0,36	0,41	3380	7800	1200	61000				
	0,42	0,47	2971	7800	1200	61000				
	0,47	0,53	2641	7800	1200	61000				
	0,52	0,59	2368	7800	1200	61000				
	0,58	0,65	2138	7800	1200	61000				
	0,68	0,77	1821	7800	1200	61000				
	0,76	0,86	1633	7800	1200	61000				
	0,84	0,95	1475	7800	1200	61000				
	0,94	1,1	1316	7800	1200	61000				
	1,1	1,3	1092	7800	1200	61000	YP YPF	124	139 140	314 344
	1,2	1,4	1002	7800	1200	61000				
	1,6	1,8	794	7800	1200	61000				
	1,7	2,0	713	7800	1200	61000				
	1,6	1,8	761,08	7800	1200	61000				
	1,8	2,0	687,35	7800	1200	61000				
	1,9	2,2	624,54	7800	1200	61000				
	2,1	2,5	567,16	7800	1200	61000				
	2,4	2,7	512,21	7800	1200	61000				
	2,6	3,0	465,40	7800	1200	61000				
	2,9	3,3	425,05	7800	1200	61000				
	3,1	3,6	389,91	7800	1200	61000				
	3,6	4,1	342,17	7800	1200	61000	YP YPF	123	137 138	287 317
	3,9	4,5	309,02	7800	1200	61000				
	4,3	5,0	280,78	7800	1200	61000				
	4,7	5,5	256,44	7800	1200	61000				
	4,8	5,6	249,87	7800	3750	61000				
	5,4	6,4	219,68	7800	3750	61000				
	6,1	7,2	195,24	7800	3750	61000				
	6,8	8,0	175,05	7800	3750	61000				
	7,6	8,9	158,09	7800	3750	61000				
	8,3	9,7	143,64	7800	3750	61000				
	9,1	11	131,19	7800	3750	61000				
	9,9	12	120,34	7800	3750	60000				
	11,3	13	105,61	7800	3750	60000				



Servis Faktörü Service Factor Service facteur  $S_f=1$	P <sub>1</sub> GÜÇ Power Puissance  [kW]	n <sub>2</sub> Çıkış Devri Output Speeds Vitesse de sortie [r.p.m] (n <sub>1</sub> =1400rpm)	i Tahvil Ratio Rapport de réduction	M <sub>2</sub> Çıkış Momenti Output Torque Couple de sortie [Nm]	F <sub>Q1</sub> Rad. Yük Over Loads Charges radiales [N]	F <sub>Q10</sub> Rad. Yük Over Loads Charges radiales [N]	Tip Type Types			kg
<b>7800 Nm</b>	12,5	15	95,38	7800	3750	57700	YP YPF	123	137 138	287 317
	13,8	16	86,66	7800	3750	57700				
	15,1	18	79,15	7800	3750	57700				
	16,5	19	72,60	7800	3750	57700				
	18,5	22	64,73	7800	3750	55500				
	20,9	24	57,16	7800	3750	55500				
	23,5	28	50,81	7800	3750	55500				
	26,4	31	45,39	7800	3750	53500				
	29,4	34	40,73	7800	3750	50000				
	32,6	38	36,66	7800	3750	50000				
	36,2	42	33,09	7800	3750	48800				
	40,0	47	29,92	7800	3750	48800				
	44,1	52	27,10	7800	3750	47000				
	48,7	57	24,57	7800	3750	47000				
	39,9	47	29,50	7800	3750	50000				
	44,2	52	26,68	7800	3750	50000				
	52,9	63	22,28	7800	3750	48800				
	60,1	71	19,61	7800	3750	47000				
	67,7	80	17,40	7800	3750	47000				
	75,8	90	15,54	7800	3750	46500				
	84,4	100	13,96	7800	3750	45000				
	93,5	111	12,60	7800	3750	42200				
	103	123	11,41	7800	3750	40000				
	114	135	10,37	7800	3750	37000				
	125	148	9,45	7800	3750	36500				
	137	162	8,62	7800	3750	36000				
	143	169	8,27	7800	3750	33500				
	158	188	7,46	7800	3750	31500				
	174	207	6,76	7800	3750	29500				
	192	228	6,14	7800	3750	28350				
	211	250	5,59	7800	3750	28350				
	231	274	5,11	7800	3750	26800				
253	300	4,67	7800	3750	26800					
276	328	4,27	7800	3750	26800					
301	358	3,91	7800	3750	23800					
<b>12000 Nm</b>	0,06	0,05	30635	12000	1200	75000	YP YPF	143 İR 73	147 148	503 538
	0,07	0,05	27501	12000	1200	75000				
	0,08	0,06	24868	12000	1200	75000				
	0,09	0,07	20771	12000	1200	75000				
	0,11	0,08	17956	12000	1200	75000				
	0,14	0,10	13932	12000	1200	75000				
	0,16	0,11	12260	12000	1200	75000				
	0,18	0,13	10878	12000	1200	75000				
	0,20	0,14	9718	12000	1200	75000				
	0,22	0,16	8730	12000	1200	75000				
	0,25	0,18	7581	12000	1200	75000				
	0,29	0,21	6672	12000	1200	75000				
	0,33	0,24	5920	12000	1200	75000				
	0,36	0,26	5288	12000	1200	75000				
	0,38	0,28	5010	12000	1200	75000				
	0,43	0,31	4475	12000	1200	75000				
	0,48	0,35	4020	12000	1200	75000				
	0,53	0,39	3628	12000	1200	75000				
	0,59	0,43	3286	12000	1200	75000				
	0,65	0,47	2986	12000	1200	75000				
0,71	0,51	2720	12000	1200	75000					
0,80	0,58	2404	12000	1200	75000					
0,88	0,64	2177	12000	1200	75000					





Servis Faktörü Service Factor Service facteur  S <sub>f</sub> =1	P <sub>1</sub> GÜÇ Power Puissance  [kW]	n <sub>2</sub> Çıkış Devri Output Speeds Vitesse de sortie [r.p.m] (n <sub>1</sub> =1400rpm)	i Tahvil Ratio Rapport de réduction	M <sub>2</sub> Çıkış Momenti Output Torque Couple de sortie [Nm]	F <sub>Q1</sub> Rad. Yük Over Loads Charges radiales [N]	F <sub>Q10</sub> Rad. Yük Over Loads Charges radiales [N]	Tip Type Types			kg
<b>12000 Nm</b>	0,72	0,52	2683	12000	1200	75000	YP YPF	143 İR 72	147 148	501 536
	0,80	0,58	2408	12000	1200	75000				
	0,99	0,72	1936	12000	1200	75000				
	1,2	0,87	1617	12000	1200	75000				
	1,4	0,98	1423	12000	1200	75000				
	1,5	1,1	1261	12000	1200	75000				
	1,9	1,4	1007	12000	1200	75000				
	2,1	1,5	905	12000	1200	75000				
	2,3	1,6	851,00	12000	1550	75000				
	2,7	2,0	710,79	12000	1550	75000				
	3,1	2,2	625,48	12000	1550	75000				
	3,5	2,5	555,00	12000	1550	75000				
	3,9	2,8	495,59	12000	1550	75000				
	4,3	3,1	445,37	12000	1550	75000				
	5,0	3,6	386,81	12000	1550	75000				
	5,7	4,1	340,38	12000	1550	75000				
	6,4	4,6	302,03	12000	1550	75000				
	7,1	5,2	269,81	12000	1550	75000				
	7,5	5,5	255,60	12000	1550	75000				
	8,4	6,1	228,34	12000	1550	75000				
	9,4	6,8	205,11	12000	1550	75000				
	9,3	7,1	198,33	12000	5250	75000				
	10,3	7,9	178,04	12000	5250	75000				
	11,4	8,7	161,00	12000	5250	75000				
	13,7	10	134,47	12000	5250	75000				
	15,6	12	118,33	12000	5250	75000				
	17,5	13	105,00	12000	5250	75000				
	19,6	15	93,80	12000	5250	75000				
	21,8	17	84,26	12000	5250	75000				
	25,2	19	73,18	12000	5250	75000				
	28,6	22	64,40	12000	5250	75000				
	32,2	25	57,14	12000	5250	75000				
	36,1	27	51,05	12000	5250	75000				
	38,1	29	48,36	12000	5250	75000				
	42,6	32	43,20	12000	5250	75000				
	47,4	36	38,80	12000	5250	75000				
	52,6	40	35,02	12000	5250	75000				
	58,0	44	31,72	12000	5250	75000				
	63,9	49	28,82	12000	5250	75000				
	70,1	53	26,25	12000	5250	75000				
	79,3	60	23,20	12000	5250	75000				
	87,6	67	21,02	12000	5250	75000				
	66,9	52	27,09	12000	5250	75000				
	75,0	58	24,16	12000	5250	75000				
	83,5	64	21,71	12000	5250	75000				
95,2	74	19,05	12000	5250	75000					
107	82	17,00	12000	5250	75000					
112	87	16,12	12000	5250	75000					
126	97	14,39	12000	5250	75000					
140	108	12,91	12000	5250	75000					
156	120	11,64	12000	5250	75000					
172	133	10,53	12000	5250	75000					
190	146	9,56	12000	5250	75000					
209	161	8,70	12000	5250	75000					
235	182	7,71	12000	5250	75000					
260	201	6,98	12000	5250	75000					
286	221	6,33	12000	5250	75000					
315	243	5,76	12000	5250	75000					
378	292	4,80	12000	5250	75000					
452	349	4,01	12000	5250	75000					
							YP YPF	142	143 144	508 543



Servis Faktörü Service Factor Service facteur  $S_f=1$	P <sub>1</sub> GÜÇ Power Puissance  [kW]	n <sub>2</sub> Çıkış Devri Output Speeds Vitesse de sortie [r.p.m] (n <sub>1</sub> =1400rpm)	i Tahvil Ratio Rapport de réduction	M <sub>2</sub> Çıkış Momenti Output Torque Couple de sortie [Nm]	F <sub>Q1</sub> Rad. Yük Over Loads Charges radiales [N]	F <sub>Q10</sub> Rad. Yük Over Loads Charges radiales [N]	Tip Type Types			kg
	<b>18000 Nm</b>	0,09	0,04	32080	18000	1550				
0,10		0,05	28248	18000	1550	110000				
0,11		0,06	25318	18000	1550	110000				
0,13		0,06	22857	18000	1550	110000				
0,14		0,07	20732	18000	1550	110000				
0,16		0,08	17883	18000	1550	110000				
0,17		0,08	17340	18000	1550	110000				
0,18		0,09	15716	18000	1550	110000				
0,19		0,09	15308	18000	1550	110000				
0,21		0,10	13839	18000	1550	110000				
0,21		0,10	13655	18000	1550	110000				
0,23		0,11	12403	18000	1550	110000				
0,24		0,11	12216	18000	1550	110000				
0,26		0,13	11198	18000	1550	110000				
0,26		0,13	11007	18000	1550	110000				
0,29		0,14	9888	18000	1550	110000				
0,30		0,14	9659	18000	1550	110000				
0,35		0,17	8268	18000	1550	110000				
0,39		0,19	7427	18000	1550	110000				
0,39		0,19	7375	18000	1550	110000				
0,43		0,21	6672	18000	1550	110000				
0,49		0,24	5854	18000	1550	110000				
0,55		0,27	5225	18000	1550	110000				
0,68		0,33	4227	18000	1550	110000				
0,83		0,40	3471	18000	1550	110000				
0,94		0,46	3062	18000	1550	110000				
1,0		0,50	2779	18000	1550	110000				
1,4		0,67	2104	18000	1550	110000				
1,6		0,80	1758	18000	1550	110000				
0,30		0,14	9721	18000	2500	110000				
0,33		0,16	8671	18000	2500	110000				
0,37		0,18	7757	18000	2500	110000				
0,41		0,20	6990	18000	2500	110000				
0,43		0,21	6729	18000	2500	110000				
0,52		0,25	5510	18000	2500	110000				
0,59		0,28	4917	18000	2500	110000				
0,60		0,29	4823	18000	2500	110000				
0,65		0,32	4413	18000	2500	110000				
0,67		0,33	4303	18000	2500	110000				
0,73		0,35	3978	18000	2500	110000				
0,75		0,36	3849	18000	2500	110000				
0,83		0,40	3500	18000	2500	110000				
0,92		0,45	3131	18000	2500	110000				
1,0		0,50	2821	18000	2500	110000				
1,1		0,55	2534	18000	2500	110000				
1,3		0,63	2224	18000	2500	110000				
1,2		0,60	2344	18000	2500	110000				
1,4	0,68	2066	18000	2500	110000					
1,5	0,76	1843	18000	2500	110000					
1,7	0,85	1648	18000	2500	110000					
1,9	0,94	1485	18000	2500	110000					
2,1	1,0	1334	18000	2500	110000					
2,4	1,2	1171	18000	2500	110000					
2,7	1,3	1045	18000	2500	110000					
3,1	1,5	931	18000	2500	110000					
3,3	1,6	863	18000	2500	110000					
3,8	1,8	757	18000	2500	110000					
4,2	2,1	676	18000	2500	110000					
4,7	2,3	607	18000	2500	110000					
						YP YPF	153 İR 92	157 158	886 926	



Servis Faktörü Service Factor Service facteur  $S_f=1$	$P_1$ GÜÇ Power Puissance	$n_2$ Çıkış Devri Output Speeds Vitesse de sortie	$i$ Tahvil Ratio Rapport de réduction	$M_2$ Çıkış Momenti Output Torque Couple de sortie	$F_{Q1}$ Rad. Yük Over Loads Charges radiales	$F_{Q10}$ Rad. Yük Over Loads Charges radiales	Tip Type Types			
	[kW]	[r.p.m] ( $n_1=1400\text{rpm}$ )	[Nm]	[N]	[N]	kg				
<b>18000 Nm</b>	4,8	2,4	584,89	18000	2500	110000	YP YPF	154	153 154	879 919
	5,3	2,7	528,04	18000	2500	110000				
	6,2	3,1	455,48	18000	2500	110000				
	7,2	3,6	389,89	18000	2500	110000				
	8,1	4,0	347,80	18000	2500	110000				
	9,0	4,5	311,14	18000	2500	110000				
	10,0	5,0	280,35	18000	2500	110000				
	11,1	5,6	251,85	18000	2500	110000				
	12,1	6,0	232,41	18000	2500	110000				
	13,4	6,7	209,40	18000	2500	110000				
	14,9	7,4	188,12	18000	2500	110000				
	17,0	8,5	165,06	18000	2500	110000				
	19,0	9,5	147,32	18000	2500	110000				
	10,6	5,4	259,58	18000	5250	110000	YP YPF	153	151 152	861 901
	11,8	6,0	233,55	18000	5250	110000				
	13,1	6,7	210,26	18000	5250	110000				
	14,5	7,3	190,57	18000	5250	110000				
	16,5	8,3	167,80	18000	5250	110000				
	18,4	9,3	150,40	18000	5250	110000				
	20,3	10	135,78	18000	5250	110000				
	23,6	12	117,12	18000	5250	110000				
	27,5	14	100,26	18000	5250	110000				
	30,9	16	89,43	18000	5250	110000				
	34,5	17	80,01	18000	5250	110000				
	38,3	19	72,09	18000	5250	110000				
	42,6	22	64,76	18000	5250	110000				
	48,6	25	56,82	18000	5250	110000				
	54,4	28	50,72	18000	5250	110000				
	60,7	31	45,52	18000	5250	110000				
	67,3	34	41,03	18000	5250	110000				
	74,4	38	37,13	18000	5250	110000				
	81,9	42	33,69	18000	5250	110000				
	90,1	46	30,65	18000	5250	110000				
	108	55	25,51	18000	5250	110000				
	130	66	21,32	18000	5250	110000				
	96,2	50	28,27	18000	5250	110000	YP YPF	152	151 152	851 891
112	58	24,20	18000	5250	110000					
126	65	21,65	18000	5250	110000					
139	72	19,51	18000	5250	110000					
154	79	17,68	18000	5250	110000					
169	87	16,11	18000	5250	110000					
185	95	14,74	18000	5250	110000					
201	103	13,53	18000	5250	110000					
236	122	11,52	18000	5250	110000					
275	142	9,89	18000	5250	110000					

## YP Serisi Redüktörler Ölçü Sayfaları

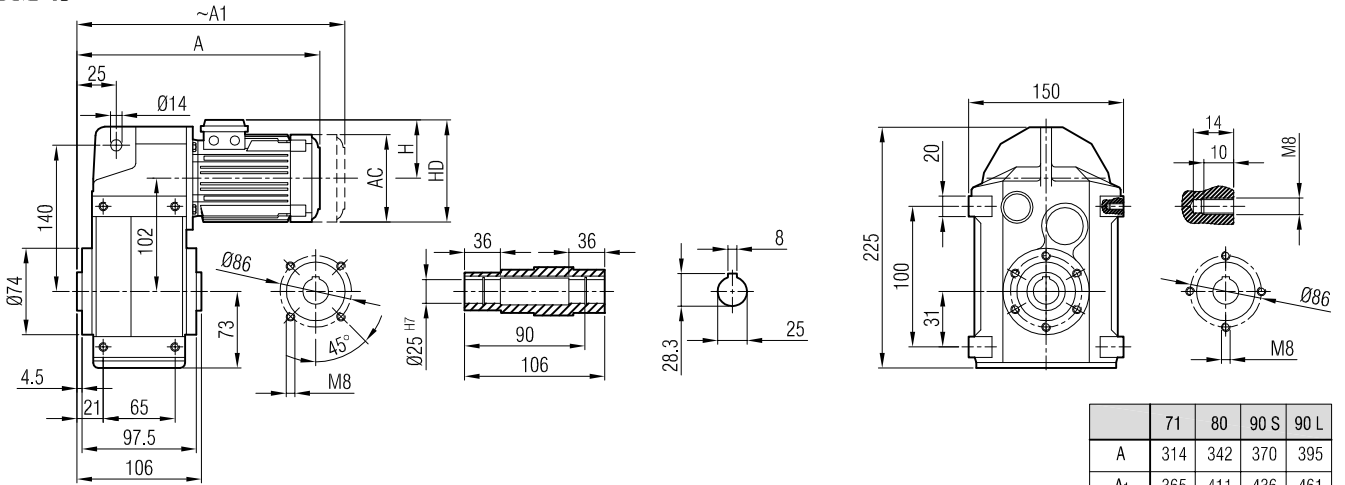
---

Dimensions Pages

*Dimensions*

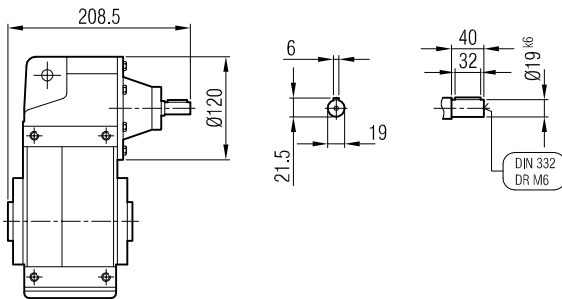


**YPM 42**  
**YPM 43**



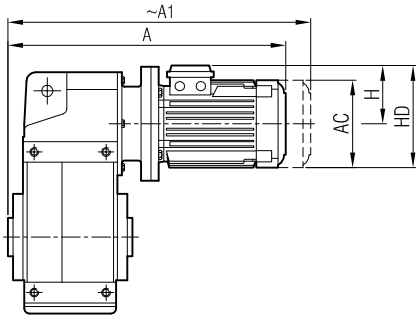
	71	80	90 S	90 L
A	314	342	370	395
A <sub>1</sub>	365	411	436	461
H	111	118	126	126
HD	182	198	216	216
AC	138	156	176	176

**YP 42**  
**YP 43**



**"A<sub>1</sub>" Ölçüsü Frenli Motorlar içindir.**  
Dimension "A<sub>1</sub>" is for motors with brake.  
*Le dimensions "A<sub>1</sub>" correspondent aux moteurs équipés de freins.*

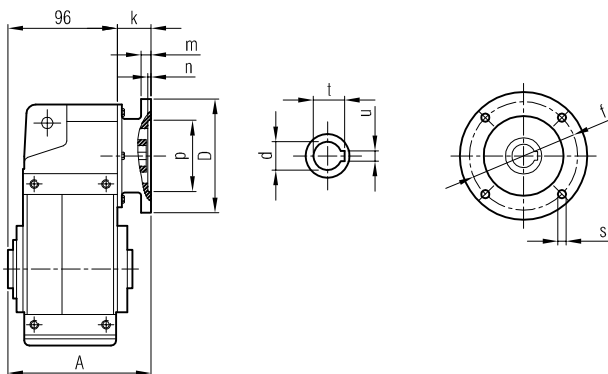
**YPPM 42**  
**YPPM 43**



	63/B5	71/B5	80/B5	90 S/B5	90 L/B5
A	328	363	397	449	449
A <sub>1</sub>	384	414	466	515	515
H	97	111	118	126	126
HD	160	182	198	216	216
AC	121	138	156	176	176

**"A<sub>1</sub>" Ölçüsü Frenli Motorlar içindir.**  
Dimension "A<sub>1</sub>" is for motors with brake.  
*Le dimensions "A<sub>1</sub>" correspondent aux moteurs équipés de freins.*

**YPP 42**  
**YPP 43**

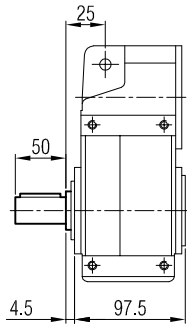


	A	Øp	Øf	ØD	s	k	m	n	Ød	t	u
63/B5	132	95	115	140	M8	35.5	8	4	11	12.8	4
71/B5	140	110	130	160	M8	44	9	4	14	16.3	5
80/B5	147	130	165	200	M10	46	12	5	19	21.8	6
90/B5	147	130	165	200	M10	46	12	5	24	27.3	8

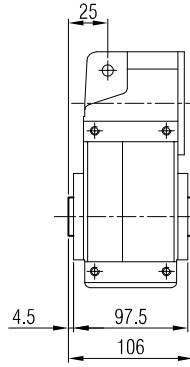


**YPM / YP  
YPPM / YPP**

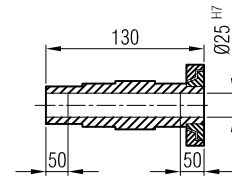
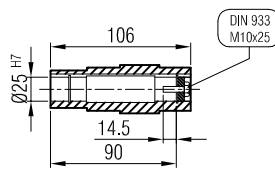
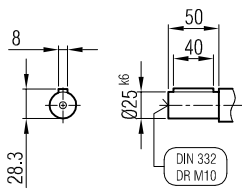
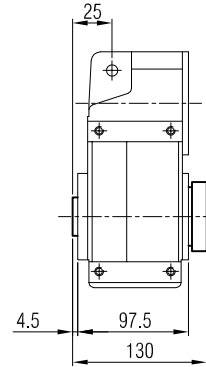
**... -SL**



**... -H**

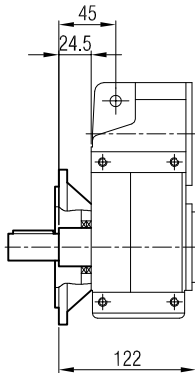


**... -SDL**

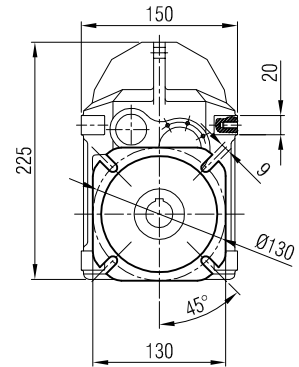
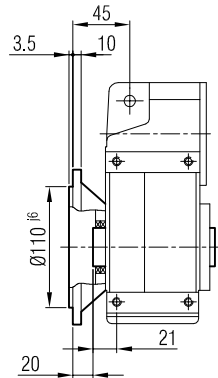


**YPFM / YPF  
YPPFM / YPPF**

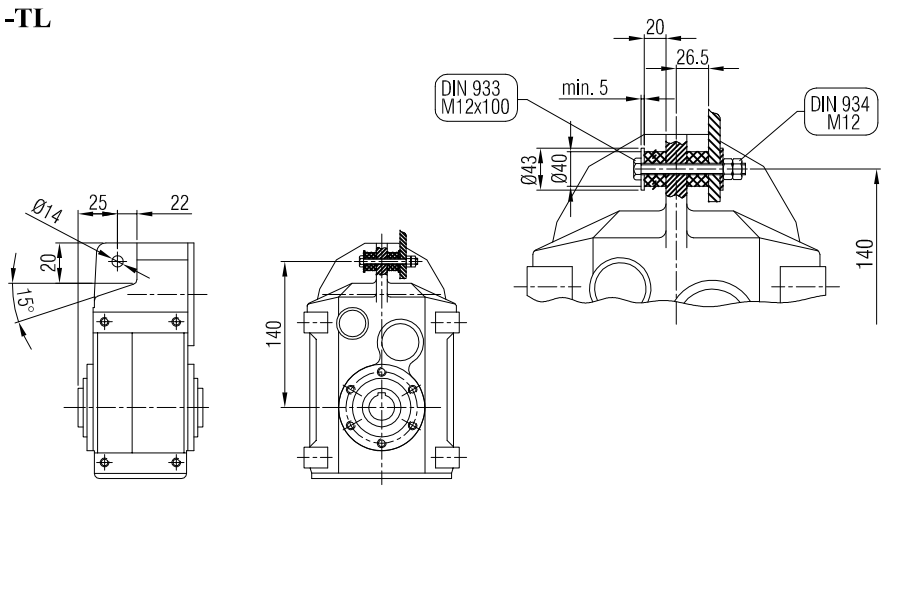
**... -FL -SL**



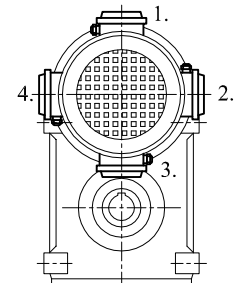
**... -FL**



**-TL**

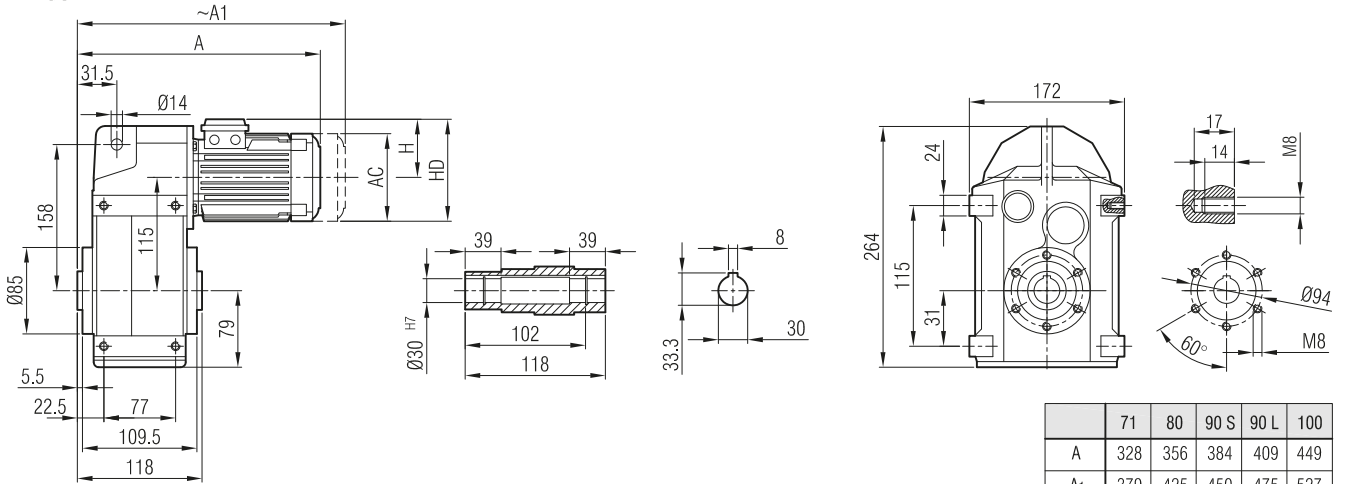


**Klemens Pozisyonları**  
Terminal Box Positions  
Klemenskasten Positionen



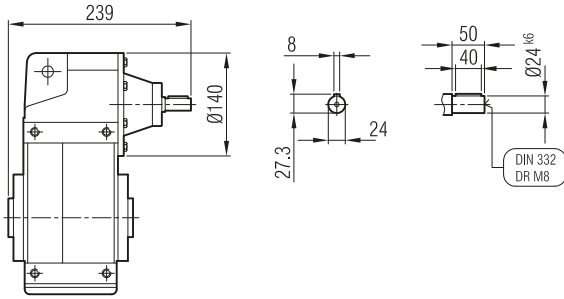


**YPM 52**  
**YPM 53**



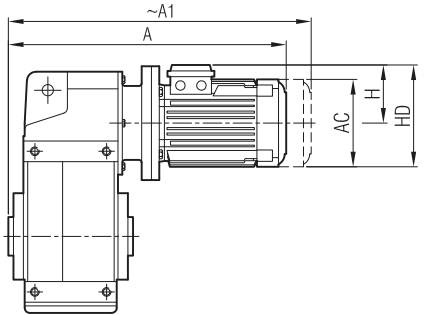
	71	80	90 S	90 L	100
A	328	356	384	409	449
A <sub>1</sub>	379	425	450	475	527
H	111	118	126	126	134
HD	182	198	216	216	234
AC	138	156	176	176	194

**YP 52**  
**YP 53**



"A<sub>1</sub>" Ölçüsü Frenli Motorlar içindir.  
Dimension "A<sub>1</sub>" is for motors with brake.  
Le dimensions "A<sub>1</sub>" correspondent aux moteurs équipés de freins.

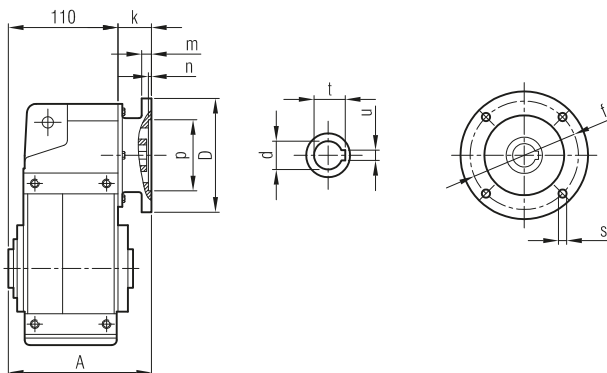
**YPPM 52**  
**YPPM 53**



	63/B5	71/B5	80/B5	90 S/B5	90 L/B5	100/B5
A	342	377	400	415	440	486
A <sub>1</sub>	398	428	469	481	506	564
H	97	111	118	126	126	134
HD	160	182	198	216	216	234
AC	121	138	156	176	176	194

"A<sub>1</sub>" Ölçüsü Frenli Motorlar içindir.  
Dimension "A<sub>1</sub>" is for motors with brake.  
Le dimensions "A<sub>1</sub>" correspondent aux moteurs équipés de freins.

**YPP 52**  
**YPP 53**

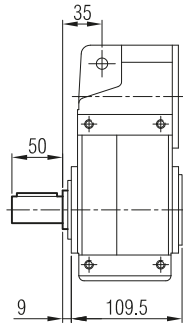


	A	Øp	Øf	ØD	s	k	m	n	Ød	t	u
63/B5	146	95	115	140	M8	35.5	8	4	11	12.8	4
71/B5	154	110	130	160	M8	44	9	4	14	16.3	5
80/B5	156	130	165	200	M10	46	12	5	19	21.8	6
90/B5	156	130	165	200	M10	46	12	5	24	27.3	8
100/B5	170	180	215	250	M12	60	14	5	28	31.3	8

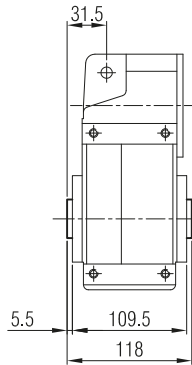


**YPM / YP  
YPPM / YPP**

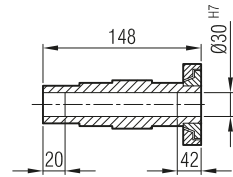
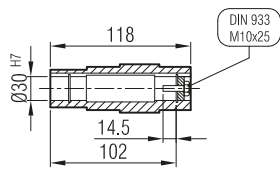
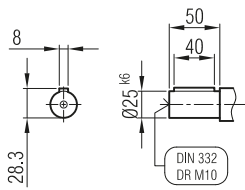
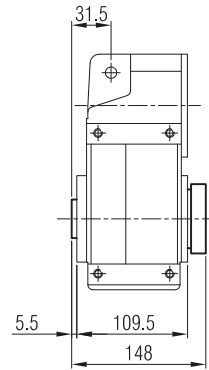
**... -SL**



**... -H**

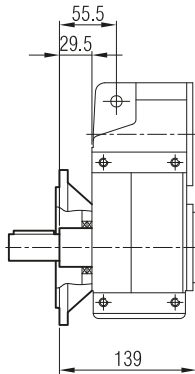


**... -SDL**

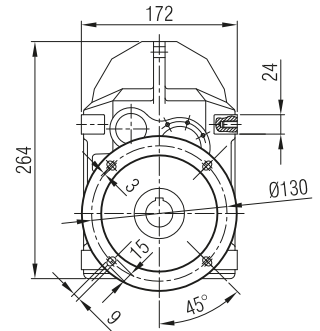
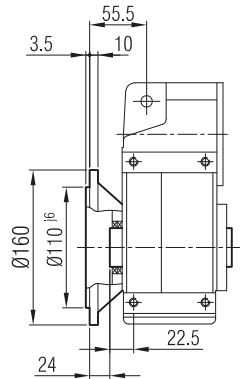


**YPFM / YPF  
YPFPM / YFPF**

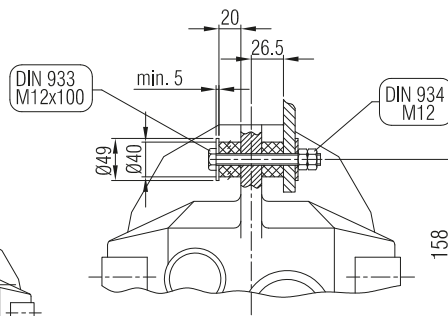
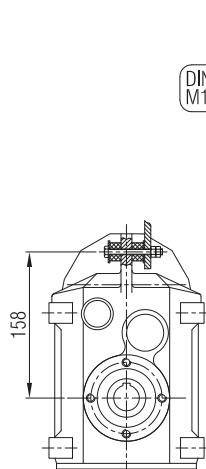
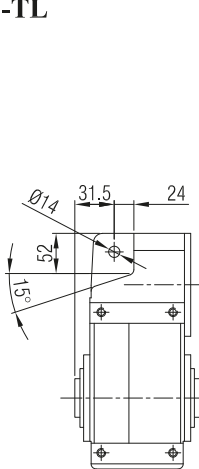
**... -FL -SL**



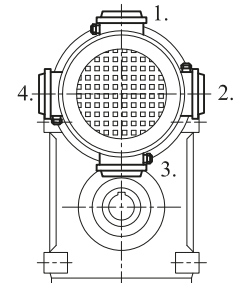
**... -FL**



**-TL**



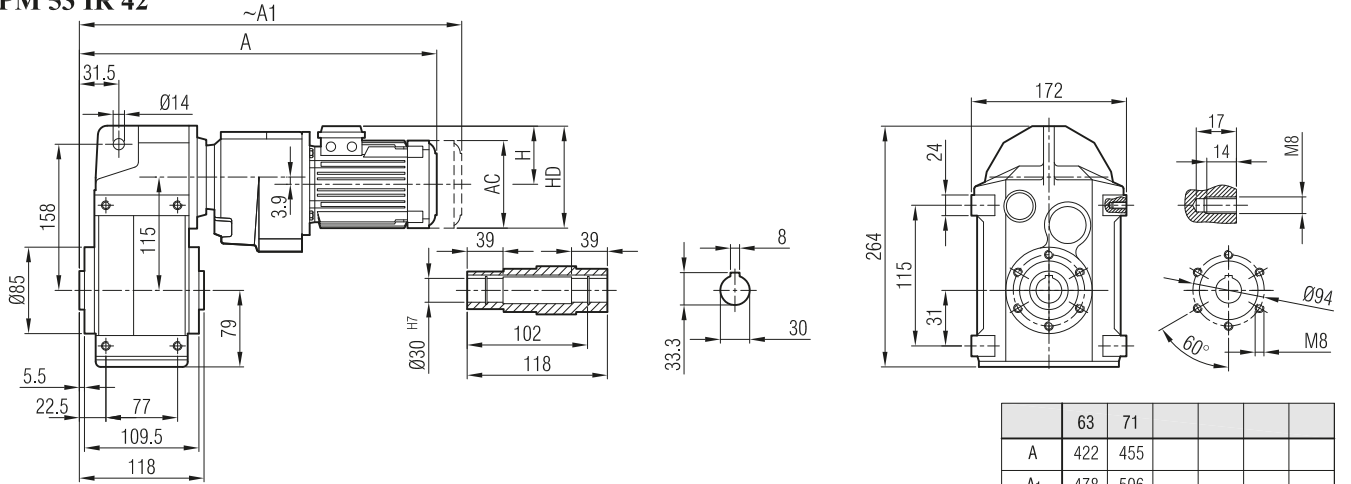
**Klemens Pozisyonları**  
Terminal Box Positions  
Klemenskasten Positionen



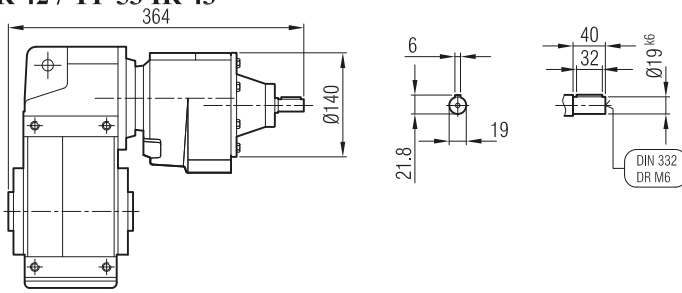




**YPM 52 İR 42**  
**YPM 53 İR 42**

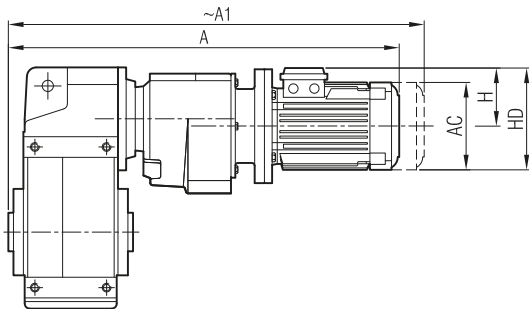


**YP 52 İR 42 / YP 53 İR 43**  
**YP 53 İR 42 / YP 53 İR 43**



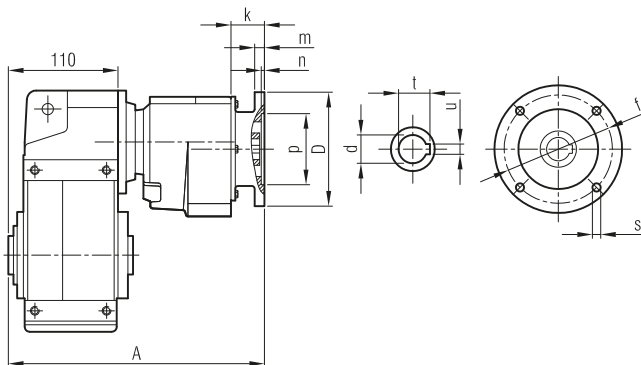
"A<sub>1</sub>" Ölçüsü Frenli Motorlar içindir.  
Dimension "A<sub>1</sub>" is for motors with brake.  
Le dimensions "A<sub>1</sub>" correspondent aux moteurs équipés de freins.

**YPPM 52 İR 42**  
**YPPM 53 İR 42**



"A<sub>1</sub>" Ölçüsü Frenli Motorlar içindir.  
Dimension "A<sub>1</sub>" is for motors with brake.  
Le dimensions "A<sub>1</sub>" correspondent aux moteurs équipés de freins.

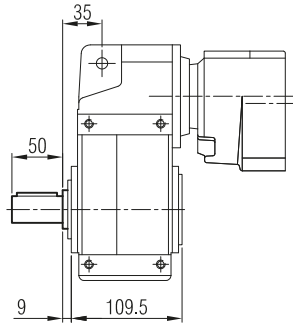
**YPP 52 İR 42**  
**YPP 53 İR 42**



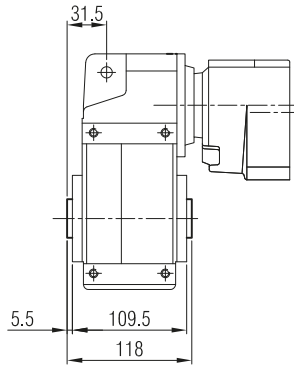


**YPM / YP  
YPPM / YPP**

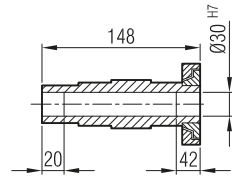
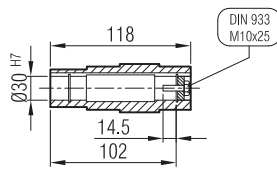
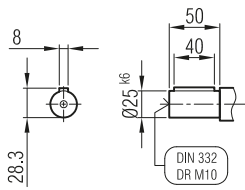
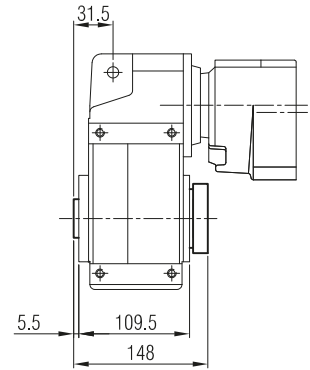
**... -SL**



**... -H**

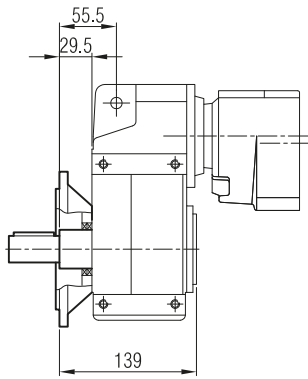


**... -SDL**

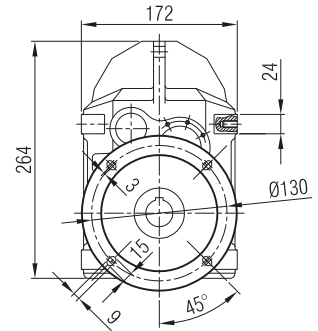
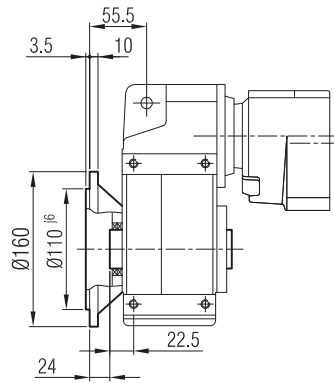


**YPFM / YPF  
YFPFM / YFPF**

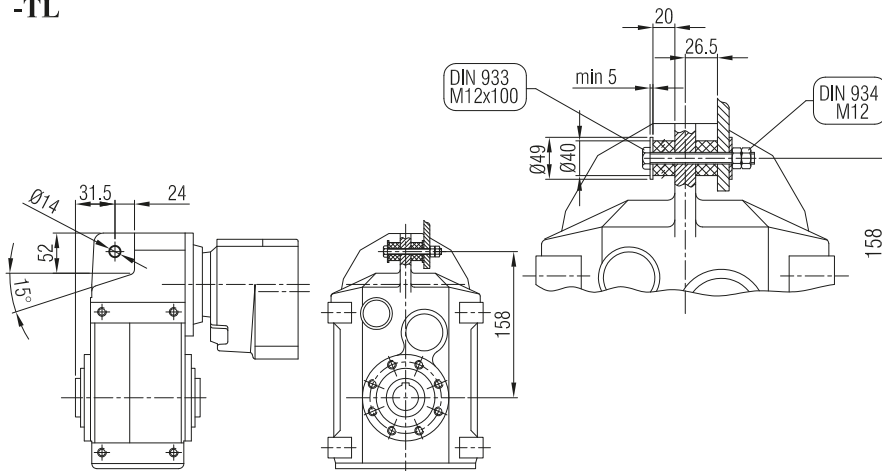
**... -FL -SL**



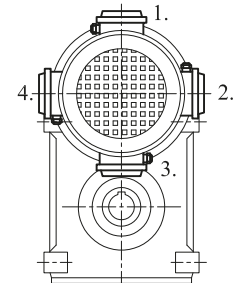
**... -FL**



**-TL**

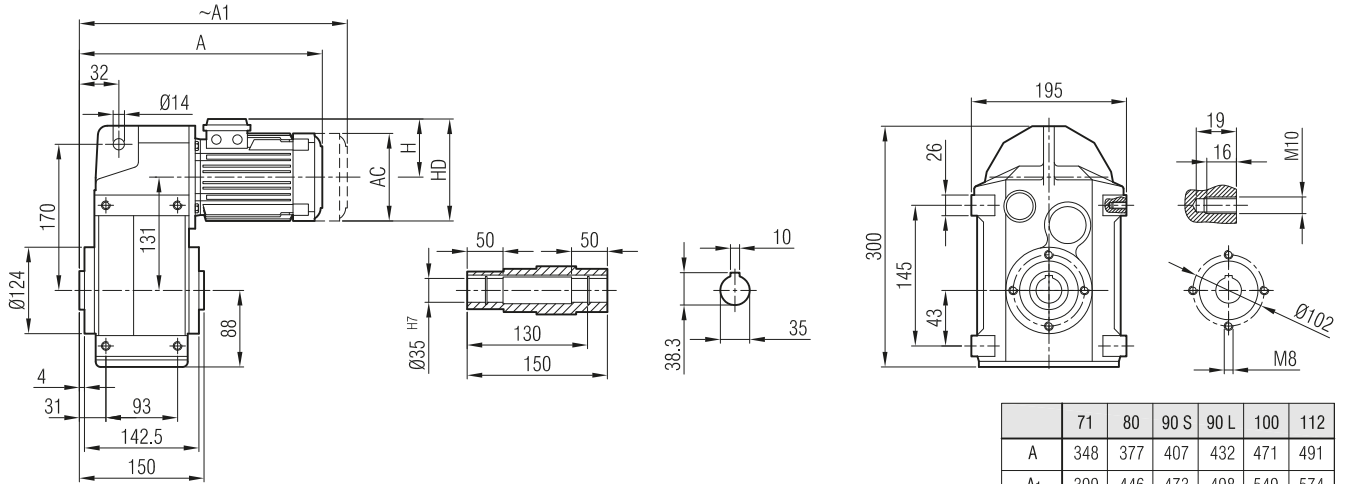


**Klemens Pozisyonları**  
Terminal Box Positions  
Klemenskasten Positionen



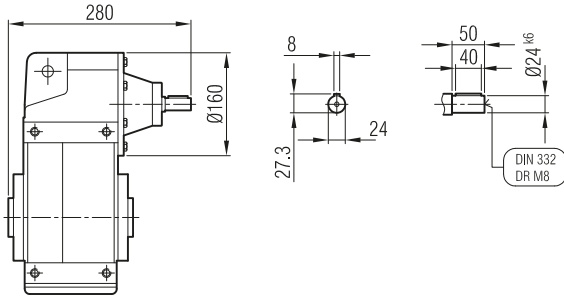


**YPM 62  
YPM 63**



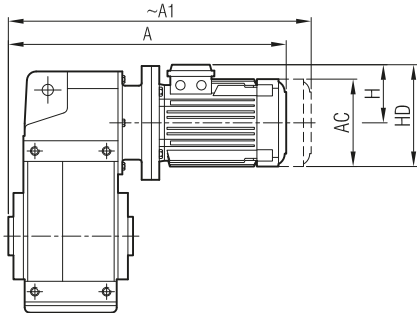
	71	80	90 S	90 L	100	112
A	348	377	407	432	471	491
A <sub>1</sub>	399	446	473	498	549	574
H	111	118	126	126	134	145
HD	182	198	216	216	234	257
AC	138	156	176	176	194	218

**YP 62  
YP 63**



"A<sub>1</sub>" Ölçüsü Frenli Motorlar içindir.  
Dimension "A<sub>1</sub>" is for motors with brake.  
Le dimensions "A<sub>1</sub>" correspondent aux moteurs équipés de freins.

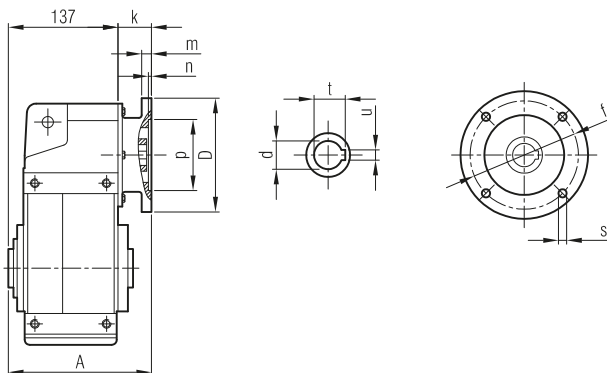
**YPPM 62  
YPPM 63**



	63/B5	71/B5	80/B5	90 S/B5	90 L/B5	100/B5	112/B5
A	369	405	431	446	471	516	536
A <sub>1</sub>	425	456	500	512	537	594	619
H	97	111	118	126	126	134	145
HD	160	182	198	216	216	234	257
AC	121	138	156	176	176	194	218

"A<sub>1</sub>" Ölçüsü Frenli Motorlar içindir.  
Dimension "A<sub>1</sub>" is for motors with brake.  
Le dimensions "A<sub>1</sub>" correspondent aux moteurs équipés de freins.

**YPP 62  
YPP 63**

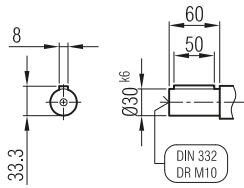
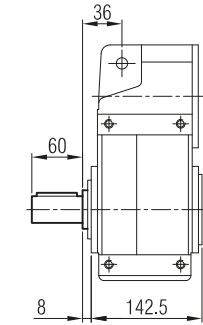


	A	Øp	Øf	ØD	s	k	m	n	Ød	t	u
63/B5	173	95	115	140	M8	35.5	8	4	11	12.8	4
71/B5	182	110	130	160	M8	45	9	4	14	16.3	5
80/B5	187	130	165	200	M10	50	12	5	19	21.8	6
90/B5	187	130	165	200	M10	50	12	5	24	27.3	8
100/B5	200	180	215	250	M12	63	14	5	28	31.3	8
112/B5	200	180	215	250	M12	63	14	5	28	31.3	8

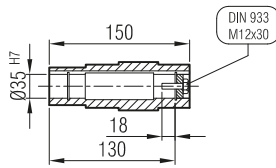
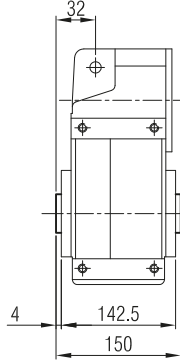


**YPM / YP  
YPPM / YPP**

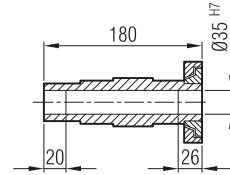
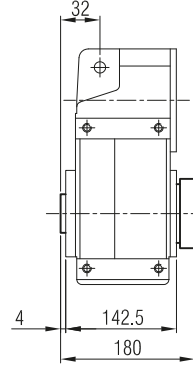
**... -SL**



**... -H**

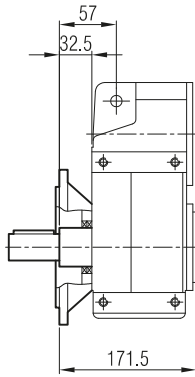


**... -SDL**

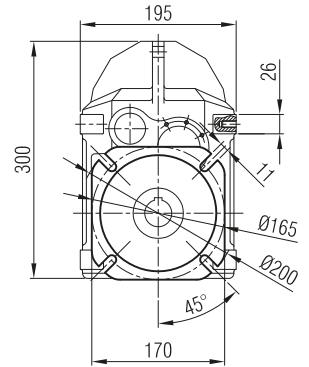
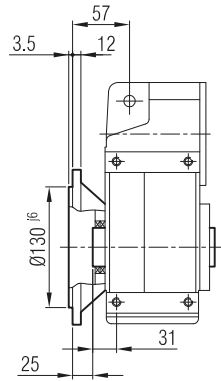


**YPFM / YPF  
YFPFM / YFPF**

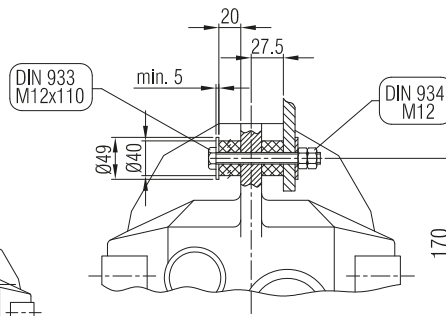
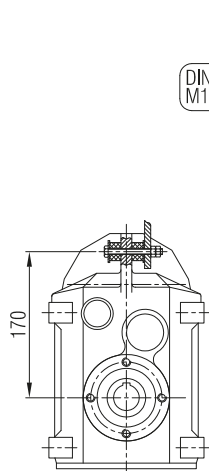
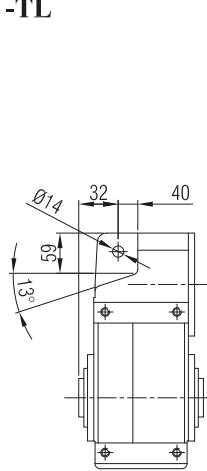
**... -FL -SL**



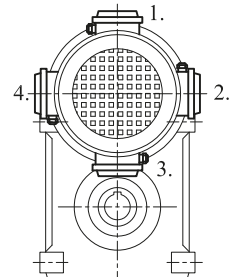
**... -FL**



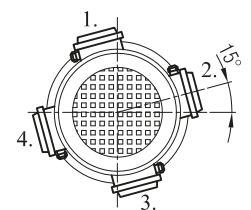
**-TL**



**Klemens Pozisyonları**  
Terminal Box Positions  
Klemenskasten Positionen



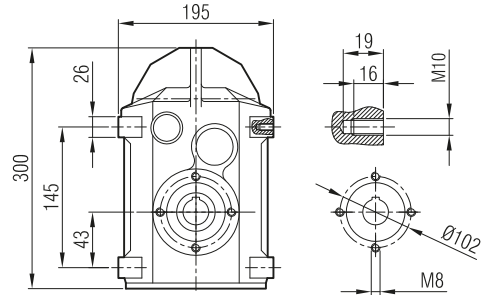
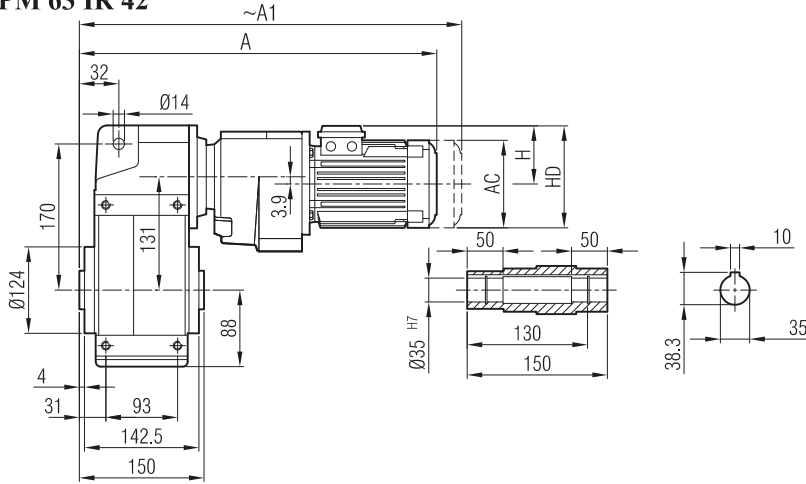
80, 90, 100, 112  
B5 Tip/Type/Typ



71 B5 Tip/Type/Typ



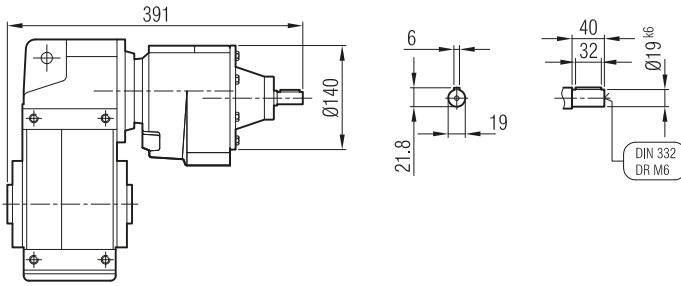
**YPM 62 İR 42**  
**YPM 63 İR 42**



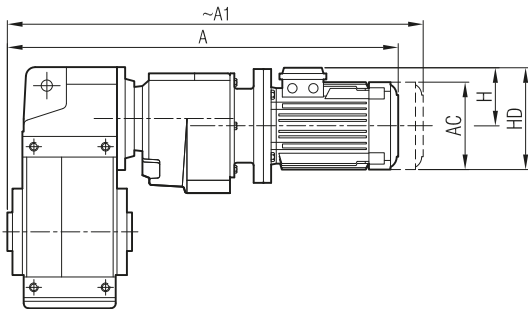
	63	71		
A	449	482		
A <sub>1</sub>	505	533		
H	97	111		
HD	160	182		
AC	121	138		

"A<sub>1</sub>" Ölçüsü Frenli Motorlar içindir.  
Dimension "A<sub>1</sub>" is for motors with brake.  
Le dimensions "A<sub>1</sub>" correspondent aux moteurs équipés de freins.

**YP 62 İR 42 / YP 62 İR 43**  
**YP 63 İR 42 / YP 63 İR 43**



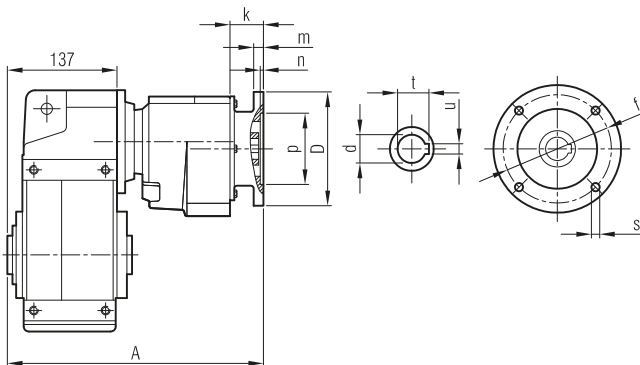
**YPPM 62 İR 42**  
**YPPM 63 İR 42**



	63/B5	71/B5		
A	494	529		
A <sub>1</sub>	550	580		
H	97	111		
HD	160	182		
AC	121	138		

"A<sub>1</sub>" Ölçüsü Frenli Motorlar içindir.  
Dimension "A<sub>1</sub>" is for motors with brake.  
Le dimensions "A<sub>1</sub>" correspondent aux moteurs équipés de freins.

**YPP 62 İR 42**  
**YPP 63 İR 42**

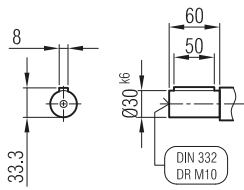
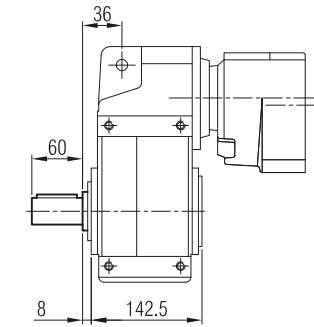


	A	Øp	Øf	ØD	s	k	m	n	Ød	t	u
63/B5	298	95	115	140	M8	35.5	8	4	11	12.8	4
71/B5	306	110	130	160	M8	45	9	4	14	16.3	5

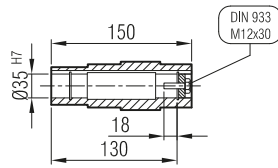
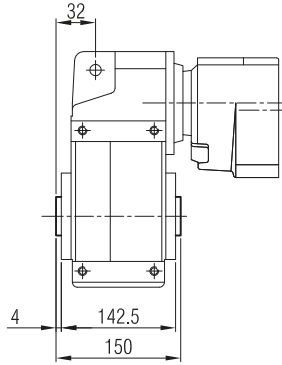


**YPM / YP  
YPPM / YPP**

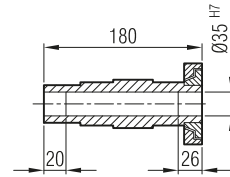
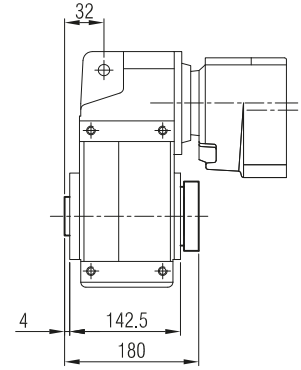
**... -SL**



**... -H**

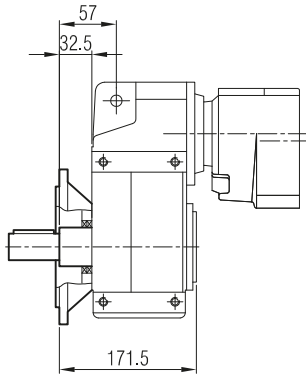


**... -SDL**

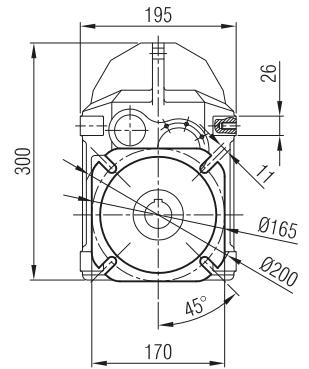
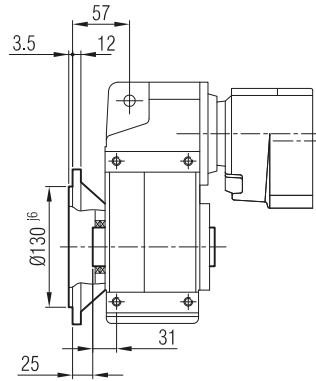


**YPFM / YPF  
YPPFM / YPPF**

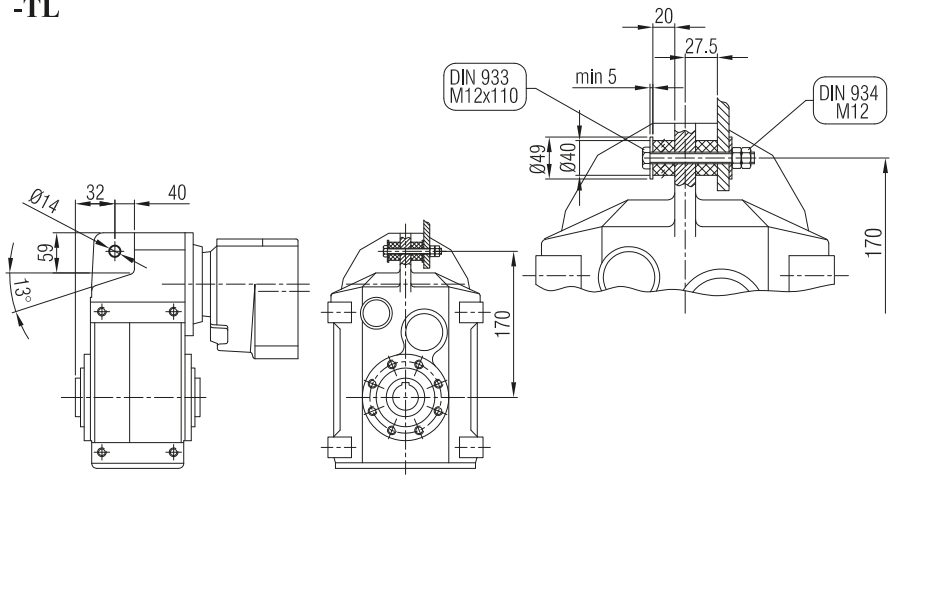
**... -FL -SL**



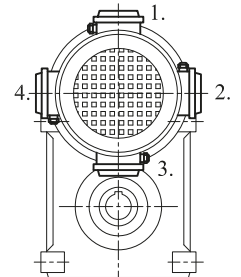
**... -FL**



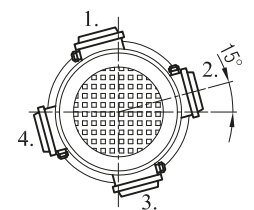
**-TL**



**Klemens Pozisyonları**  
Terminal Box Positions  
Klemenskasten Positionen



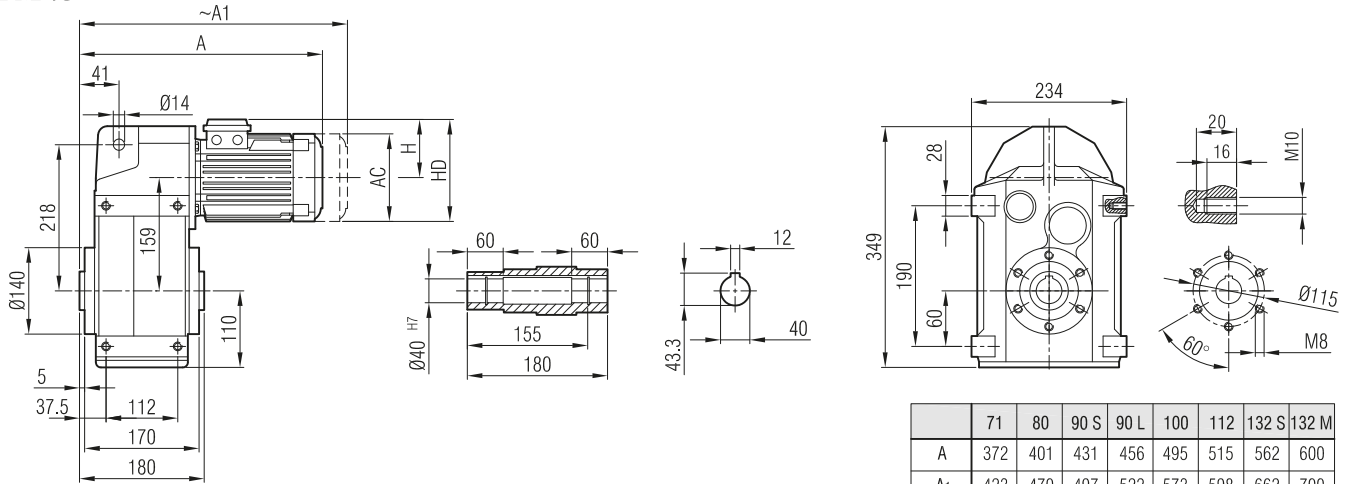
80, 90, 100, 112  
B5 Tip/Type/Typ



71 B5 Tip/Type/Typ

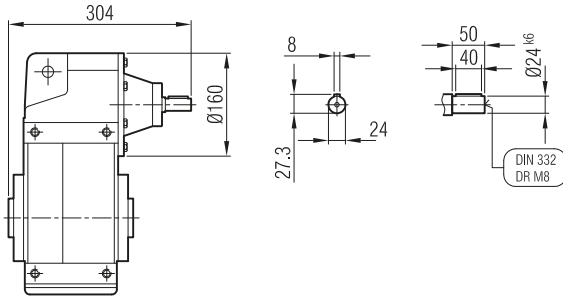


**YPM 72  
YPM 73**



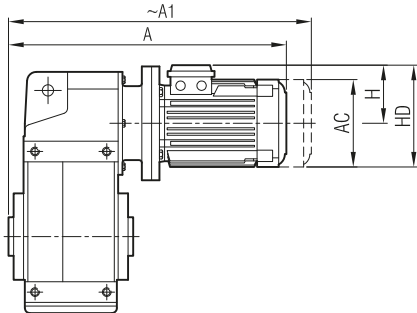
	71	80	90 S	90 L	100	112	132 S	132 M
A	372	401	431	456	495	515	562	600
A <sub>1</sub>	423	470	497	522	573	598	662	700
H	111	118	126	126	134	145	168	168
HD	182	198	216	216	234	257	300	300
AC	138	156	176	176	194	218	257	257

**YP 72  
YP 73**



**"A<sub>1</sub>" Ölçüsü Frenli Motorlar içindir.**  
Dimension "A<sub>1</sub>" is for motors with brake.  
Le dimensions "A<sub>1</sub>" correspondent aux moteurs équipés de freins.

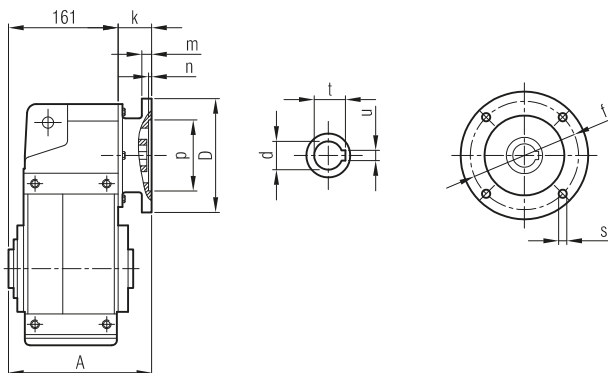
**YPPM 72  
YPPM 73**



	63/B5	71/B5	80/B5	90 S/B5	90 L/B5	100/B5	112/B5	132 S/B5	132 M/B5
A	393	429	455	470	495	540	560	620	658
A <sub>1</sub>	449	480	524	536	561	618	643	720	758
H	97	111	118	126	126	134	145	168	168
HD	160	182	198	216	216	234	257	300	300
AC	121	138	156	176	176	194	218	257	257

**"A<sub>1</sub>" Ölçüsü Frenli Motorlar içindir.**  
Dimension "A<sub>1</sub>" is for motors with brake.  
Le dimensions "A<sub>1</sub>" correspondent aux moteurs équipés de freins.

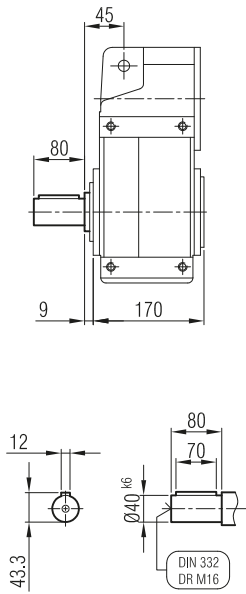
**YPP 72  
YPP 73**



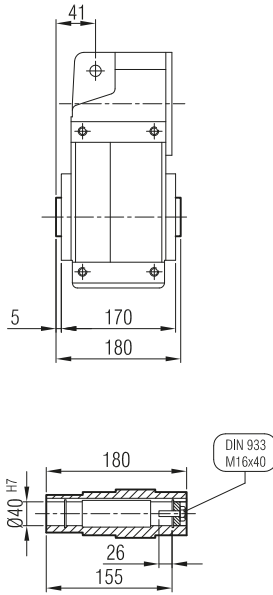
	A	Øp	Øf	ØD	s	k	m	n	Ød	t	u
63/B5	197	95	115	140	M8	35.5	8	4	11	12.8	4
71/B5	206	110	130	160	M8	45	9	4	14	16.3	5
80/B5	211	130	165	200	M10	50	12	5	19	21.8	6
90/B5	211	130	165	200	M10	50	12	5	24	27.3	8
100/B5	224	180	215	250	M12	63	14	5	28	31.3	8
112/B5	224	180	215	250	M12	63	14	5	28	31.3	8
132/B5	240	230	265	300	M12	79	17	5	38	41.3	10



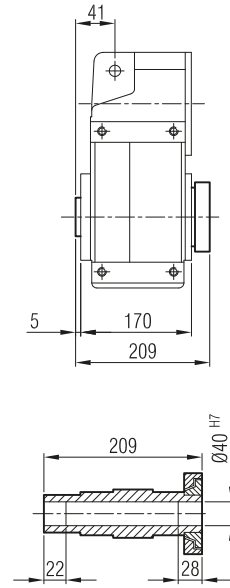
**YPM / YP  
YPPM / YPP ... -SL**



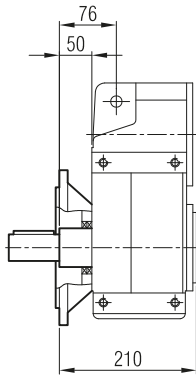
**... -H**



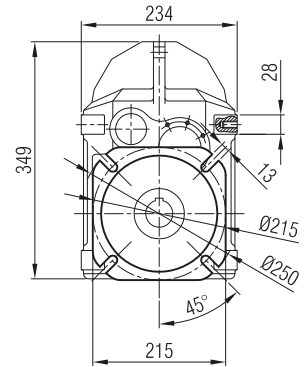
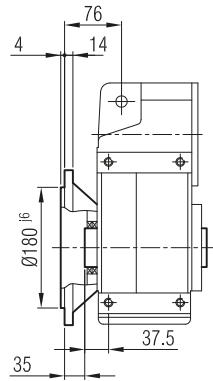
**... -SDL**



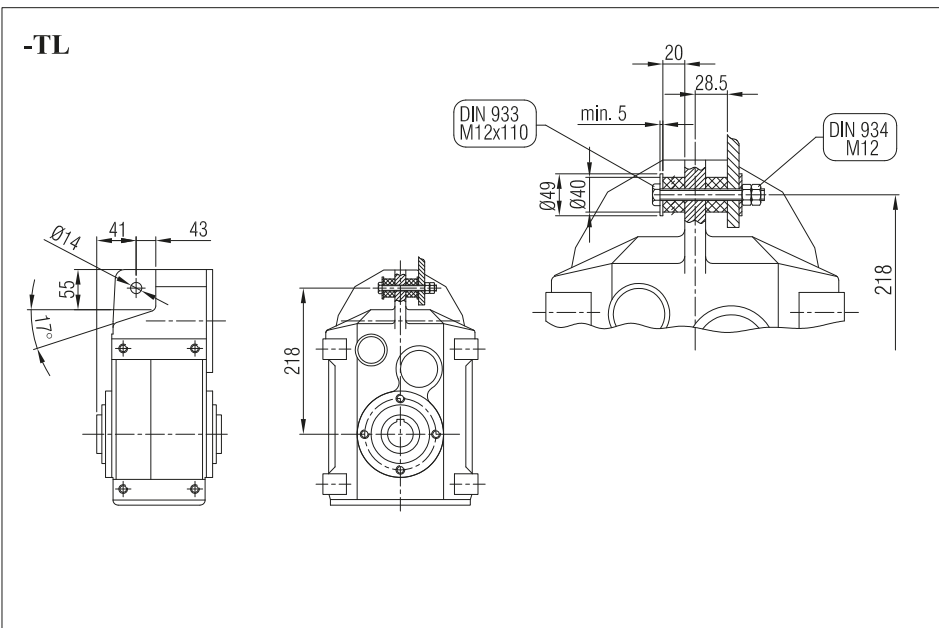
**YPFM / YPF  
YPFPM / YPF ... -FL -SL**



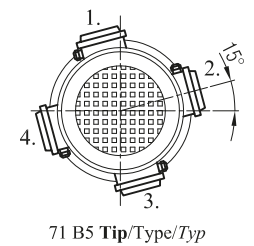
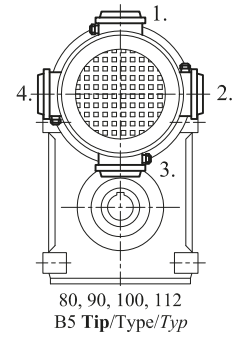
**... -FL**



**-TL**



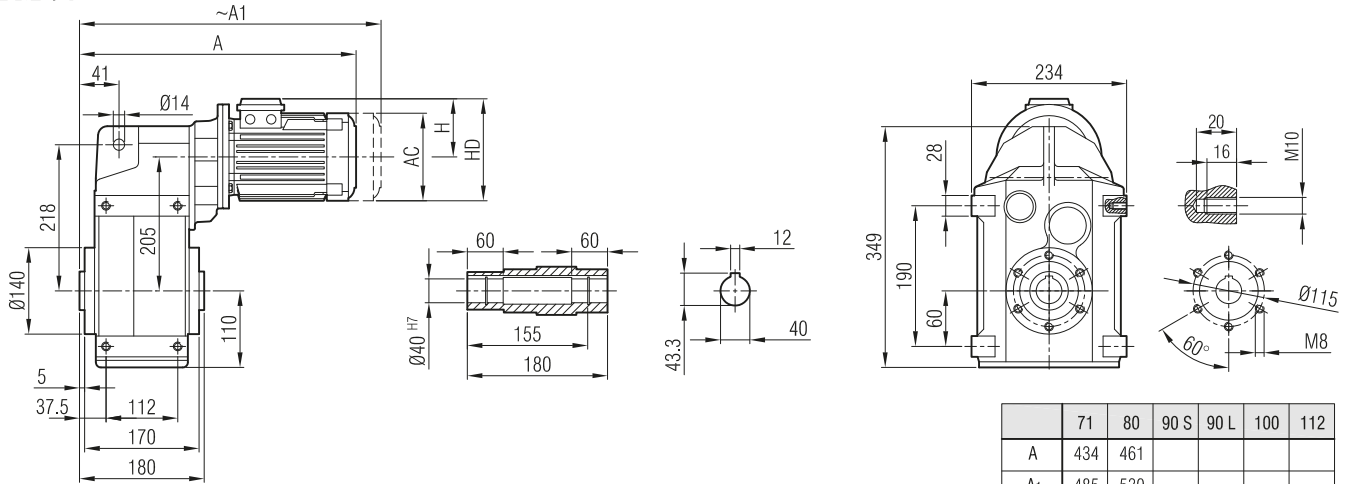
**Klemens Pozisyonları**  
Terminal Box Positions  
Klemenskasten Positionen





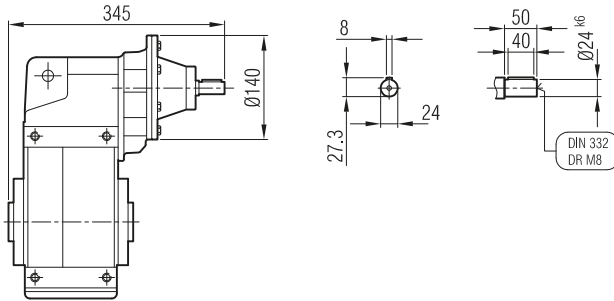


**YPM 74**



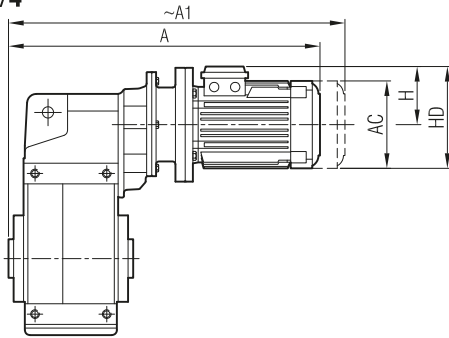
	71	80	90 S	90 L	100	112
A	434	461				
A <sub>1</sub>	485	530				
H	111	118				
HD	182	198				
AC	138	156				

**YP 74**



**"A<sub>1</sub>" Ölçüsü Frenli Motorlar içindir.**  
Dimension "A<sub>1</sub>" is for motors with brake.  
Le dimensions "A<sub>1</sub>" correspondent aux moteurs équipés de freins.

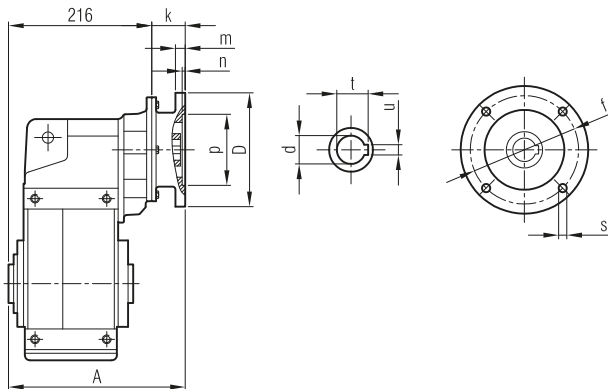
**YPPM 74**



	63/B5	71/B5	80/B5	90 S/B5
A	448	483	506	
A <sub>1</sub>	504	534	575	
H	97	111	118	
HD	160	182	198	
AC	121	138	156	

**"A<sub>1</sub>" Ölçüsü Frenli Motorlar içindir.**  
Dimension "A<sub>1</sub>" is for motors with brake.  
Le dimensions "A<sub>1</sub>" correspondent aux moteurs équipés de freins.

**YPP 74**

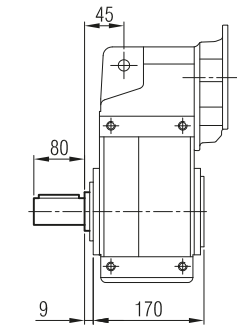


	A	Øp	Øf	ØD	s	k	m	n	Ød	t	u
63/B5	252	95	115	140	M8	35,5	8	4	11	12,8	4
71/B5	260	110	130	160	M8	44	9	4	14	16,3	5
80/B5	262	130	165	200	M10	46	12	5	19	21,8	6

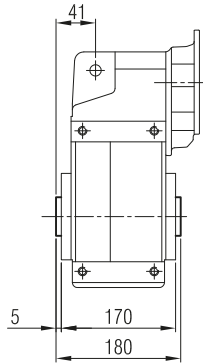


**YPM / YP  
YPPM / YPP**

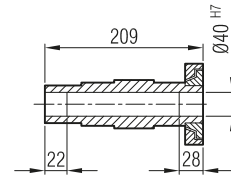
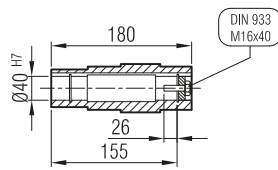
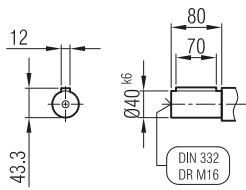
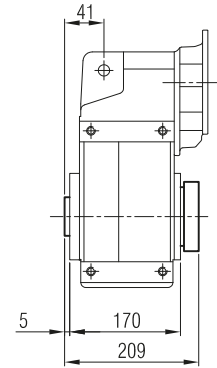
**... -SL**



**... -H**

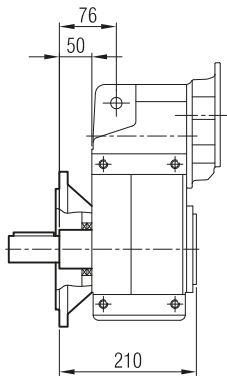


**... -SDL**

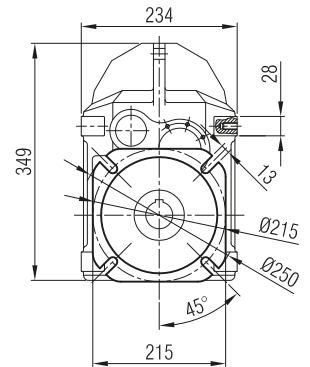
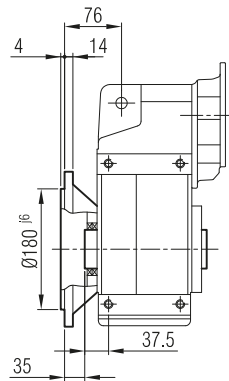


**YPFM / YPF  
YPFPM / YPF**

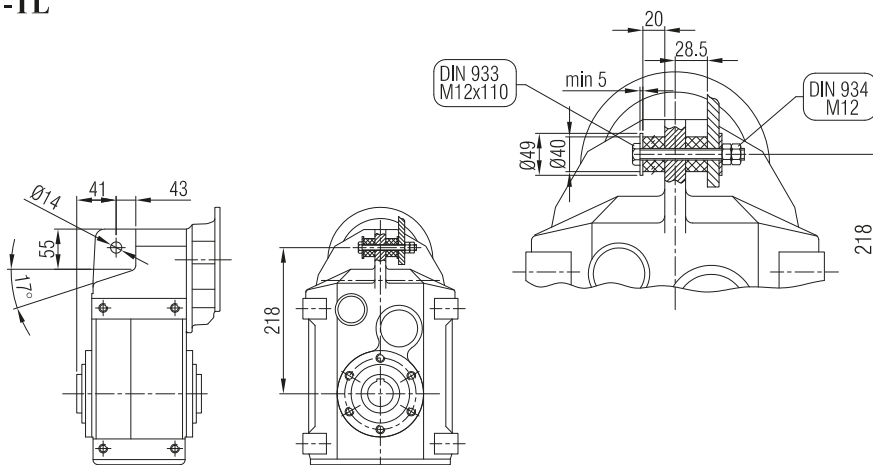
**... -FL -SL**



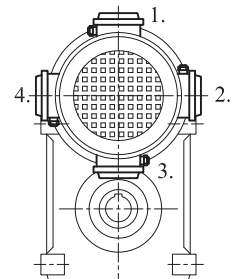
**... -FL**



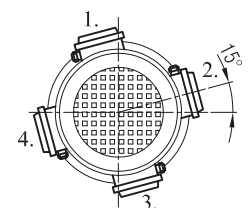
**-TL**



**Klemens Pozisyonları**  
Terminal Box Positions  
Klemenskasten Positionen



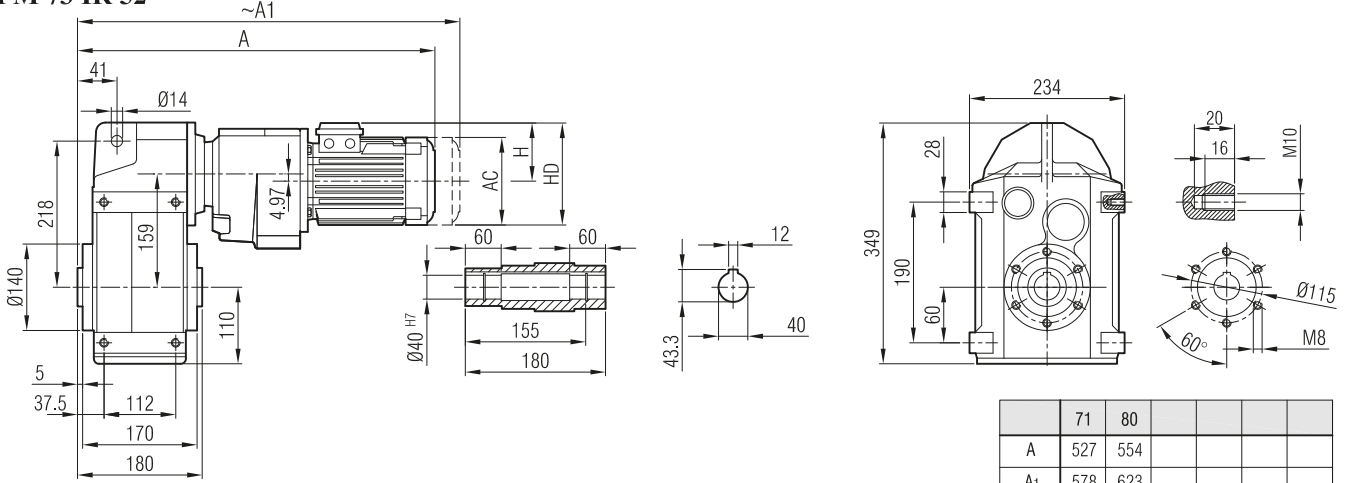
80, 90, 100, 112  
B5 Tip/Type/Typ



71 B5 Tip/Type/Typ

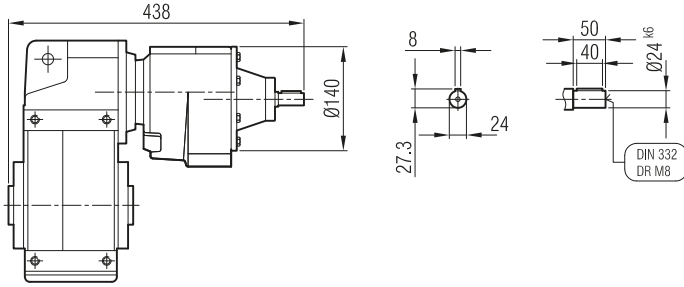


**YPM 72 İR 53**  
**YPM 73 İR 52**



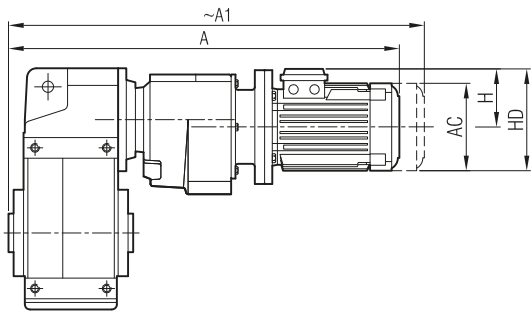
	71	80			
A	527	554			
A <sub>1</sub>	578	623			
H	111	118			
HD	182	198			
AC	138	156			

**YP 72 İR 52 / YP 72 İR 53**  
**YP 73 İR 53 / YP 73 İR 53**



**"A<sub>1</sub>" Ölçüsü Frenli Motorlar içindir.**  
Dimension "A<sub>1</sub>" is for motors with brake.  
Le dimensions "A<sub>1</sub>" correspondent aux moteurs équipés de freins.

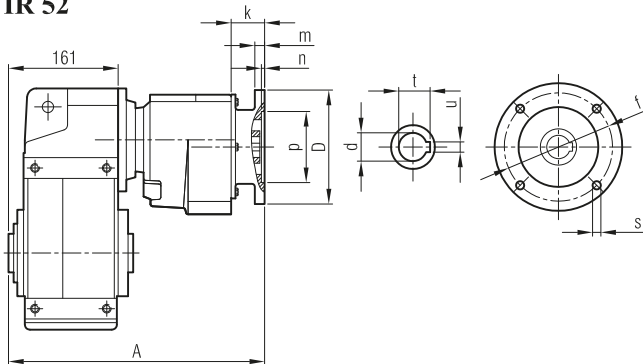
**YPPM 72 İR 53**  
**YPPM 73 İR 52**



	63/B5	71/B5	80/B5	
A	541	576	599	
A <sub>1</sub>	597	627	668	
H	97	111	118	
HD	160	182	198	
AC	121	138	156	

**"A<sub>1</sub>" Ölçüsü Frenli Motorlar içindir.**  
Dimension "A<sub>1</sub>" is for motors with brake.  
Le dimensions "A<sub>1</sub>" correspondent aux moteurs équipés de freins.

**YPP 72 İR 53**  
**YPP 73 İR 52**

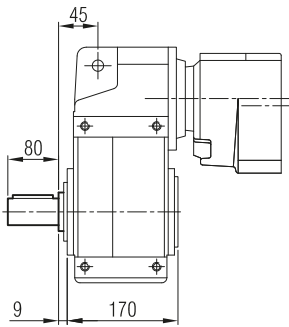


	A	Øp	Øf	ØD	s	k	m	n	Ød	t	u
63/B5	345	95	115	140	M8	35.5	8	4	11	12.8	4
71/B5	353	110	130	160	M8	44	9	4	14	16.3	5
80/B5	355	130	165	200	M10	46	12	5	19	21.8	6

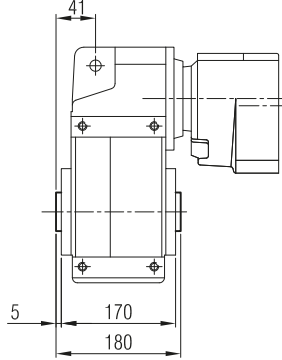


**YPM / YP  
YPPM / YPP**

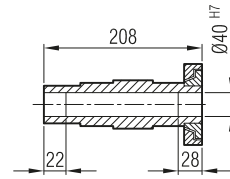
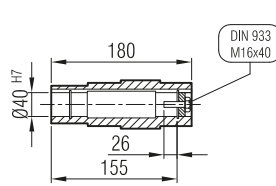
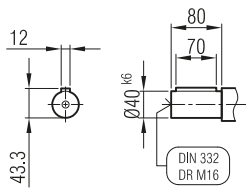
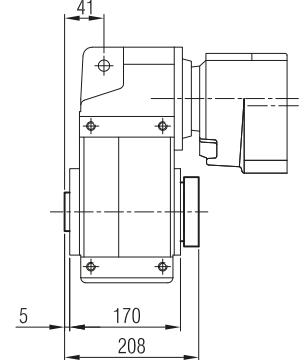
**... -SL**



**... -H**

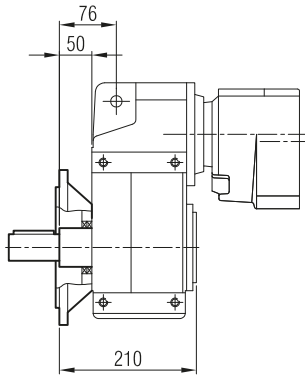


**... -SDL**

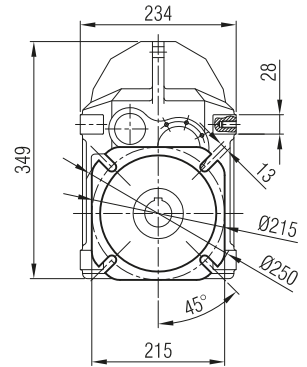
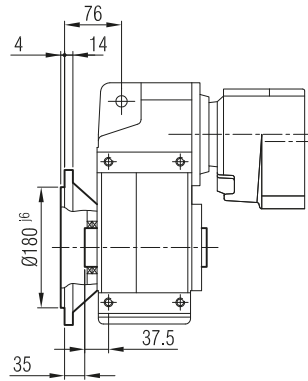


**YPFM / YPF  
YPFPM / YPF**

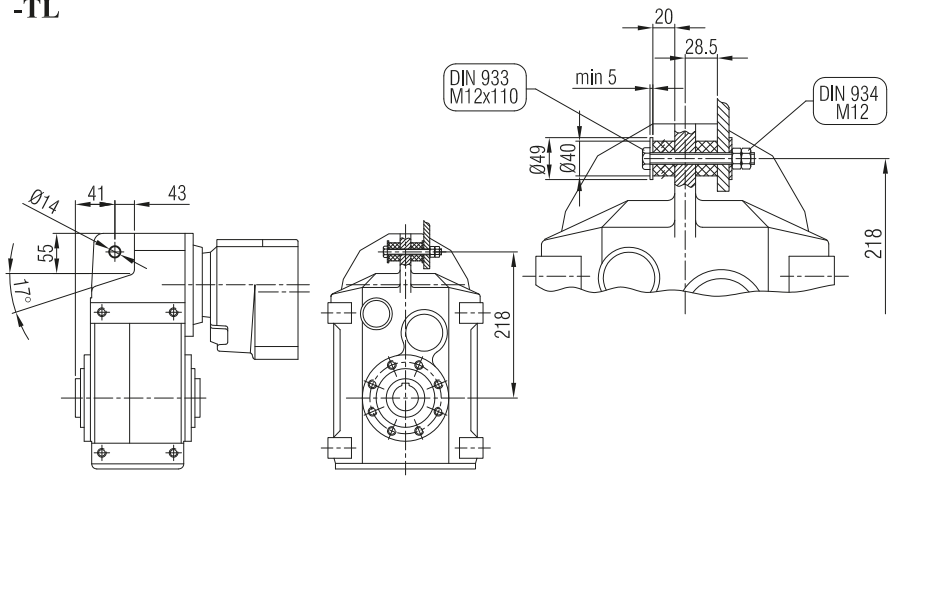
**... -FL -SL**



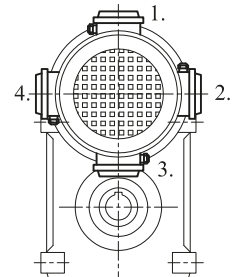
**... -FL**



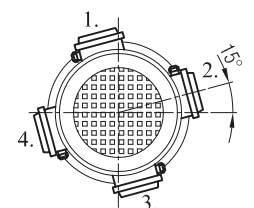
**-TL**



**Klemens Pozisyonları**  
Terminal Box Positions  
Klemenskasten Positionen



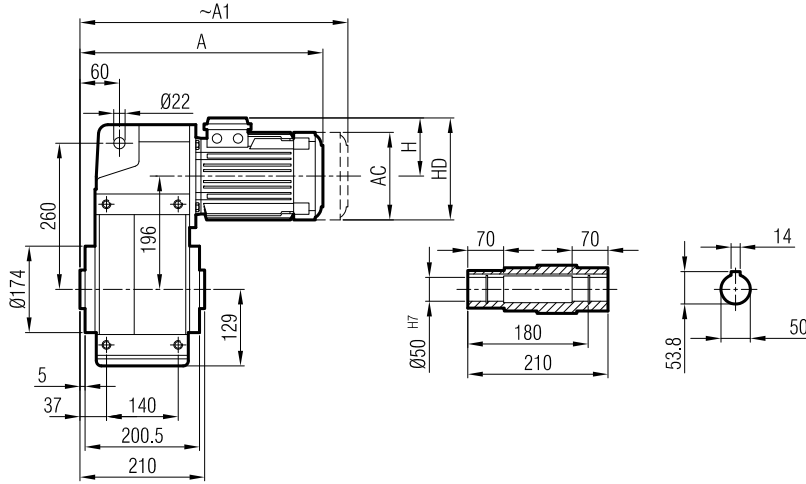
80, 90, 100, 112  
B5 Tip/Type/Typ



71 B5 Tip/Type/Typ

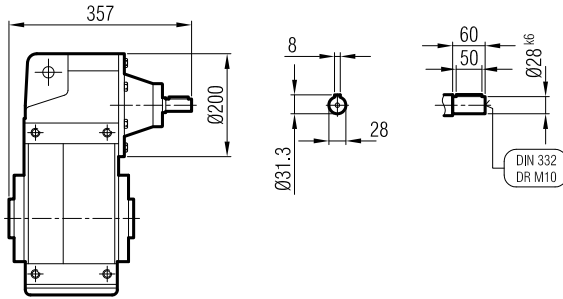


**YPM 82**  
**YPM 83**



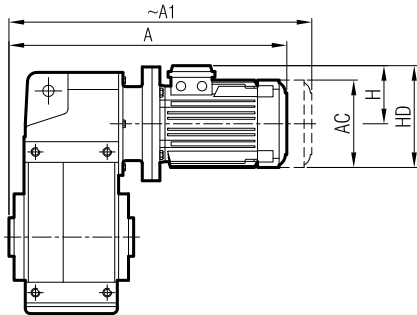
	71	80	90 S	90 L	100	112	132 S	132 M	160 M	160 L
A	394	424	454	479	521	544	591	629	696	767
A <sub>1</sub>	445	493	520	545	599	627	691	729	821	855
H	111	118	126	126	134	145	168	168	220	220
HD	182	198	216	216	234	257	300	300	380	380
AC	138	156	176	176	194	218	257	257	310	310

**YP 82**  
**YP 83**



**"A<sub>1</sub>" Ölçüsü Frenli Motorlar içindir.**  
Dimension "A<sub>1</sub>" is for motors with brake.  
*Le dimensions "A<sub>1</sub>" correspondent aux moteurs équipés de freins.*

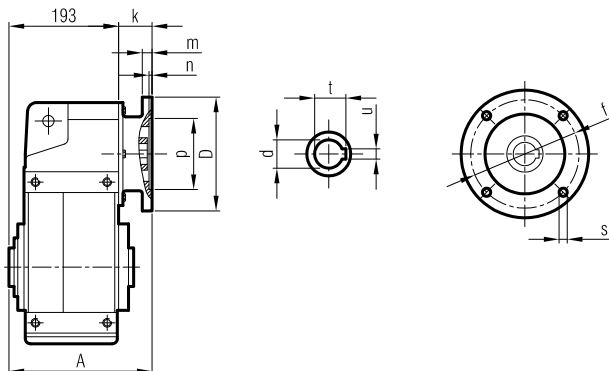
**YPPM 82**  
**YPPM 83**



	71/B5	80/B5	90 S/B5	90 L/B5	100/ B5	112/ B5	132 S/B5	132 M/B5	160 M/B5	160 L/B5
A	470	503	519	544	580	600	668	706	796	767
A <sub>1</sub>	521	572	585	610	658	683	768	806	911	855
H	111	118	126	126	134	145	168	168	220	220
HD	182	198	216	216	234	257	300	300	380	380
AC	138	156	176	176	194	218	257	257	310	310

**"A<sub>1</sub>" Ölçüsü Frenli Motorlar içindir.**  
Dimension "A<sub>1</sub>" is for motors with brake.  
*Le dimensions "A<sub>1</sub>" correspondent aux moteurs équipés de freins.*

**YPP 82**  
**YPP 83**

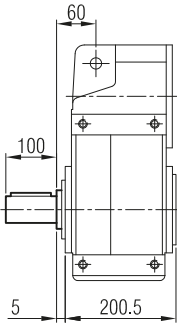


	A	Øp	Øf	ØD	s	k	m	n	Ød	t	u
71/B5	248	110	130	160	M8	55	10	4	14	16.3	5
80/B5	260	130	165	200	M10	67	12	5	19	21.8	6
90/B5	260	130	165	200	M10	67	12	5	24	27.3	8
100/B5	264	180	215	250	M12	71.5	14	5	28	31.3	8
112/B5	264	180	215	250	M12	71.5	14	5	28	31.3	8
132/B5	288	230	265	300	M12	95.5	17	5	38	41.3	10
160/B5	304	250	300	350	M14	111	18	6.5	42	45.3	12

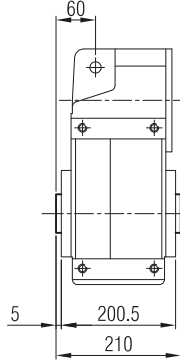


**YPM / YP  
YPPM / YPP**

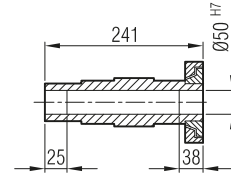
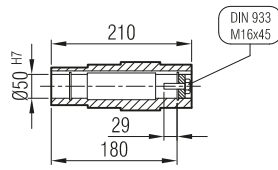
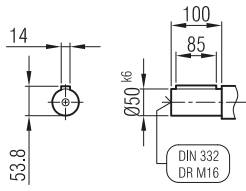
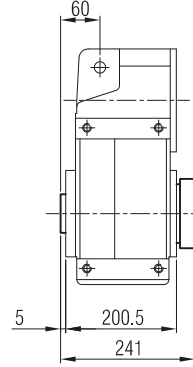
**... -SL**



**... -H**

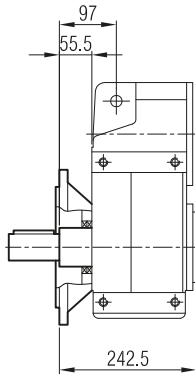


**... -SDL**

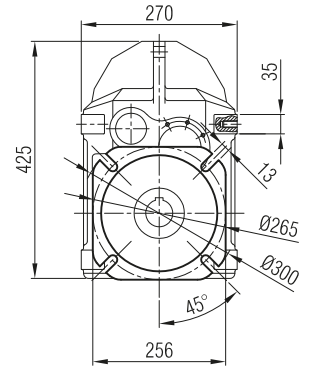
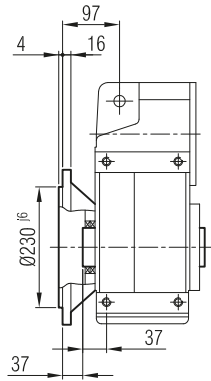


**YPFM / YPF  
YPPFM / YPPF**

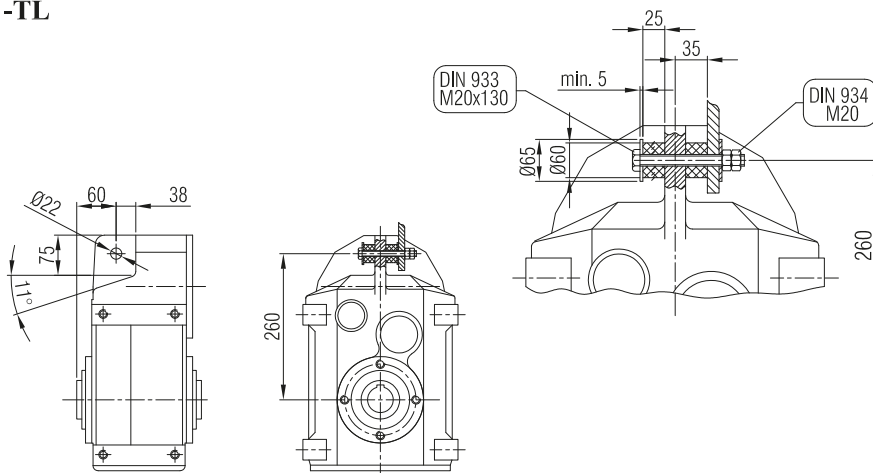
**... -FL -SL**



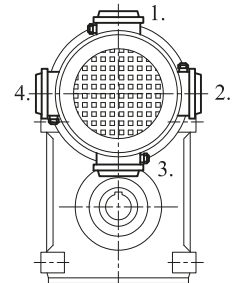
**... -FL**



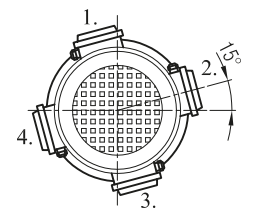
**-TL**



**Klemens Pozisyonları**  
Terminal Box Positions  
Klemenskasten Positionen



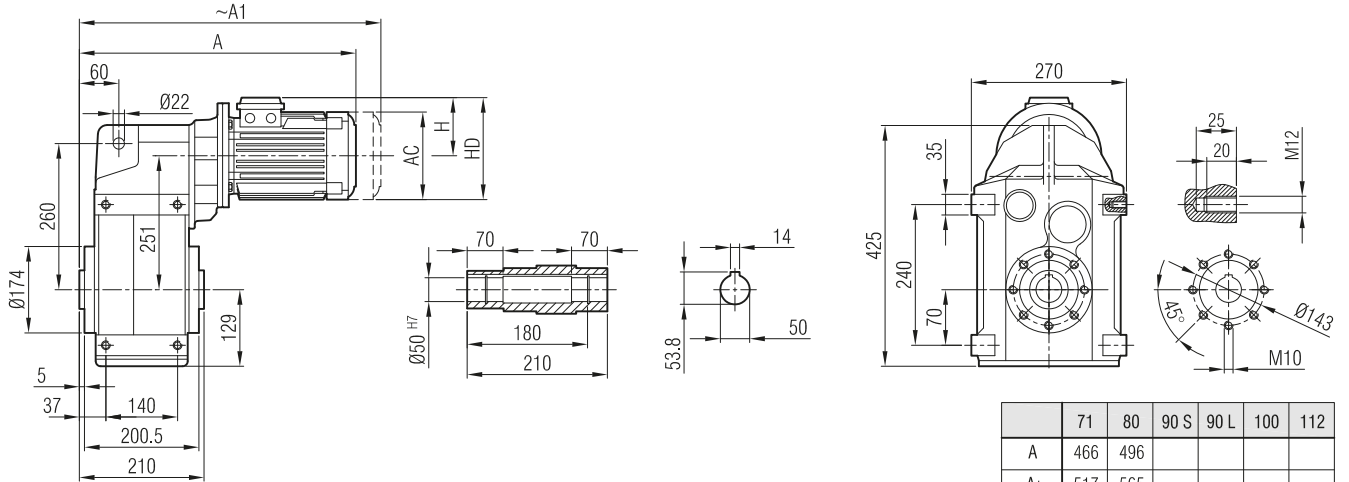
71, 90, 100, 112, 132  
B5 Tip/Type/Typ



80 B5 Tip/Type/Typ



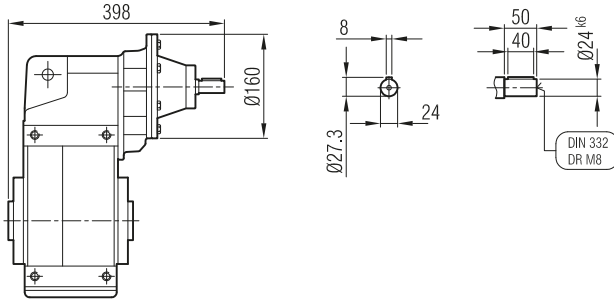
**YPM 84**



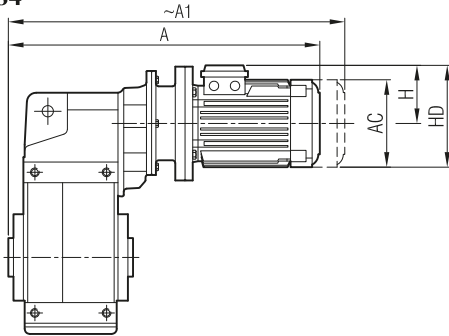
	71	80	90 S	90 L	100	112
A	466	496				
A <sub>1</sub>	517	565				
H	111	118				
HD	182	198				
AC	138	156				

"A<sub>1</sub>" Ölçüsü Frenli Motorlar içindir.  
Dimension "A<sub>1</sub>" is for motors with brake.  
Le dimensions "A<sub>1</sub>" correspondent aux moteurs équipés de freins.

**YP 84**



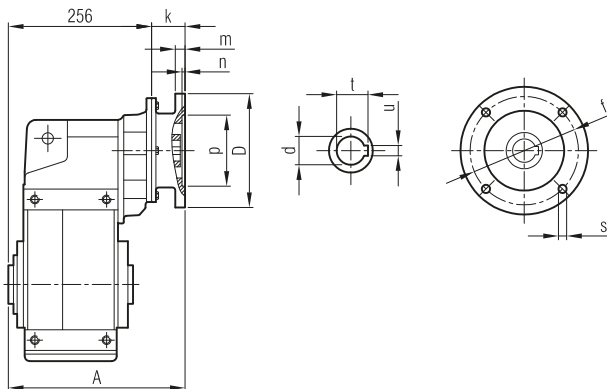
**YPPM 84**



	63/B5	71/B5	80/B5	90 S/B5
A	488	523	549	
A <sub>1</sub>	544	574	618	
H	97	111	118	
HD	160	182	198	
AC	121	138	156	

"A<sub>1</sub>" Ölçüsü Frenli Motorlar içindir.  
Dimension "A<sub>1</sub>" is for motors with brake.  
Le dimensions "A<sub>1</sub>" correspondent aux moteurs équipés de freins.

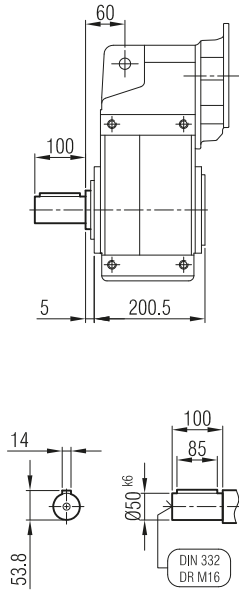
**YPP 84**



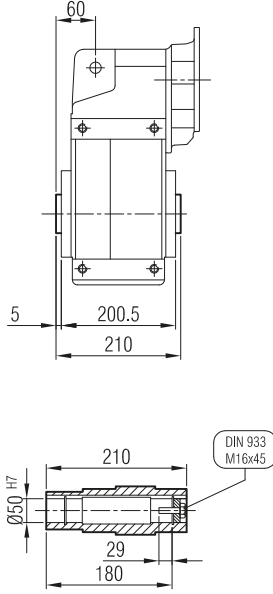
	A	Øp	Øf	ØD	s	k	m	n	Ød	t	u
63/B5	291	95	115	140	M8	35,5	8	4	11	12,8	4
71/B5	301	110	130	160	M8	45	10	4	14	16,3	5
80/B5	306	130	165	200	M10	50	12	5	19	21,8	6



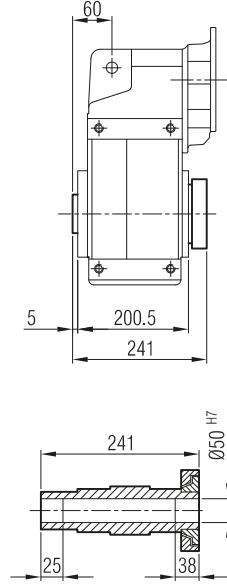
**YPM / YP  
YPPM / YPP ... -SL**



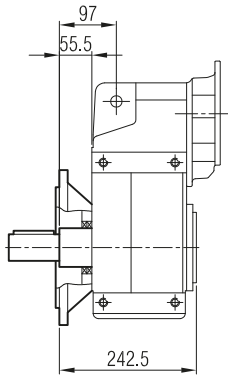
**... -H**



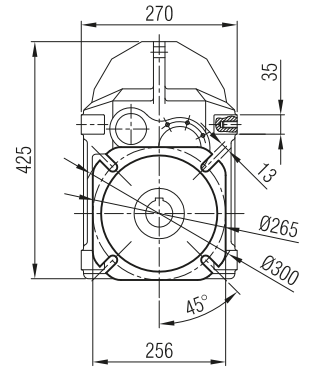
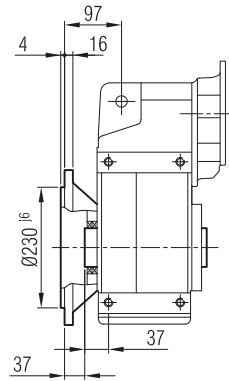
**... -SDL**



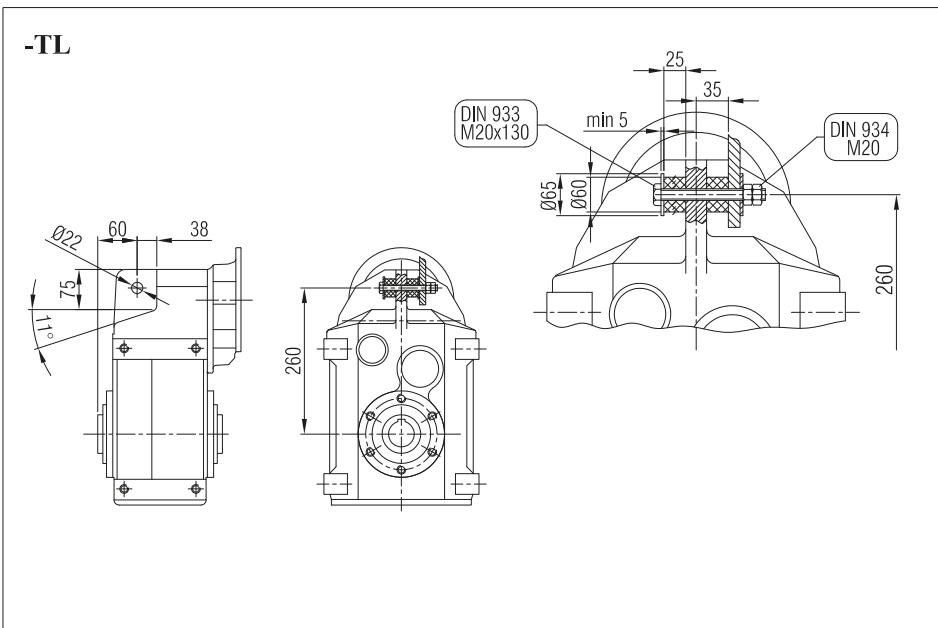
**YPFM / YPF  
YPPFM / YPPF ... -FL -SL**



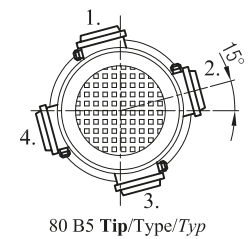
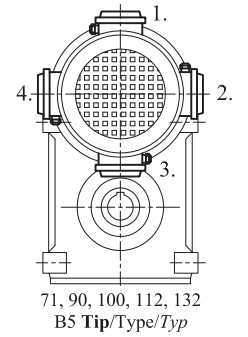
**... -FL**



**-TL**



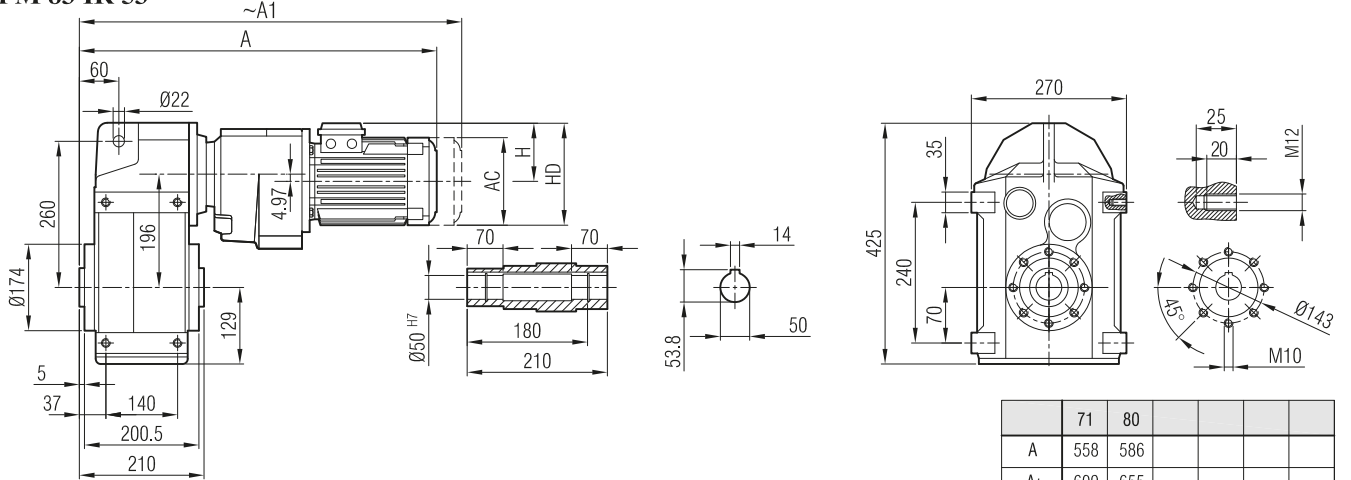
**Klemens Pozisyonları**  
Terminal Box Positions  
Klemenskasten Positionen



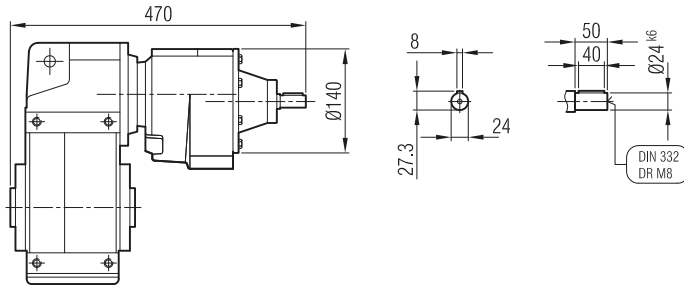




**YPM 82 İR 52 / YPM 82 İR 53**  
**YPM 83 İR 53**

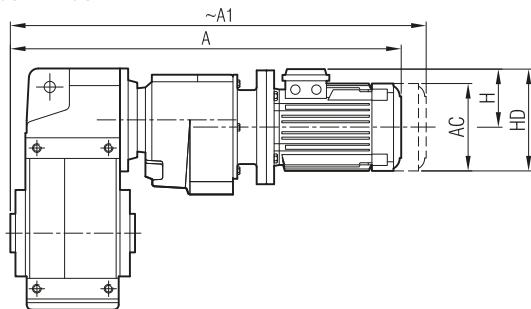


**YP 82 İR 52 / YP 82 İR 53**  
**YP 83 İR 52 / YP 83 İR 53**



"A<sub>1</sub>" Ölçüsü Frenli Motorlar içindir.  
Dimension "A<sub>1</sub>" is for motors with brake.  
Le dimensions "A<sub>1</sub>" correspondent aux moteurs équipés de freins.

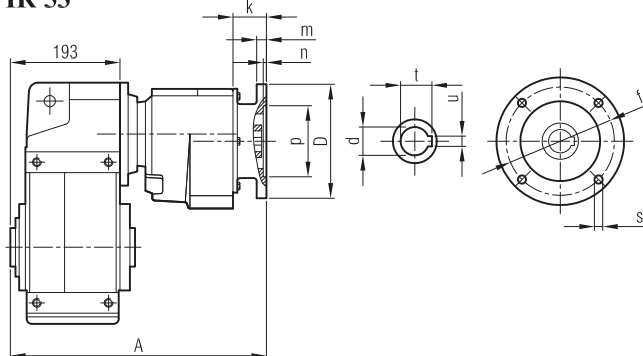
**YPPM 82 İR 52 / YPPM 82 İR 53**  
**YPPM 83 İR 53**



	63/B5	71/B5	80/B5	
A	573	607	630	
A <sub>1</sub>	629	658	699	
H	97	111	118	
HD	160	182	198	
AC	121	138	156	

"A<sub>1</sub>" Ölçüsü Frenli Motorlar içindir.  
Dimension "A<sub>1</sub>" is for motors with brake.  
Le dimensions "A<sub>1</sub>" correspondent aux moteurs équipés de freins.

**YPP 82 İR 52 / YPP 82 İR 53**  
**YPP 83 İR 53**

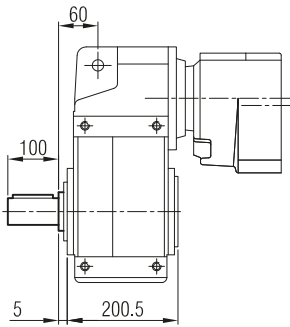


	A	Øp	Øf	ØD	s	k	m	n	Ød	t	u
63/B5	184	95	115	140	M8	35,5	8	4	11	12,8	4
71/B5	385	110	130	160	M8	44	9	4	14	16,3	5
80/B5	387	130	165	200	M10	46	12	5	19	21,8	6

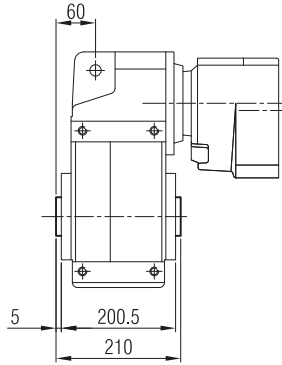


**YPM / YP  
YPPM / YPP**

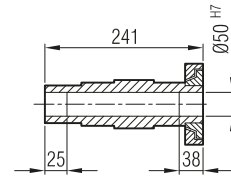
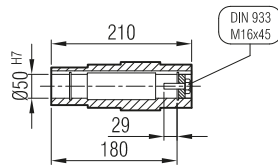
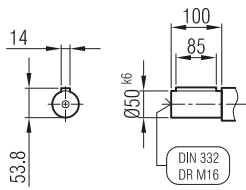
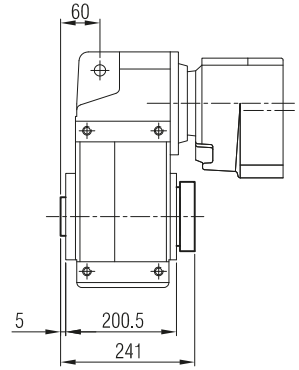
**... -SL**



**... -H**

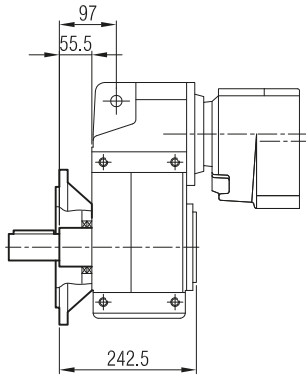


**... -SDL**

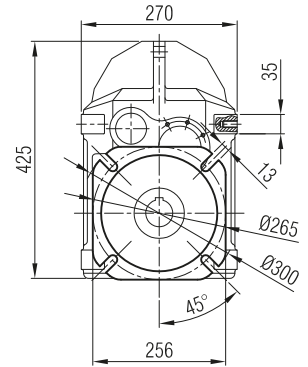
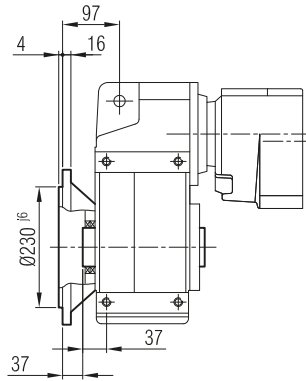


**YPFM / YPF  
YPPFM / YPPF**

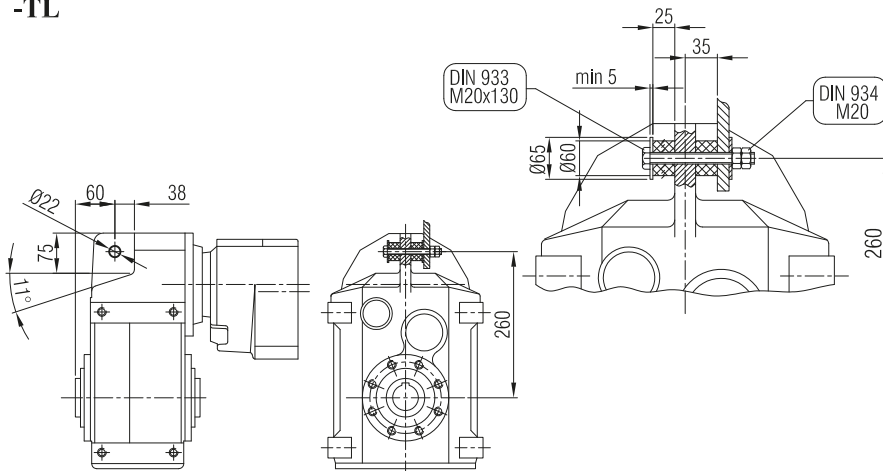
**... -FL -SL**



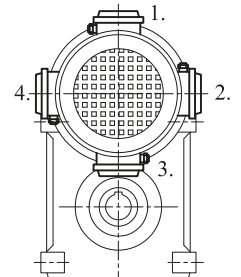
**... -FL**



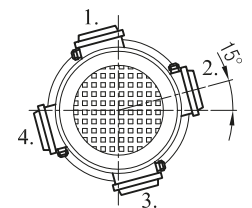
**-TL**



**Klemens Pozisyonları**  
Terminal Box Positions  
Klemenskasten Positionen



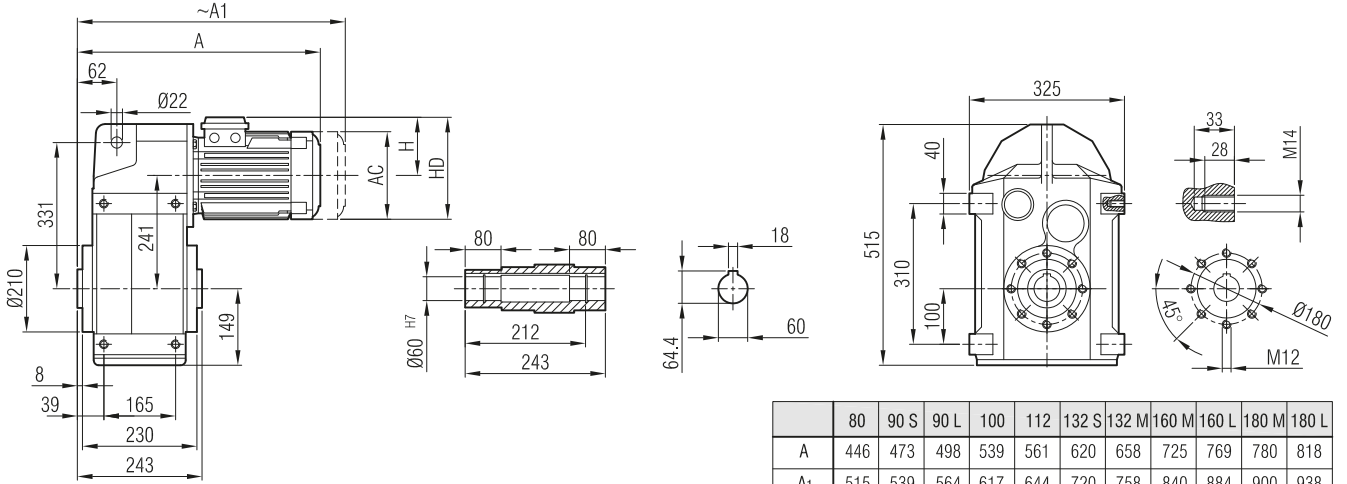
71, 90, 100, 112, 132  
B5 Tip/Type/Typ



80 B5 Tip/Type/Typ



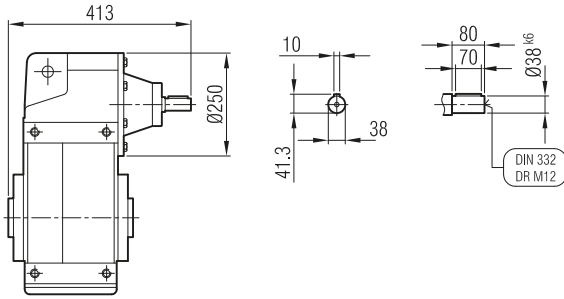
**YPM 92  
YPM 93**



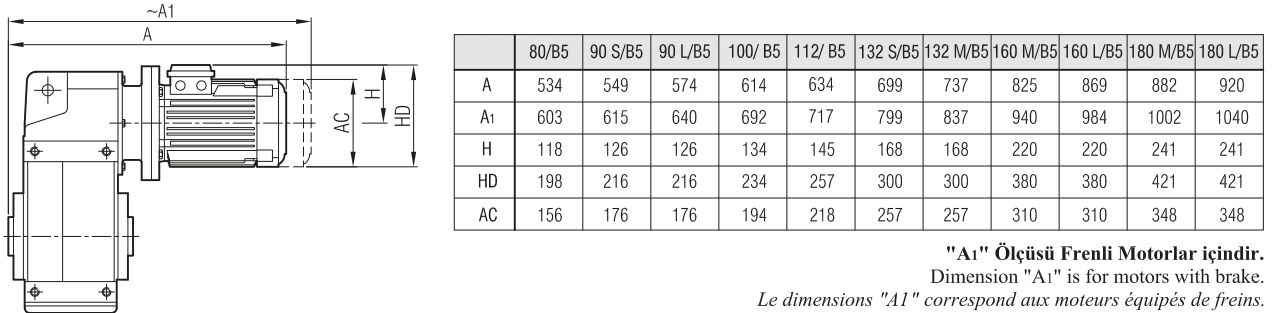
	80	90 S	90 L	100	112	132 S	132 M	160 M	160 L	180 M	180 L
A	446	473	498	539	561	620	658	725	769	780	818
A <sub>1</sub>	515	539	564	617	644	720	758	840	884	900	938
H	118	126	126	134	145	168	168	220	220	241	241
HD	198	216	216	234	257	300	300	380	380	421	421
AC	156	176	176	194	218	257	257	310	310	348	348

"A<sub>1</sub>" Ölçüsü Frenli Motorlar içindir.  
Dimension "A<sub>1</sub>" is for motors with brake.  
Le dimensions "A<sub>1</sub>" correspondent aux moteurs équipés de freins.

**YP 92  
YP 93**



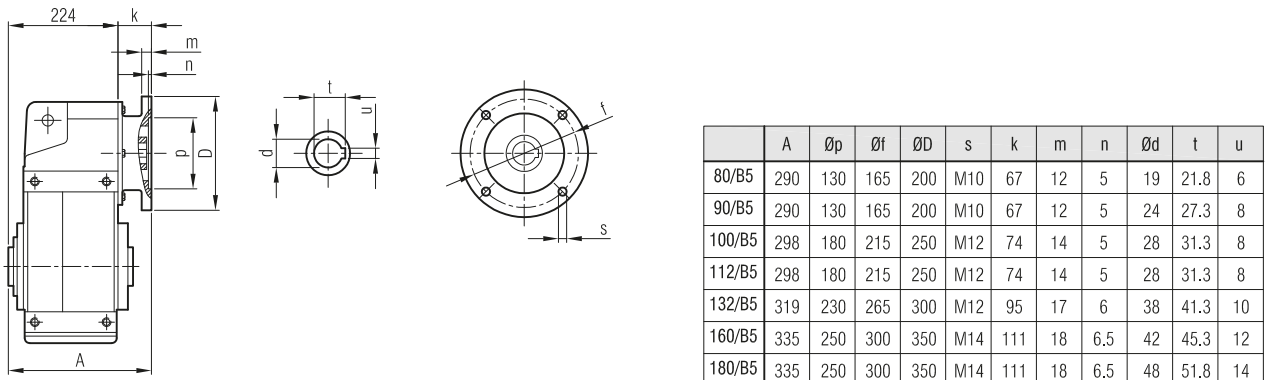
**YPPM 92  
YPPM 93**



	80/B5	90 S/B5	90 L/B5	100/B5	112/B5	132 S/B5	132 M/B5	160 M/B5	160 L/B5	180 M/B5	180 L/B5
A	534	549	574	614	634	699	737	825	869	882	920
A <sub>1</sub>	603	615	640	692	717	799	837	940	984	1002	1040
H	118	126	126	134	145	168	168	220	220	241	241
HD	198	216	216	234	257	300	300	380	380	421	421
AC	156	176	176	194	218	257	257	310	310	348	348

"A<sub>1</sub>" Ölçüsü Frenli Motorlar içindir.  
Dimension "A<sub>1</sub>" is for motors with brake.  
Le dimensions "A<sub>1</sub>" correspondent aux moteurs équipés de freins.

**YPP 92  
YPP 93**

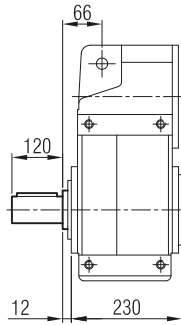


	A	Øp	Øf	ØD	s	k	m	n	Ød	t	u
80/B5	290	130	165	200	M10	67	12	5	19	21.8	6
90/B5	290	130	165	200	M10	67	12	5	24	27.3	8
100/B5	298	180	215	250	M12	74	14	5	28	31.3	8
112/B5	298	180	215	250	M12	74	14	5	28	31.3	8
132/B5	319	230	265	300	M12	95	17	6	38	41.3	10
160/B5	335	250	300	350	M14	111	18	6.5	42	45.3	12
180/B5	335	250	300	350	M14	111	18	6.5	48	51.8	14

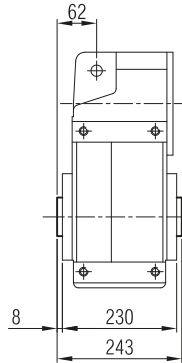


**YPM / YP  
YPPM / YPP**

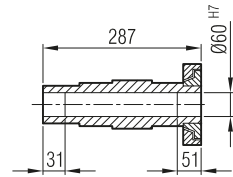
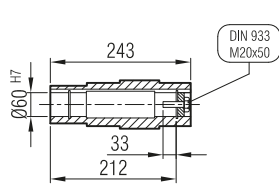
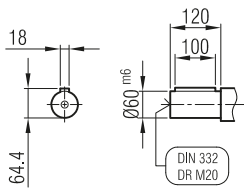
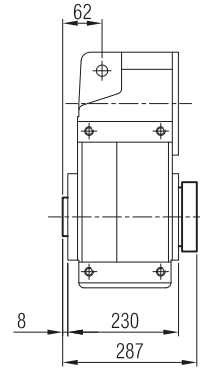
**... -SL**



**... -H**

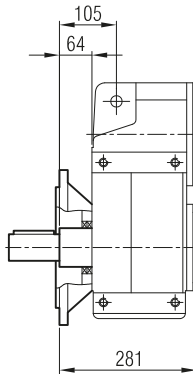


**... -SDL**

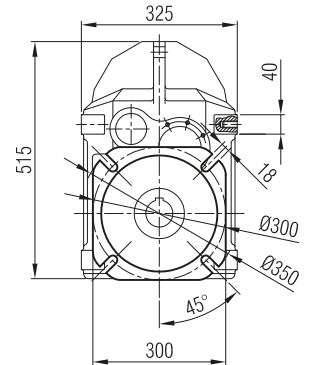
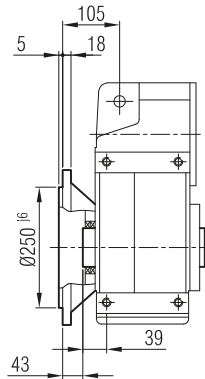


**YPFM / YPF  
YPFPM / YPF**

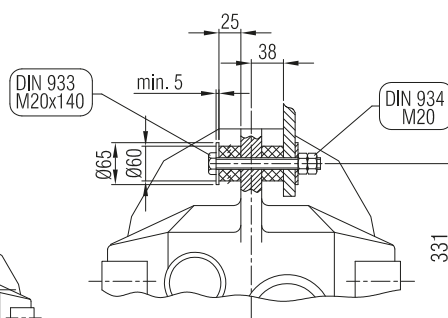
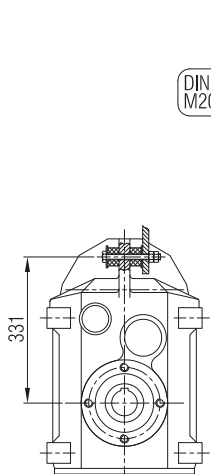
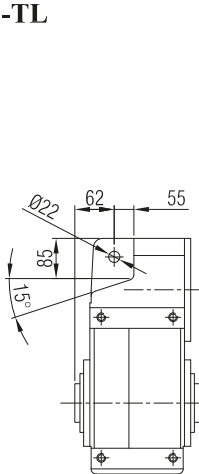
**... -FL -SL**



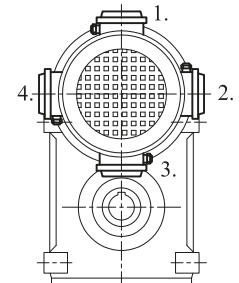
**... -FL**



**-TL**

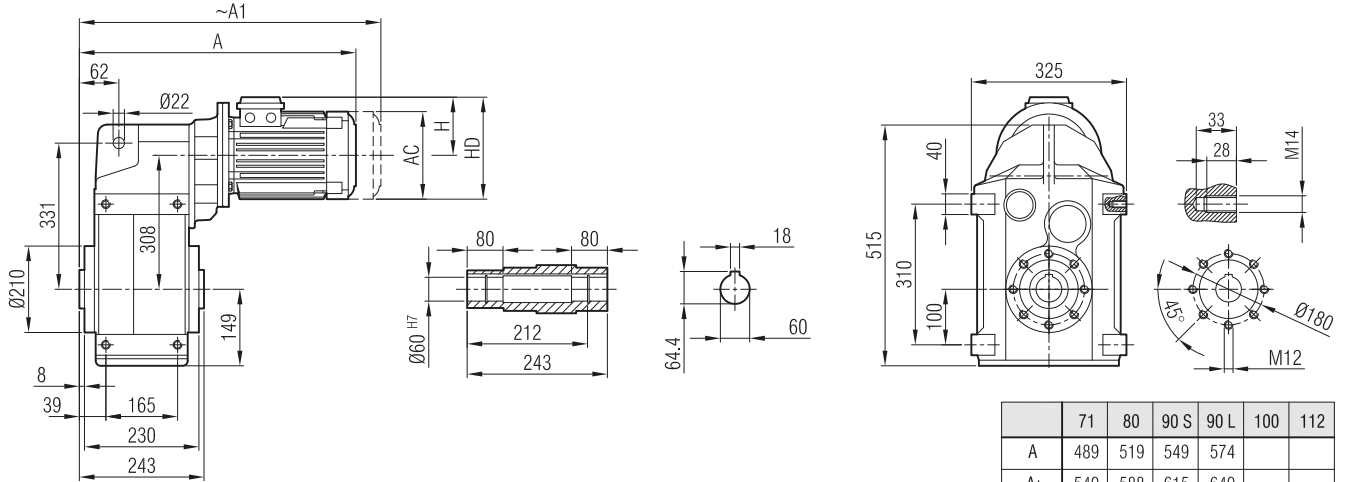


**Klemens Pozisyonları**  
Terminal Box Positions  
Klemenskasten Positionen





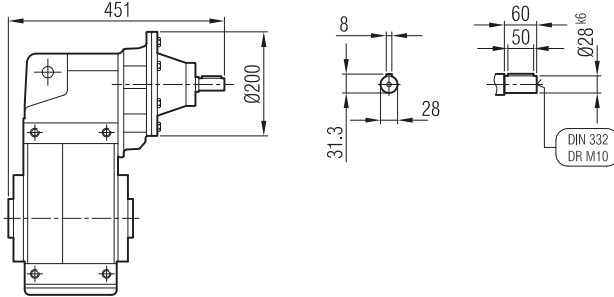
**YPM 94**



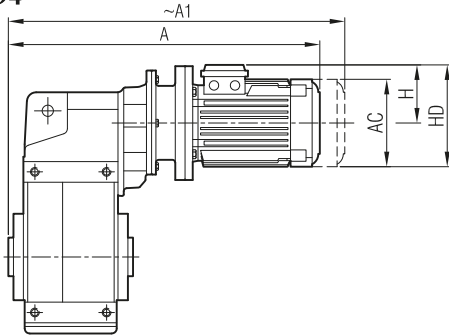
	71	80	90 S	90 L	100	112
A	489	519	549	574		
A <sub>1</sub>	540	588	615	640		
H	111	118	126	126		
HD	182	198	216	216		
AC	138	156	176	176		

**"A<sub>1</sub>" Ölçüsü Frenli Motorlar içindir.**  
Dimension "A<sub>1</sub>" is for motors with brake.  
Le dimensions "A<sub>1</sub>" correspondent aux moteurs équipés de freins.

**YP 94**



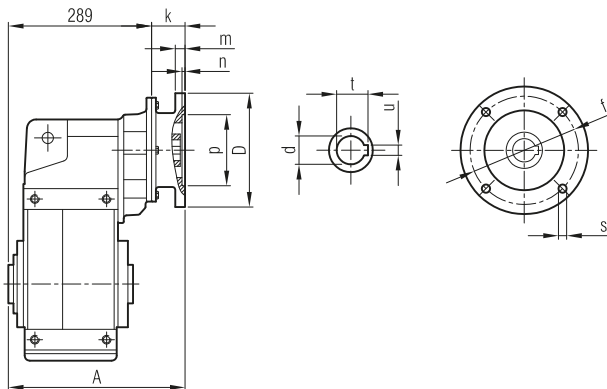
**YPPM 94**



	71/B5	80/B5	90 S/B5	90 L/B5
A	565	598	613	638
A <sub>1</sub>	616	667	679	704
H	111	118	126	126
HD	182	198	216	216
AC	138	156	176	176

**"A<sub>1</sub>" Ölçüsü Frenli Motorlar içindir.**  
Dimension "A<sub>1</sub>" is for motors with brake.  
Le dimensions "A<sub>1</sub>" correspondent aux moteurs équipés de freins.

**YPP 94**

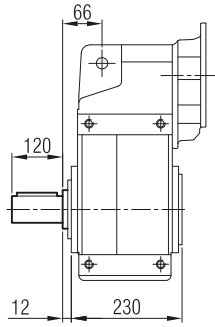


	A	Øp	Øf	ØD	s	k	m	n	Ød	t	u
71/B5	342	110	130	160	M8	55	10	4	14	16.3	5
80/B5	354	130	165	200	M10	67	12	5	19	21.8	6
90/B5	354	130	165	200	M10	67	12	5	24	27.3	8

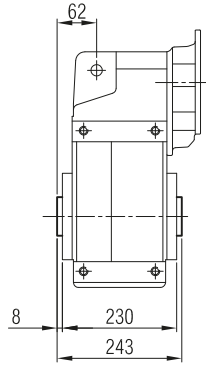


**YPM / YP  
YPPM / YPP**

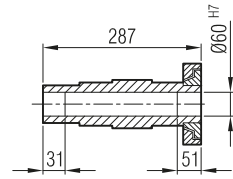
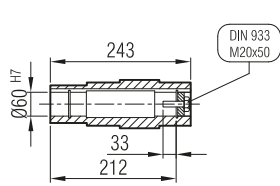
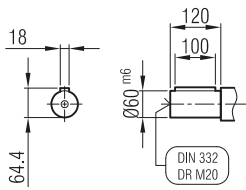
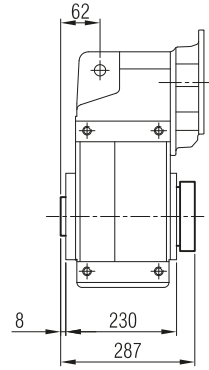
**... -SL**



**... -H**

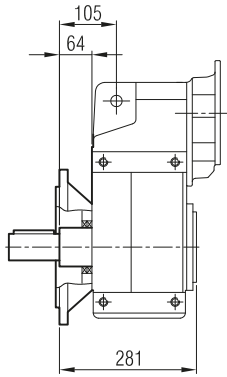


**... -SDL**

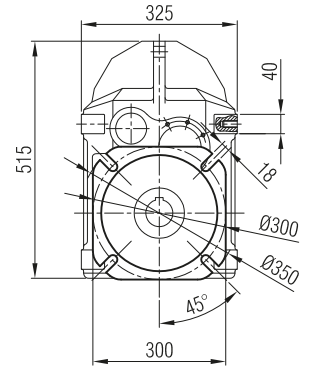
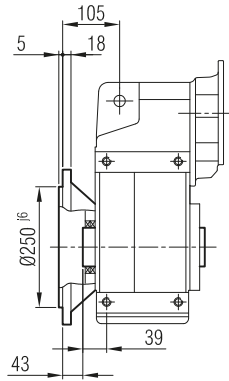


**YPFM / YPF  
YPFPM / YPF**

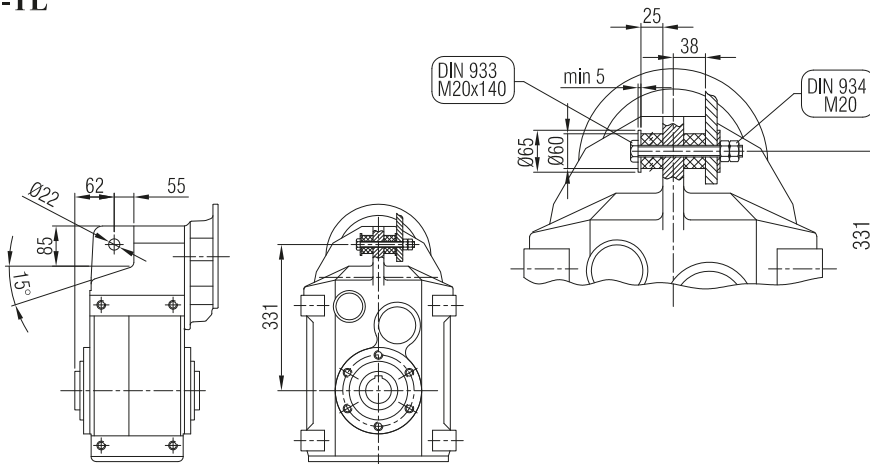
**... -FL -SL**



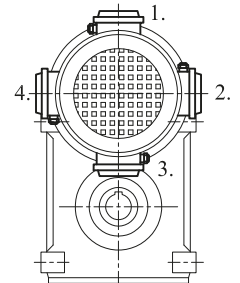
**... -FL**



**-TL**

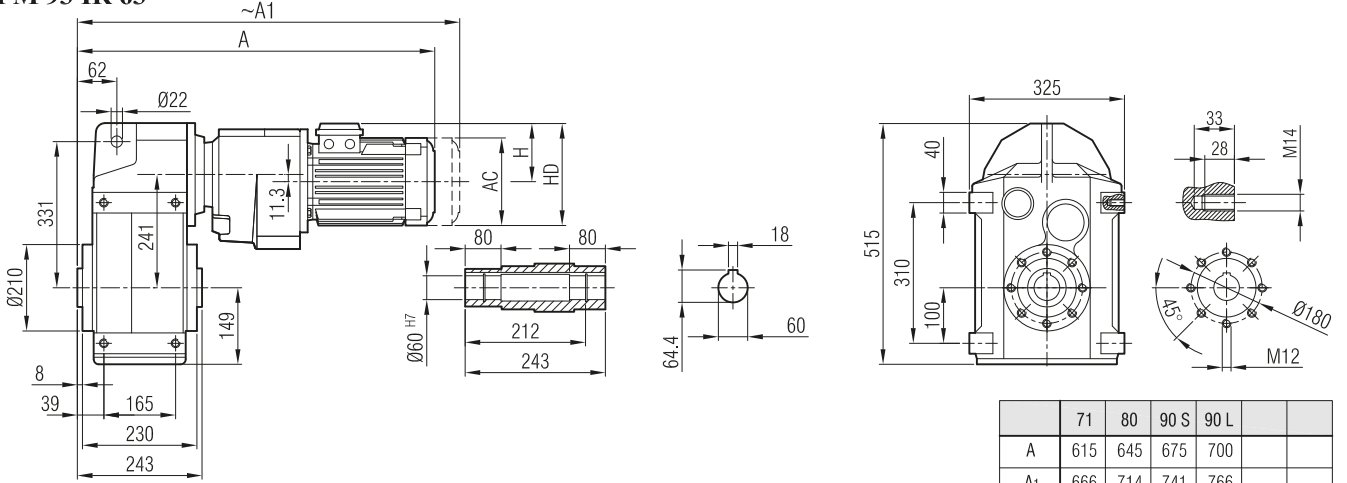


**Klemens Pozisyonları**  
Terminal Box Positions  
Klemenskasten Positionen

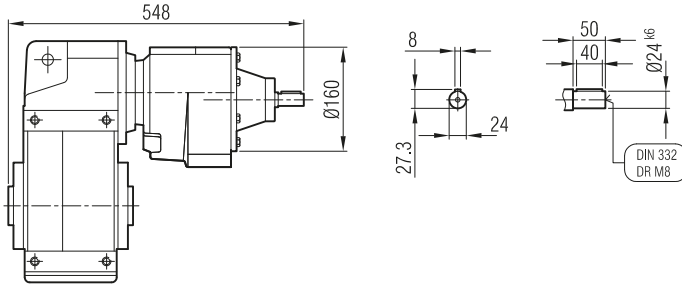




**YPM 92 İR 62 / YPM 92 İR 63**  
**YPM 93 İR 63**

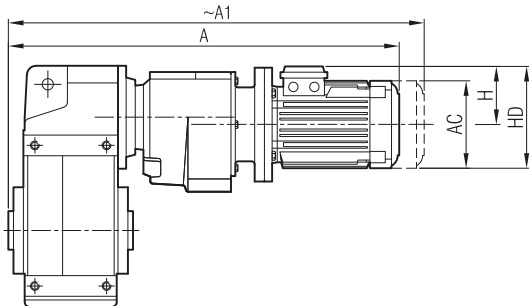


**YP 92 İR 62 / YP 92 İR 63**  
**YP 93 İR 62 / YP 93 İR 63**



"A<sub>1</sub>" Ölçüsü Frenli Motorlar içindir.  
Dimension "A<sub>1</sub>" is for motors with brake.  
Le dimensions "A<sub>1</sub>" correspondent aux moteurs équipés de freins.

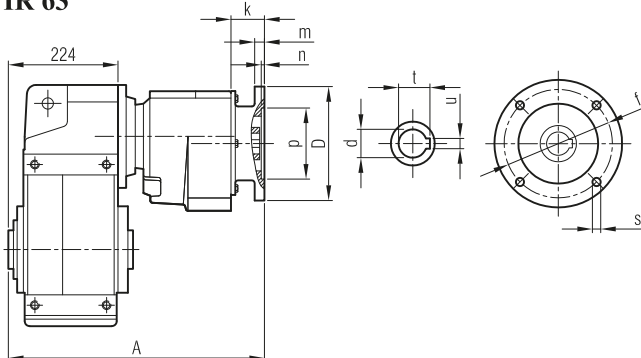
**YPPM 92 İR 62 / YPPM 92 İR 63**  
**YPPM 93 İR 63**



	63/B5	71/B5	80/B5	90 S/B5	90 L/B5
A	637	672	698	714	739
A <sub>1</sub>	693	723	767	780	805
H	97	111	118	126	126
HD	160	182	198	216	216
AC	121	138	156	176	176

"A<sub>1</sub>" Ölçüsü Frenli Motorlar içindir.  
Dimension "A<sub>1</sub>" is for motors with brake.  
Le dimensions "A<sub>1</sub>" correspondent aux moteurs équipés de freins.

**YPP 92 İR 62 / YPP 92 İR 63**  
**YPP 93 İR 63**

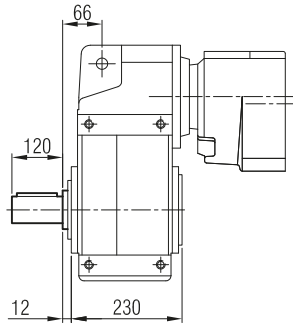


	A	Øp	Øf	ØD	s	k	m	n	Ød	t	u
63/B5	441	95	115	140	M8	35.5	8	4	11	12.8	4
71/B5	450	110	130	160	M8	45	9	4	14	16.3	5
80/B5	455	130	165	200	M10	50	12	5	19	21.8	6
90/B5	455	130	165	200	M10	50	12	5	24	27.3	8

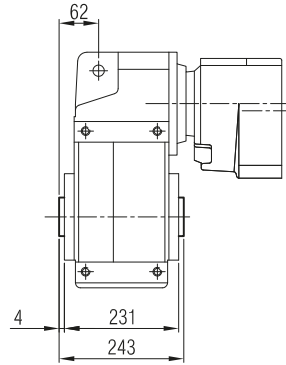


**YPM / YP  
YPPM / YPP**

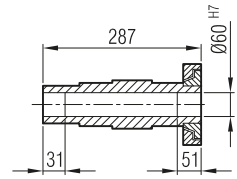
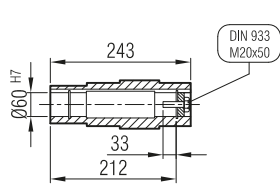
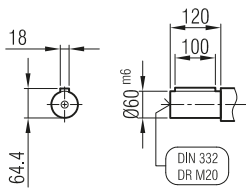
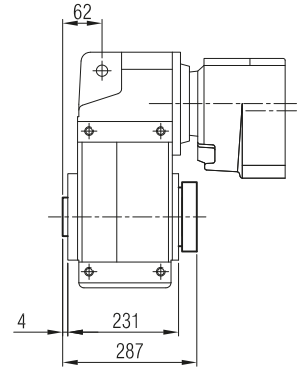
**... -SL**



**... -H**

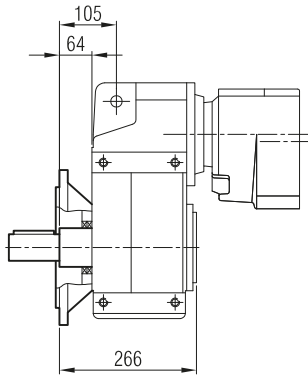


**... -SDL**

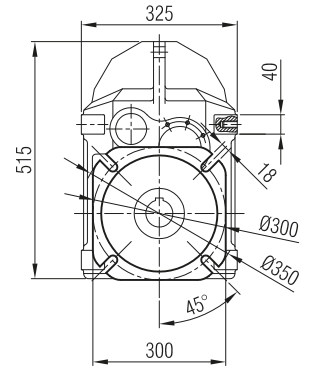
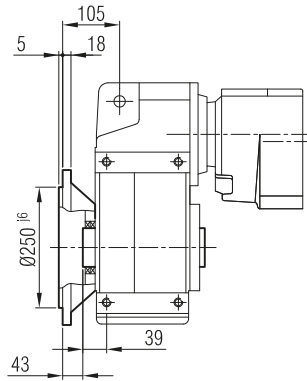


**YPFM / YPF  
YPFPM / YFPF**

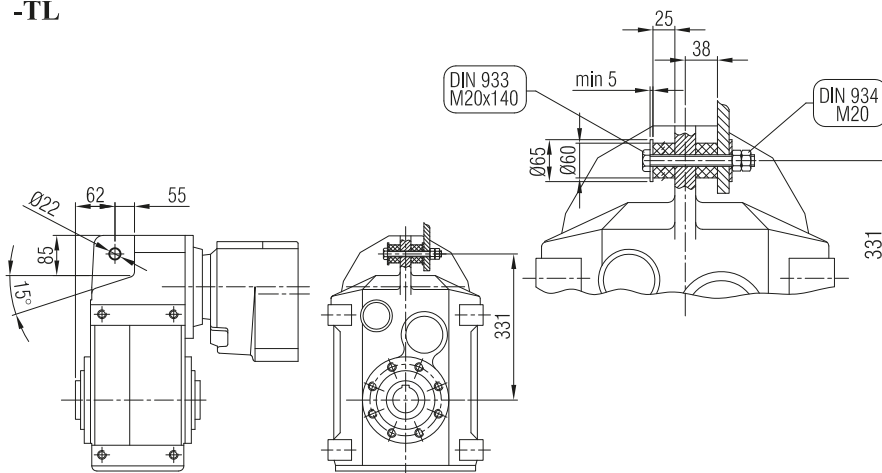
**... -FL -SL**



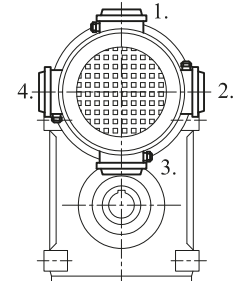
**... -FL**



**-TL**



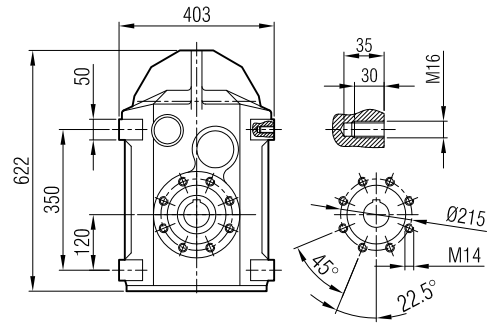
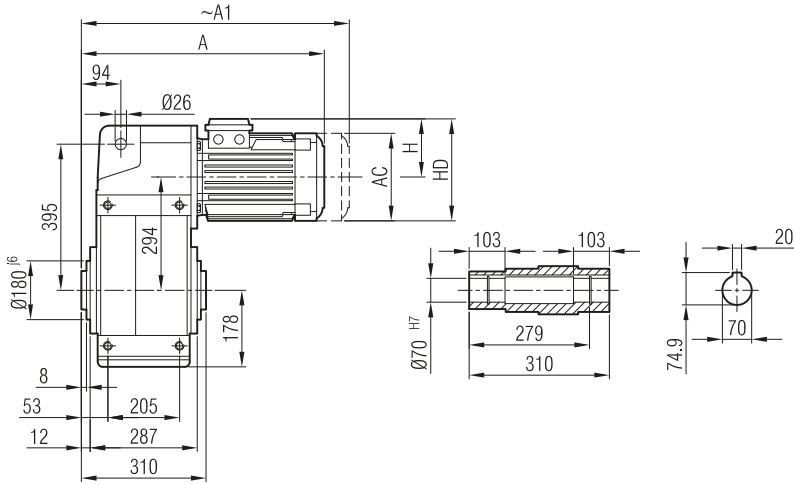
**Klemens Pozisyonları**  
Terminal Box Positions  
Klemenskasten Positionen







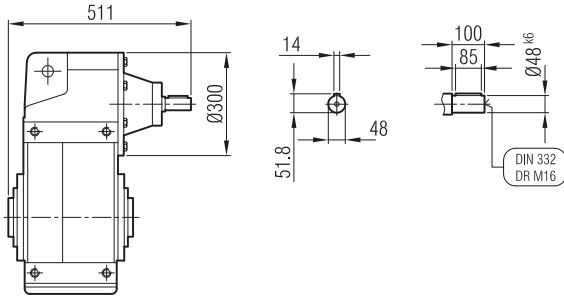
**YPM 102**  
**YPM 103**



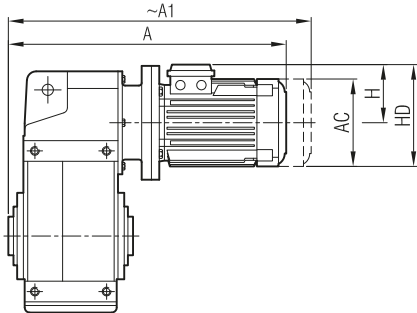
	100	112	132 S	132 M	160 M	160 L	180 M	180 L	200
A	582	604	656	694	784	828	847	885	920
A <sub>1</sub>	660	687	756	794	899	943	967	1005	1040
H	134	145	168	168	220	220	241	241	277
HD	234	257	300	300	380	380	421	421	477
AC	194	218	257	257	310	310	348	348	390

"A<sub>1</sub>" Ölçüsü Frenli Motorlar içindir.  
Dimension "A<sub>1</sub>" is for motors with brake.  
Le dimensions "A<sub>1</sub>" correspondent aux moteurs équipés de freins.

**YP 102**  
**YP 103**



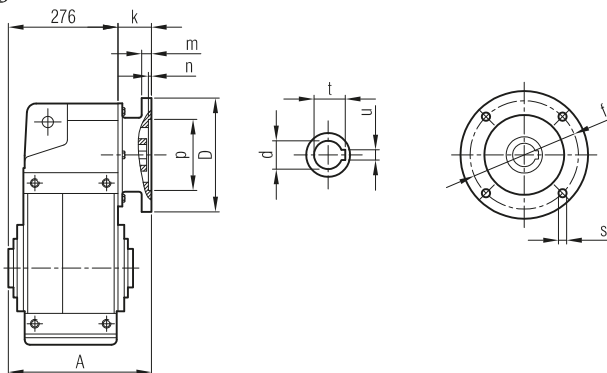
**YPPM 102**  
**YPPM 103**



	90 S/B5	90 L/B5	100/ B5	112/ B5	132 S/B5	132 M/B5	160 M/B5	160 L/B5	180 M/B5	180 L/B5	200/B5
A	584	609	650	670	751	789	877	921	934	972	1072
A <sub>1</sub>	650	675	728	753	851	889	992	1036	1054	1092	1192
H	126	126	134	145	168	168	220	220	241	241	277
HD	216	216	234	257	300	300	380	380	421	421	477
AC	176	176	194	218	257	257	310	310	348	348	390

"A<sub>1</sub>" Ölçüsü Frenli Motorlar içindir.  
Dimension "A<sub>1</sub>" is for motors with brake.  
Le dimensions "A<sub>1</sub>" correspondent aux moteurs équipés de freins.

**YPP 102**  
**YPP 103**

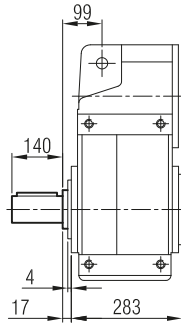


	A	Øp	Øf	ØD	s	k	m	n	Ød	t	u
90/B5	325	130	165	200	M10	49	12	5	24	27.3	8
100/B5	334	180	215	250	M12	58	14	5	28	31.3	8
112/B5	334	180	215	250	M12	58	14	5	28	31.3	8
132/B5	371	230	265	300	M12	95	17	6	38	41.3	10
160/B5	387	250	300	350	M14	111	18	6.5	42	45.3	12
180/B5	387	250	300	350	M14	111	18	6.5	48	51.8	14
200/B5	435	300	350	400	M16	159	20	6.5	55	59.3	16

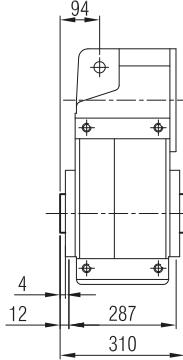


**YPM / YP  
YPPM / YPP**

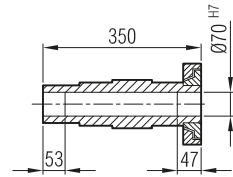
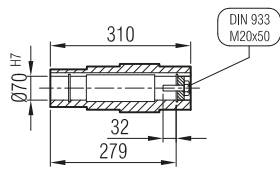
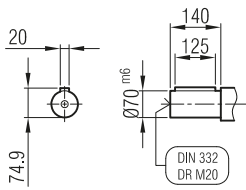
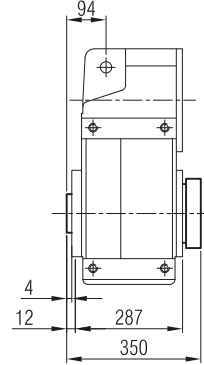
**... -SL**



**... -H**

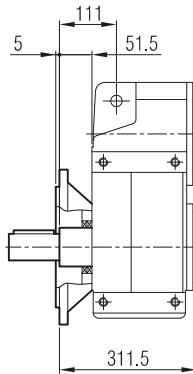


**... -SDL**

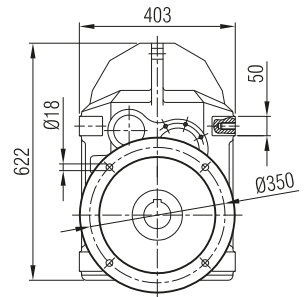
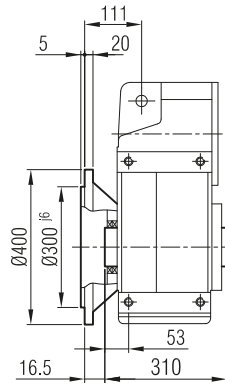


**YPFM / YPF  
YPFPM / YPF**

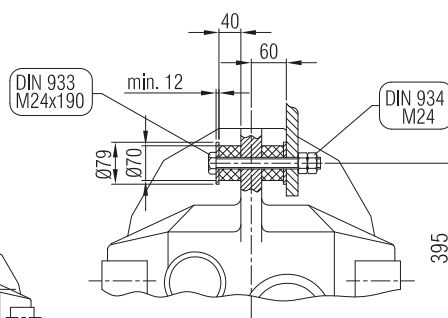
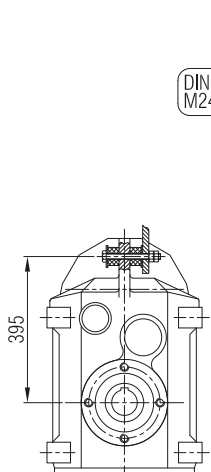
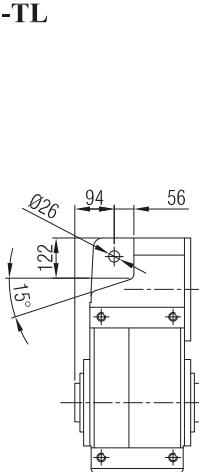
**... -FL -SL**



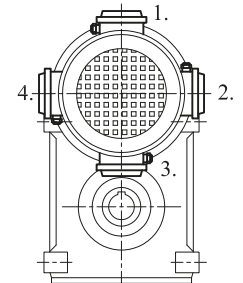
**... -FL**



**-TL**

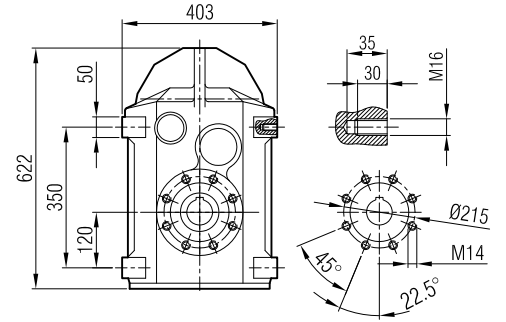
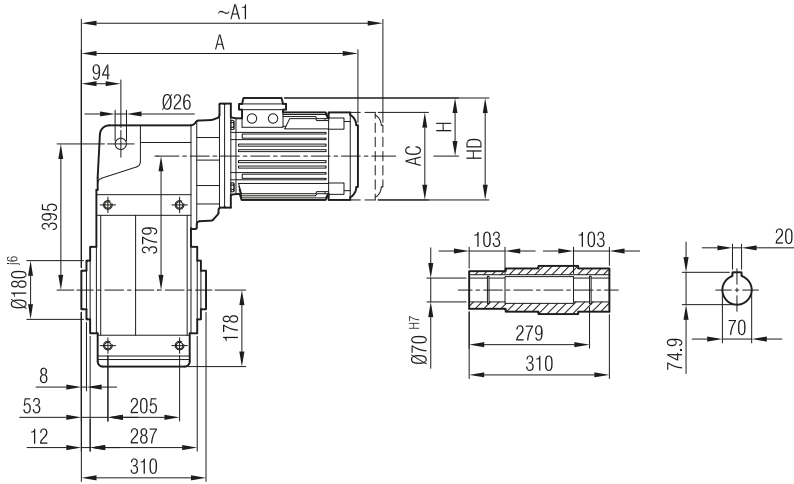


**Klemens Pozisyonları**  
Terminal Box Positions  
Klemenskasten Positionen



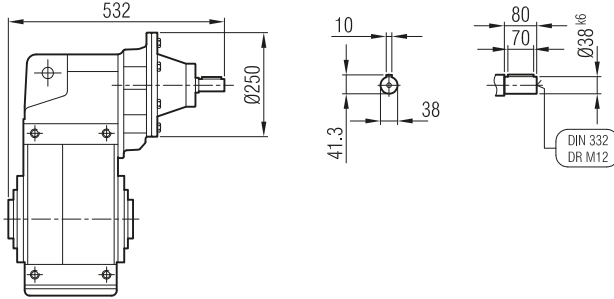


**YPM 104**



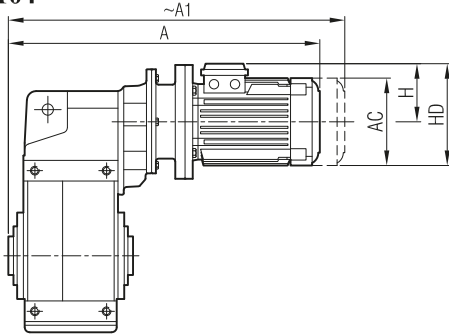
	80	90 S	90 L	100	112	132 S	132 M
A	565	593	618	658	680	742	780
A <sub>1</sub>	634	659	684	736	763	842	880
H	118	126	126	134	145	168	168
HD	198	216	216	234	257	300	300
AC	156	176	176	194	218	257	257

**YP 104**



**"A<sub>1</sub>" Ölçüsü Frenli Motorlar içindir.**  
Dimension "A<sub>1</sub>" is for motors with brake.  
*Le dimensions "A<sub>1</sub>" correspondent aux moteurs équipés de freins.*

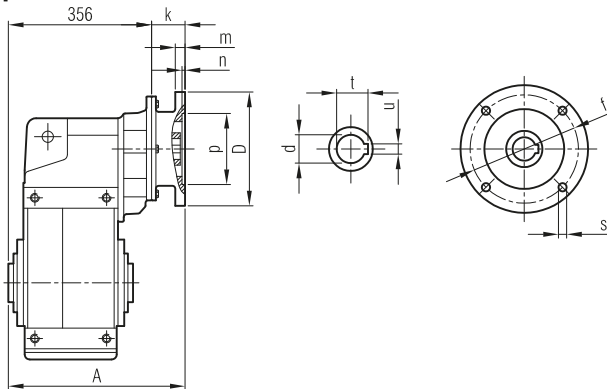
**YPPM 104**



	80/B5	90 S/B5	90 L/B5	100/B5	112/B5	132 S/B5	132 M/B5
A	653	668	693	733	753	818	856
A <sub>1</sub>	722	734	759	811	836	918	956
H	118	126	126	134	145	168	168
HD	198	216	216	234	257	300	300
AC	156	176	176	194	218	257	257

**"A<sub>1</sub>" Ölçüsü Frenli Motorlar içindir.**  
Dimension "A<sub>1</sub>" is for motors with brake.  
*Le dimensions "A<sub>1</sub>" correspondent aux moteurs équipés de freins.*

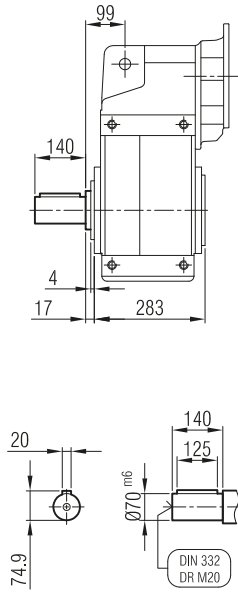
**YPP 104**



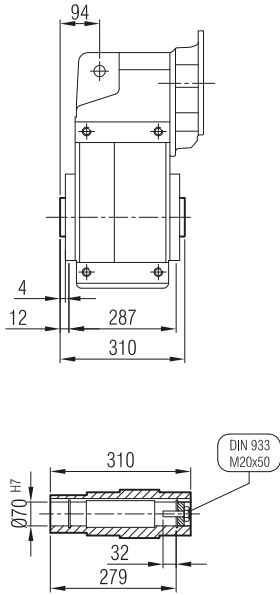
	A	Øp	Øf	ØD	s	k	m	n	Ød	t	u
80/B5	409	130	165	200	M10	67	12	5	19	21.8	6
90/B5	409	130	165	200	M10	67	12	5	24	27.3	8
100/B5	417	180	215	250	M12	74	14	5	28	31.3	8
112/B5	417	180	215	250	M12	74	14	5	28	31.3	8
132/B5	438	230	265	300	M12	95	17	6	38	41.3	10



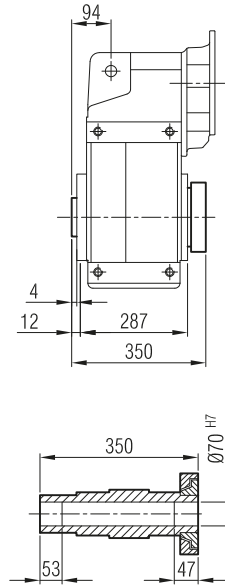
**YPM / YP  
YPPM / YPP ... -SL**



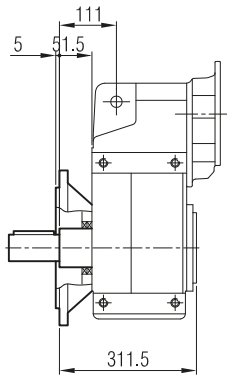
**... -H**



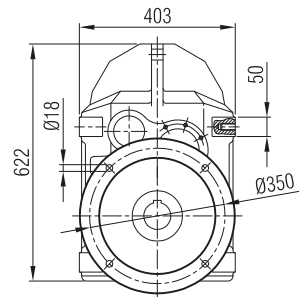
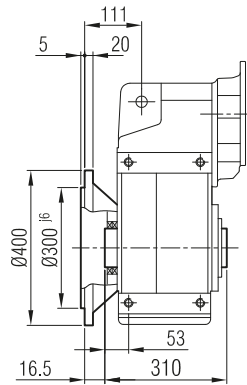
**... -SDL**



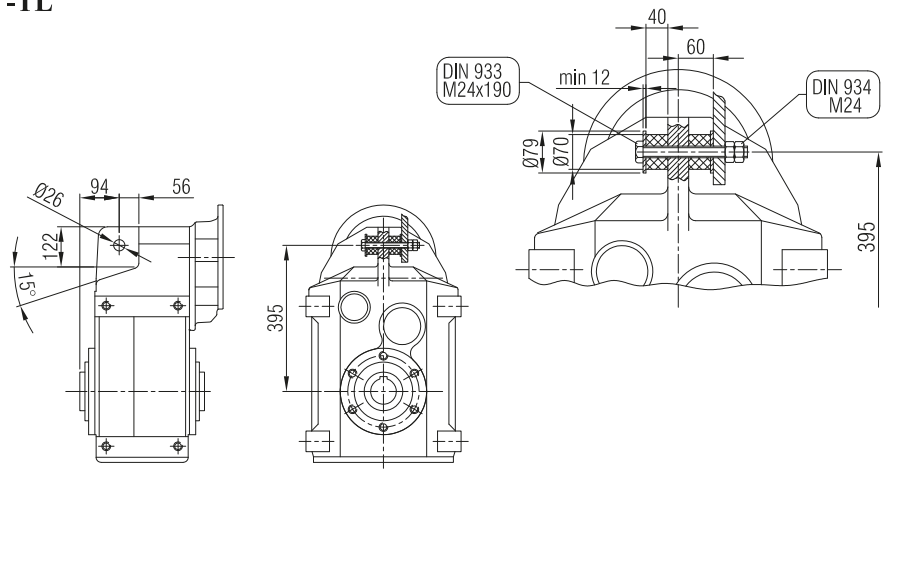
**YPFM / YPF  
YPFPM / YPF ... -FL -SL**



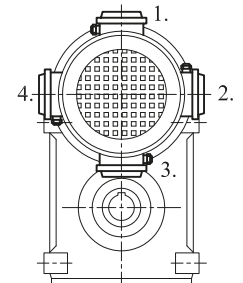
**... -FL**



**-TL**

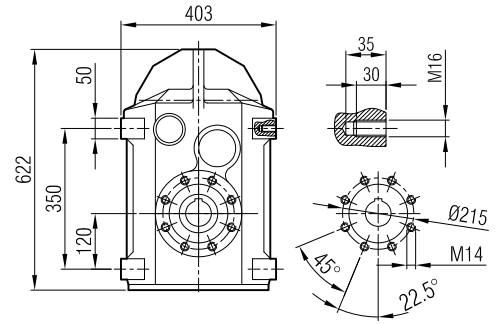
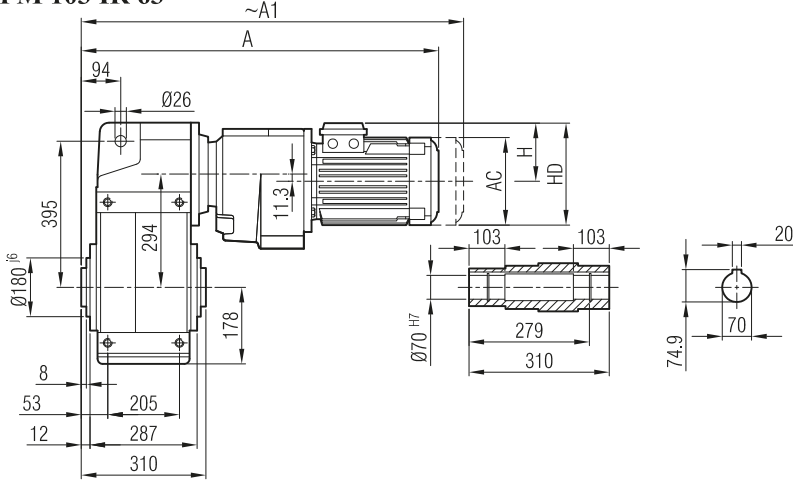


**Klemens Pozisyonları  
Terminal Box Positions  
Klemenskasten Positionen**



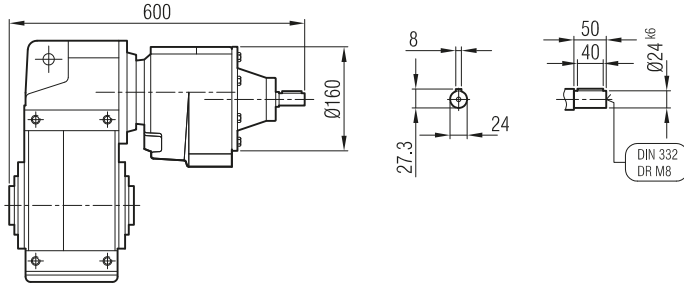


**YPM 102 İR 63**  
**YPM 103 İR 63**



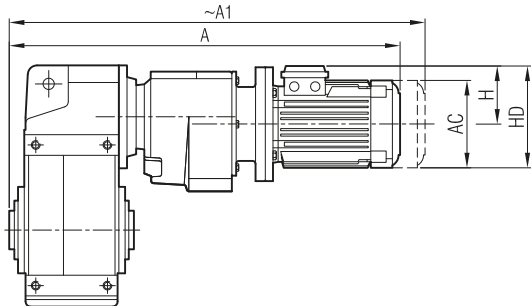
	71	80	90 S	90 L	
A	667	697	727	752	
A <sub>1</sub>	718	766	793	818	
H	111	118	126	126	
HD	182	198	216	216	
AC	138	156	176	176	

**YP 102 İR 62 / YP 102 İR 63**  
**YP 103 İR 62 / YP 103 İR 63**



**"A<sub>1</sub>" Ölçüsü Frenli Motorlar içindir.**  
Dimension "A<sub>1</sub>" is for motors with brake.  
Le dimensions "A<sub>1</sub>" correspondent aux moteurs équipés de freins.

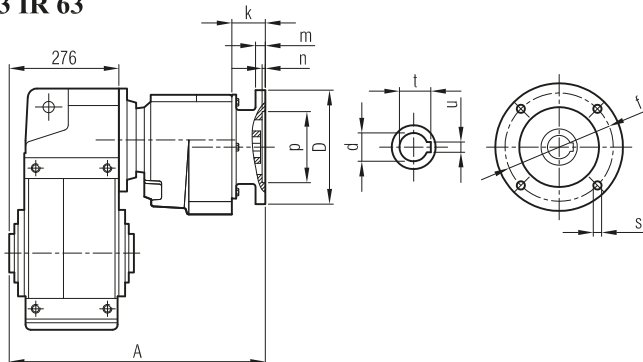
**YPPM 102 İR 63**  
**YPPM 103 İR 63**



	63/B5	71/B5	80/B5	90 S/B5	90 L/B5
A	689	724	750	766	791
A <sub>1</sub>	745	775	819	832	857
H	97	111	118	126	126
HD	160	182	198	216	216
AC	121	138	156	176	176

**"A<sub>1</sub>" Ölçüsü Frenli Motorlar içindir.**  
Dimension "A<sub>1</sub>" is for motors with brake.  
Le dimensions "A<sub>1</sub>" correspondent aux moteurs équipés de freins.

**YPP 102 İR 63**  
**YPP 103 İR 63**

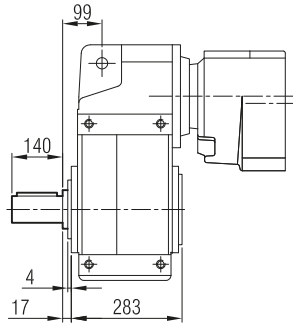


	A	Øp	Øf	ØD	s	k	m	n	Ød	t	u
63/B5	493	95	115	140	M8	35,5	8	4	11	12,8	4
71/B5	502	110	130	160	M8	45	9	4	14	16,3	5
80/B5	507	130	165	200	M10	50	12	5	19	21,8	6
90/B5	507	130	165	200	M10	50	12	5	24	27,3	8

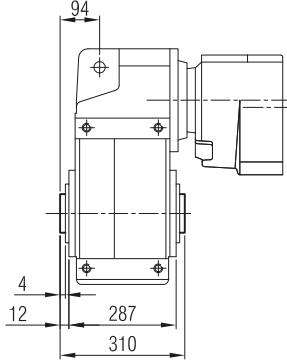


**YPM / YP  
YPPM / YPP**

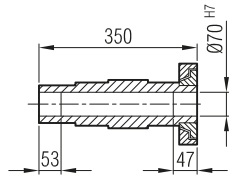
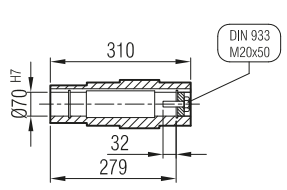
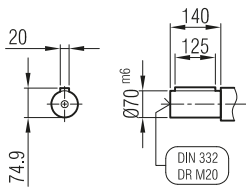
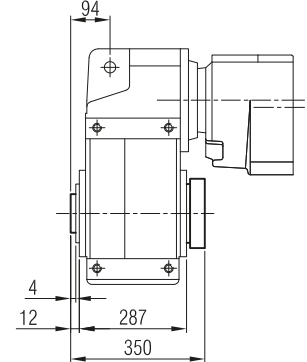
**... -SL**



**... -H**

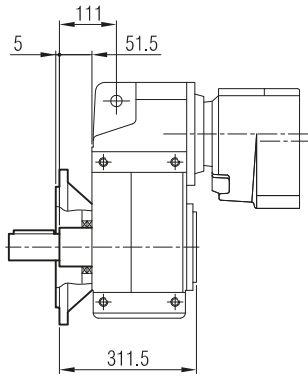


**... -SDL**

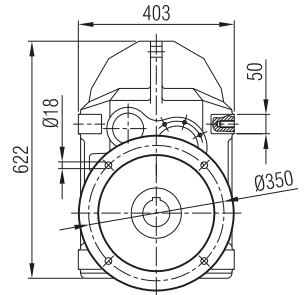
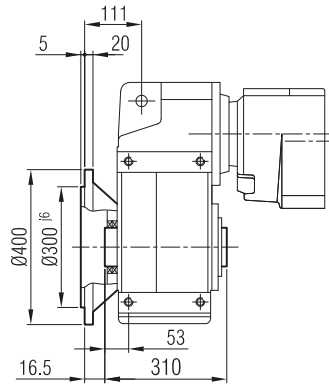


**YPFM / YPF  
YPFPM / YFPF**

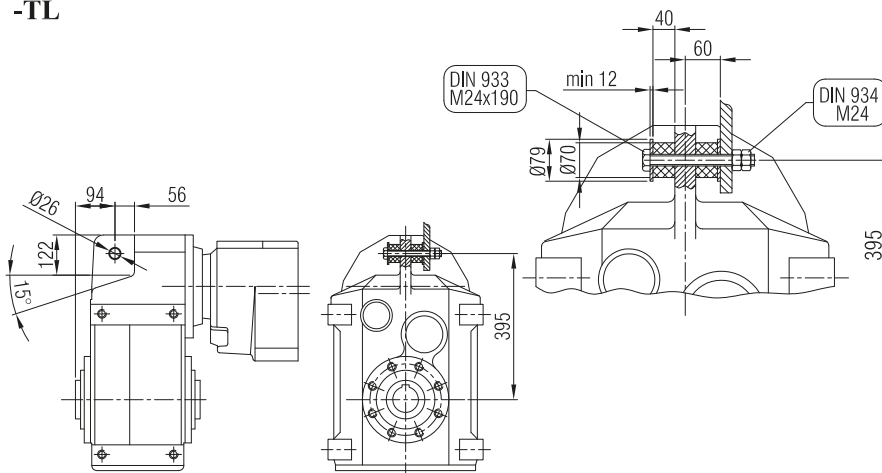
**... -FL -SL**



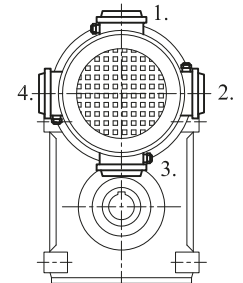
**... -FL**



**-TL**

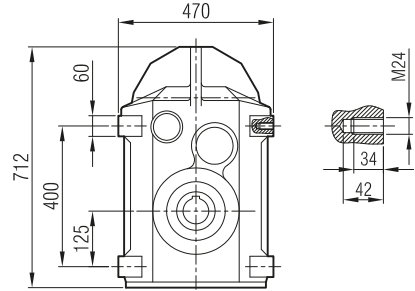
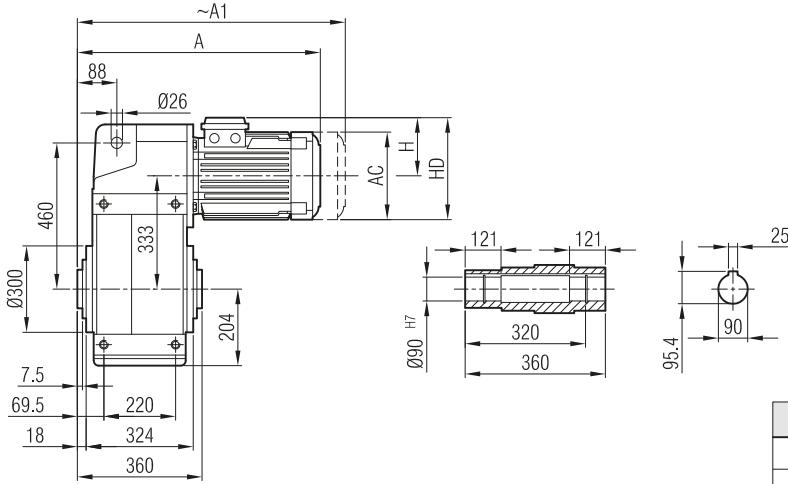


**Klemens Pozisyonları**  
Terminal Box Positions  
Klemenskasten Positionen





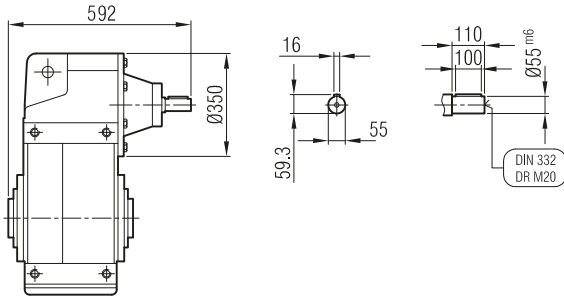
**YPM 122**  
**YPM 123**



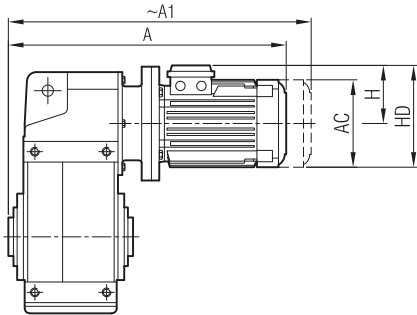
	100	112	132 S	132 M	160 M	160 L	180 M	180 L	200	225 S	225 M
A	621	635	694	732	803	847	876	914	968	1002	1027
A <sub>1</sub>	699	718	794	832	918	962	996	1034	1088	1122	1147
H	134	145	168	168	220	220	241	241	277	285	285
HD	234	257	300	300	380	380	421	421	477	510	510
AC	194	218	257	257	310	310	348	348	390	434	434

"A<sub>1</sub>" Ölçüsü Frenli Motorlar içindir.  
Dimension "A<sub>1</sub>" is for motors with brake.  
Le dimensions "A<sub>1</sub>" correspondent aux moteurs équipés de freins.

**YP 122**  
**YP 123**



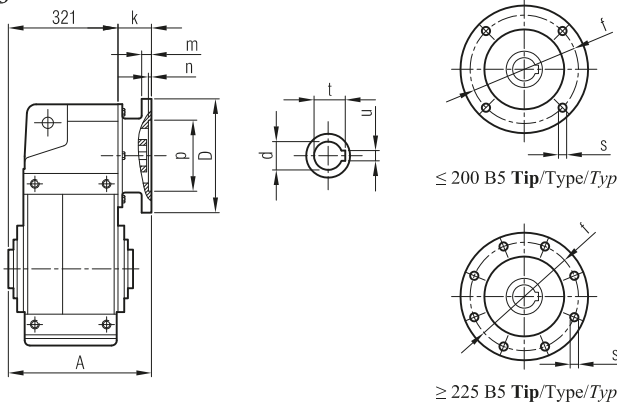
**YPPM 122**  
**YPPM 123**



	100/ B5	112/ B5	132 S/B5	132 M/B5	160 M/B5	160 L/B5	180 M/B5	180 L/B5	200/B5	225 S/B5	225 M/B5
A	695	715	786	824	903	947	960	998	1118	1143	1168
A <sub>1</sub>	773	798	886	924	1018	1062	1080	1118	1238	1263	1288
H	134	145	168	168	220	220	241	241	277	285	285
HD	234	257	300	300	380	380	421	421	477	510	510
AC	194	218	257	257	310	310	348	348	390	434	434

"A<sub>1</sub>" Ölçüsü Frenli Motorlar içindir.  
Dimension "A<sub>1</sub>" is for motors with brake.  
Le dimensions "A<sub>1</sub>" correspondent aux moteurs équipés de freins.

**YPP 122**  
**YPP 123**

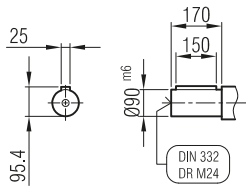
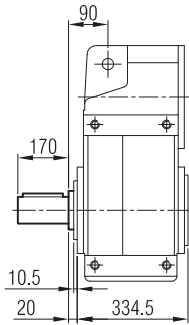


	A	Øp	Øf	ØD	s	k	m	n	Ød	t	u
100/B5	379	180	215	250	M12	57	15	5	28	31.3	8
112/B5	379	180	215	250	M12	57	15	5	28	31.3	8
132/B5	406	230	265	300	M12	84	17	6	38	41.3	10
160/B5	413	250	300	350	M14	91	18	6.5	42	45.3	12
180/B5	413	250	300	350	M14	91	18	6.5	48	51.8	14
200/B5	481	300	350	400	M16	159	20	6.5	55	59.3	16
225/B5	488	350	400	450	M16	166	22	6.5	60	69.4	18

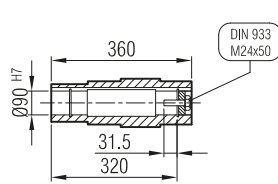
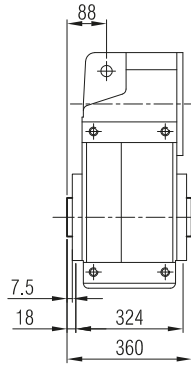


**YPM / YP  
YPPM / YPP**

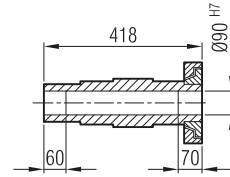
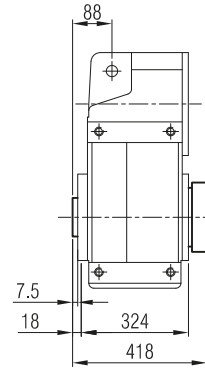
**... -SL**



**... -H**

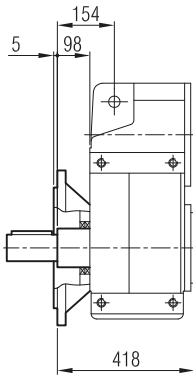


**... -SDL**

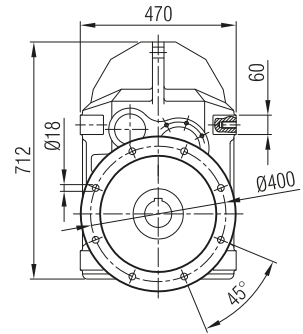
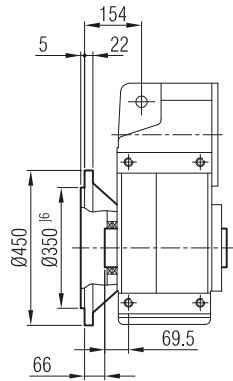


**YPFM / YPF  
YPPFM / YPPF**

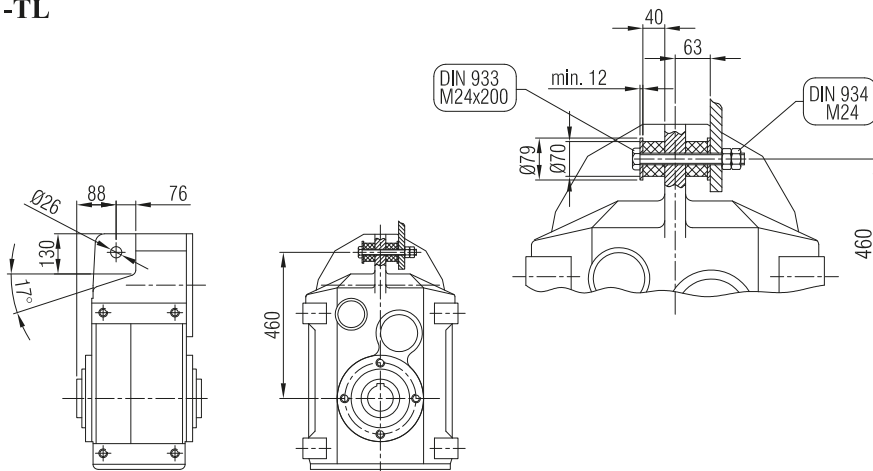
**... -FL -SL**



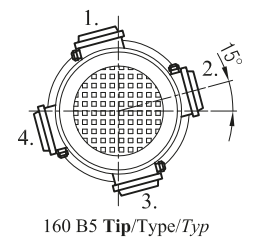
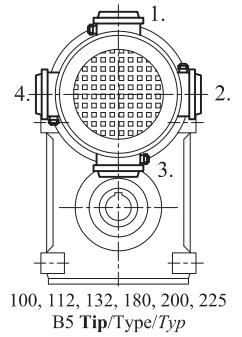
**... -FL**



**-TL**



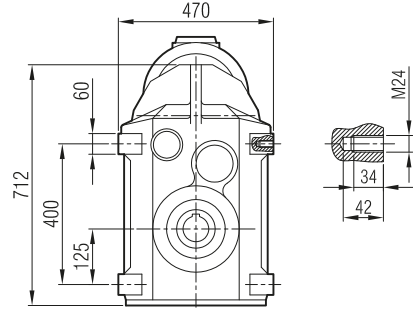
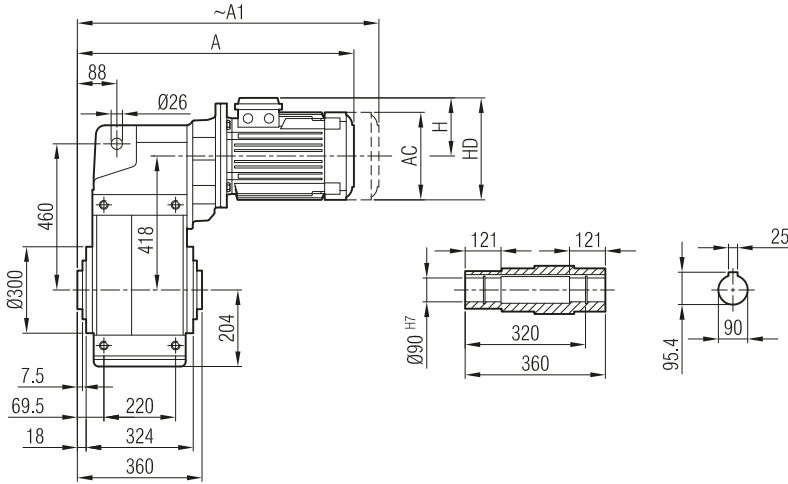
**Klemens Pozisyonları**  
Terminal Box Positions  
Klemenskasten Positionen





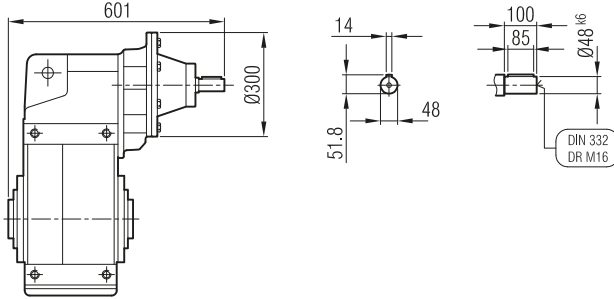


**YPM 124**



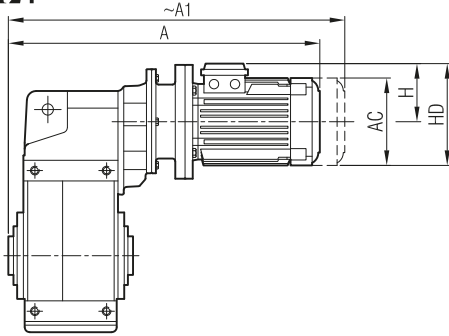
	80	90 S	90 L	100	112	132 S
A	634	662	687	717	740	792
A <sub>1</sub>	703	728	753	795	823	892
H	118	126	126	134	145	168
HD	198	216	216	234	257	300
AC	156	176	176	194	218	257

**YP 124**



"A<sub>1</sub>" Ölçüsü Frenli Motorlar içindir.  
Dimension "A<sub>1</sub>" is for motors with brake.  
Le dimensions "A<sub>1</sub>" correspondent aux moteurs équipés de freins.

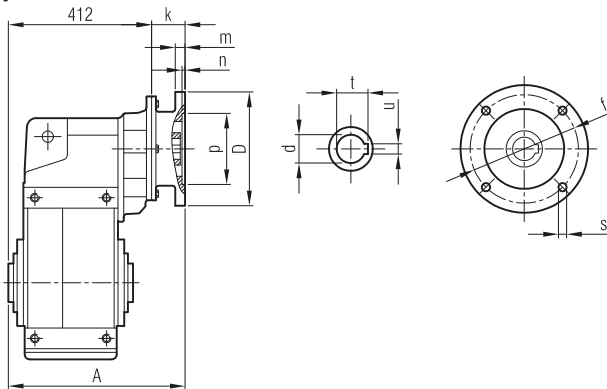
**YPPM 124**



	80/B5	90 S/B5	90 L/B5	100/B5	112/B5	132 S/B5
A	705	720	745	786	806	887
A <sub>1</sub>	774	786	811	864	889	987
H	118	126	126	134	145	168
HD	198	216	216	234	257	300
AC	156	176	176	194	218	257

"A<sub>1</sub>" Ölçüsü Frenli Motorlar içindir.  
Dimension "A<sub>1</sub>" is for motors with brake.  
Le dimensions "A<sub>1</sub>" correspondent aux moteurs équipés de freins.

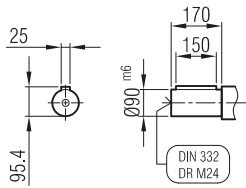
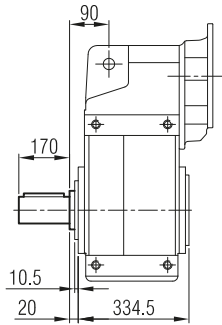
**YPP 124**



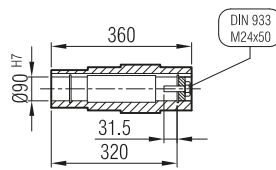
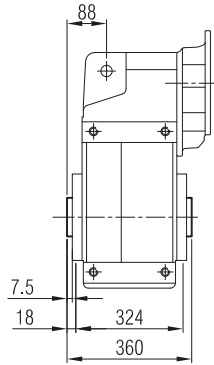
	A	Øp	Øf	ØD	s	k	m	n	Ød	t	u
80/B5	461	130	165	200	M10	67	12	5	19	21.8	6
90/B5	461	130	165	200	M10	67	12	5	24	27.3	8
100/B5	470	180	215	250	M12	74	14	5	28	31.3	8
112/B5	470	180	215	250	M12	74	14	5	28	31.3	8
132/B5	507	230	265	300	M12	95	17	6	38	41.3	10



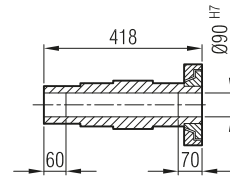
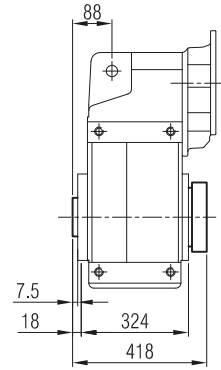
**YPM / YP  
YPPM / YPP ... -SL**



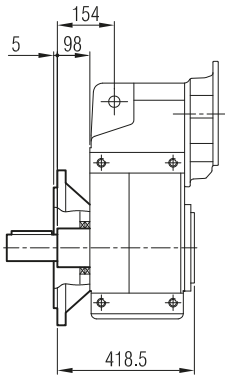
**... -H**



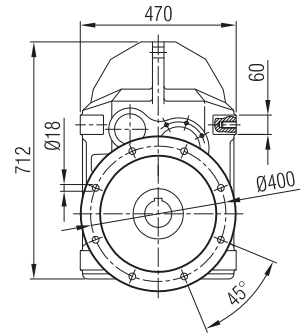
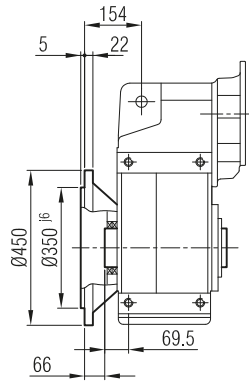
**... -SDL**



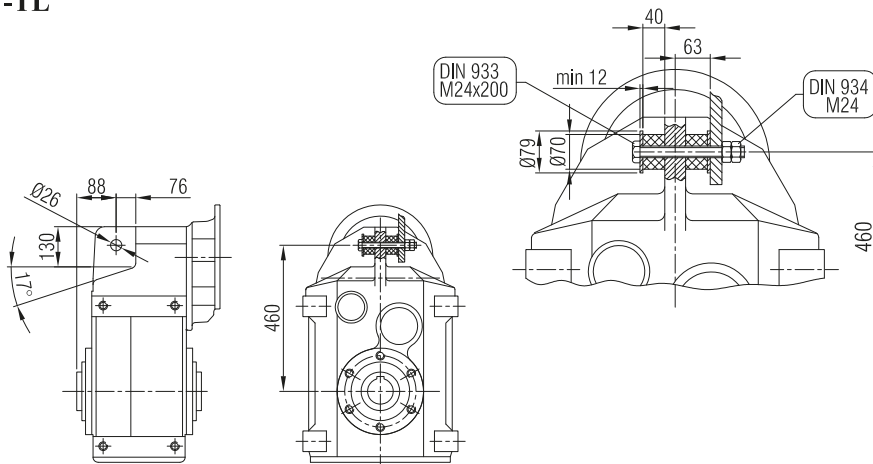
**YPFM / YPF  
YPPFM / YPPF ... -FL -SL**



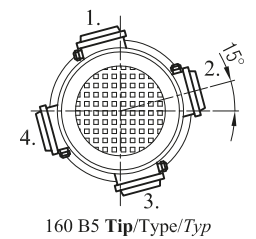
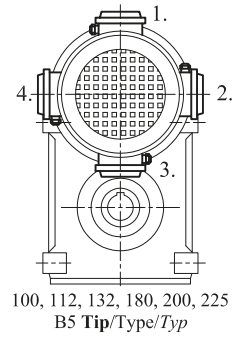
**... -FL**



**-TL**

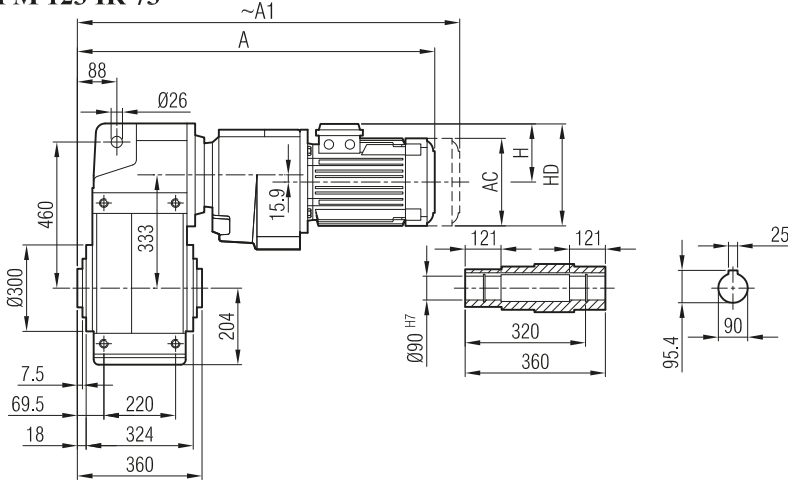


**Klemens Pozisyonları  
Terminal Box Positions  
Klemenskasten Positionen**



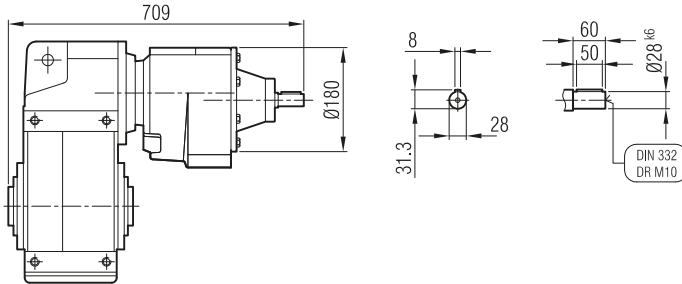


**YPM 123 İR 72**  
**YPM 123 İR 73**



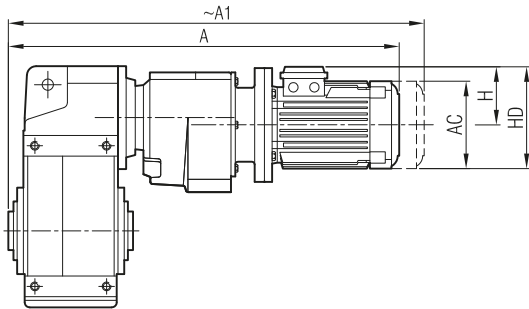
	71	80	90 S	90 L	100	112
A	747	777	807	832	873	896
A <sub>1</sub>	798	846	873	898	951	979
H	111	118	126	126	134	145
HD	182	198	216	216	234	257
AC	138	156	176	176	194	218

**YP 122 İR 72 / YP 122 İR 73**  
**YP 123 İR 72 / YP 123 İR 73**



**"A<sub>1</sub>" Ölçüsü Frenli Motorlar içindir.**  
Dimension "A<sub>1</sub>" is for motors with brake.  
Le dimensions "A<sub>1</sub>" correspondent aux moteurs équipés de freins.

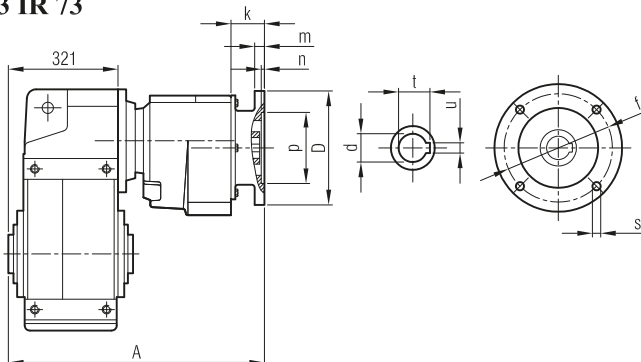
**YPPM 123 İR 72**  
**YPPM 123 İR 73**



	71/B5	80/B5	90 S/B5	90 L/B5	100/B5	112/B5
A	823	856	871	896	933	953
A <sub>1</sub>	874	925	937	962	1011	1036
H	111	118	126	126	134	145
HD	182	198	216	216	234	257
AC	138	156	176	176	194	218

**"A<sub>1</sub>" Ölçüsü Frenli Motorlar içindir.**  
Dimension "A<sub>1</sub>" is for motors with brake.  
Le dimensions "A<sub>1</sub>" correspondent aux moteurs équipés de freins.

**YPP 123 İR 72**  
**YPP 123 İR 73**

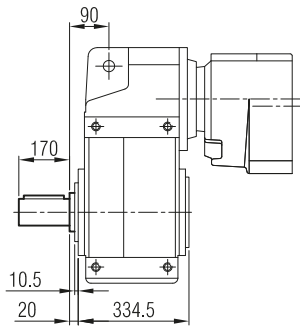


	A	Øp	Øf	ØD	s	k	m	n	Ød	t	u
71/B5	590	110	130	160	M8	55	10	4	14	16.3	5
80/B5	602	130	165	200	M10	67	12	5	19	21.8	6
90/B5	602	130	165	200	M10	67	12	5	24	27.3	8
100/B5	607	180	215	250	M12	71.5	14	5	28	31.3	8
112/B5	607	180	215	250	M12	71.5	14	5	28	31.3	8

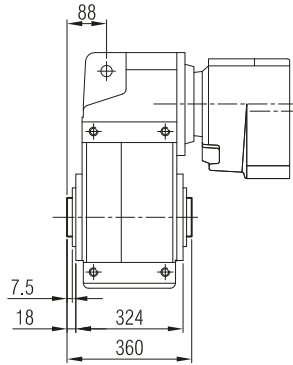


**YPM / YP  
YPPM / YPP**

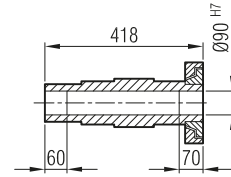
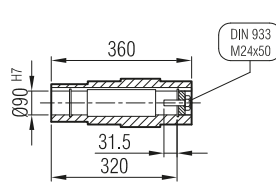
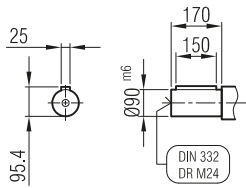
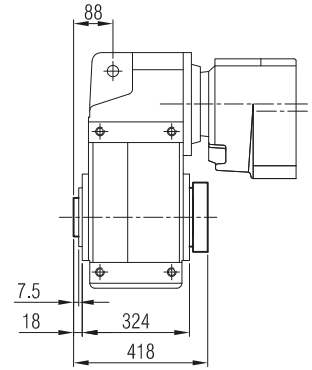
**... -SL**



**... -H**

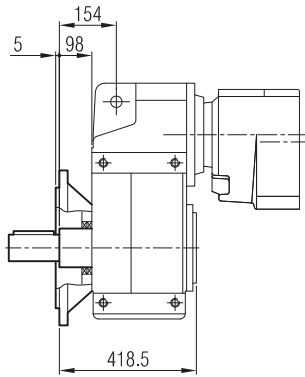


**... -SDL**

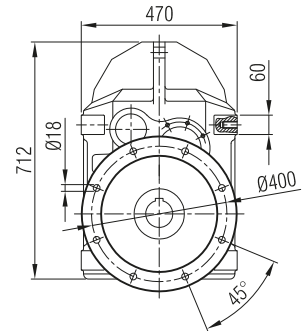
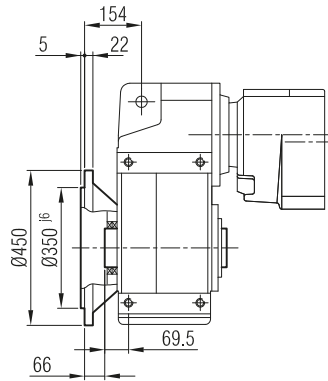


**YPFM / YPF  
YPFPM / YPF**

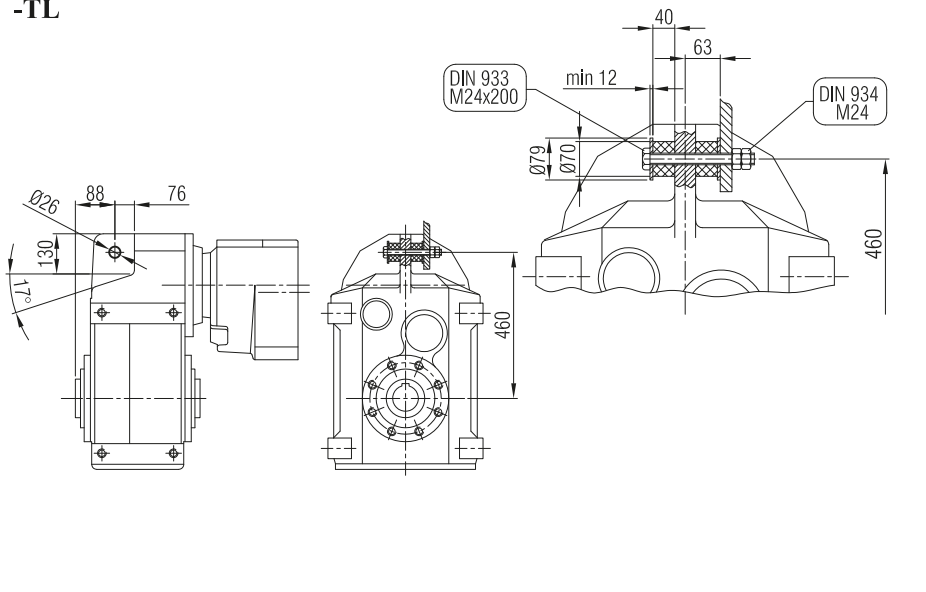
**... -FL -SL**



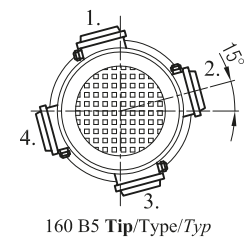
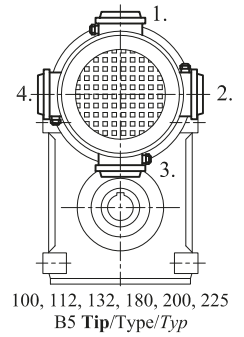
**... -FL**



**-TL**

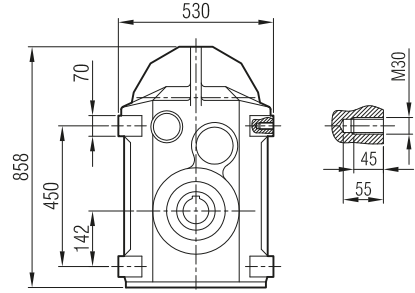
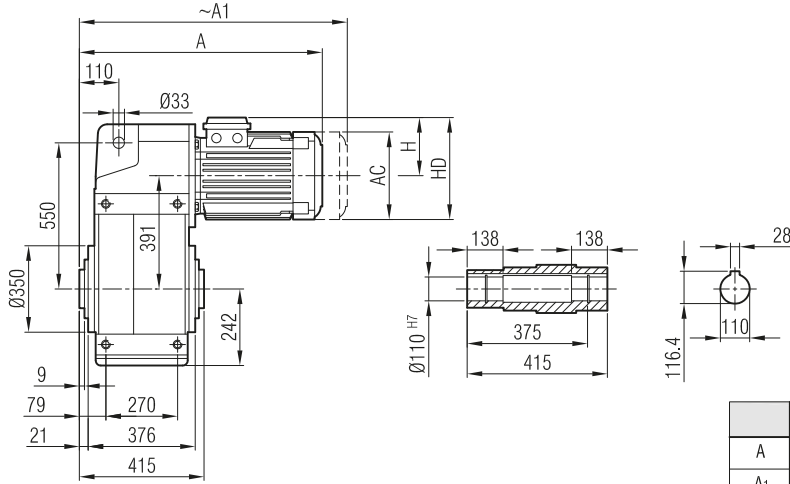


**Klemens Pozisyonları**  
Terminal Box Positions  
Klemenskasten Positionen



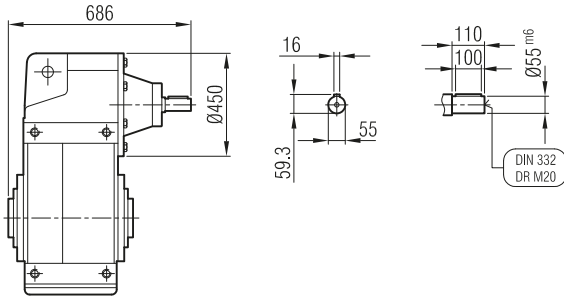


**YPM 142**  
**YPM 143**



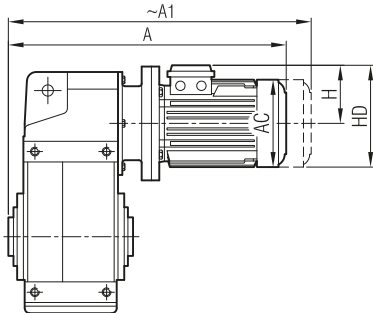
	132 S	132 M	160 M	160 L	180 M	180 L	200	225 S	225 M	250 M	280 S	280 M
A	707	745	850	894	907	945	996	1029	1054	1132	1193	1193
A <sub>1</sub>	807	845	965	1009	1027	1065	1116	1149	1174	1252	1313	1393
H	168	168	220	220	241	241	277	285	285	322	350	350
HD	300	300	380	380	421	421	477	510	510	572	630	630
AC	257	257	310	310	348	348	390	434	434	480	544	544

**YP 142**  
**YP 143**



**"A<sub>1</sub>" Ölçüsü Frenli Motorlar içindir.**  
Dimension "A<sub>1</sub>" is for motors with brake.  
Le dimensions "A<sub>1</sub>" correspondent aux moteurs équipés de freins.

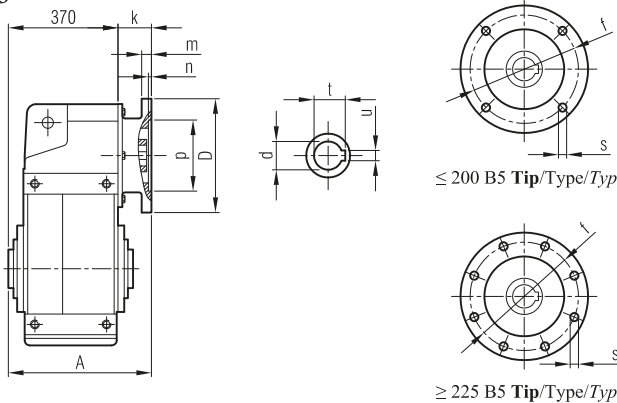
**YPPM 142**  
**YPPM 143**



	132 S/B5	132 M/B5	160 M/B5	160 L/B5	180 M/B5	180 L/B5	200/B5	225 S/B5	225 M/B5	250/B5	280 S/B5	280 M/B5
A	816	854	951	995	1008	1046	1166	1193	1218	1294	1356	1356
A <sub>1</sub>	916	954	1066	1110	1128	1166	1286	1313	1338	1414	1476	1556
H	168	168	220	220	241	241	277	285	285	322	350	350
HD	300	300	380	380	421	421	477	510	510	572	630	630
AC	257	257	310	310	348	348	390	434	434	480	544	544

**"A<sub>1</sub>" Ölçüsü Frenli Motorlar içindir.**  
Dimension "A<sub>1</sub>" is for motors with brake.  
Le dimensions "A<sub>1</sub>" correspondent aux moteurs équipés de freins.

**YPP 142**  
**YPP 143**

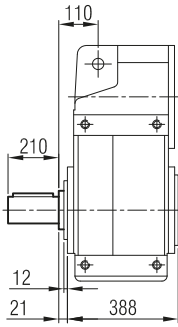


	A	Øp	Øf	ØD	s	k	m	n	Ød	t	u
132/B5	436	230	265	300	M12	61	17	6	38	41.3	10
160/B5	461	250	300	350	M14	91	18	6.5	42	45.3	12
180/B5	461	250	300	350	M14	91	18	6.5	48	51.8	14
200/B5	529	300	350	400	M16	159	20	6.5	55	59.3	16
225/B5	538	350	400	450	M16	168	22	6.5	60	64.4	18
250/B5	538	450	500	550	M16	168	22	6.5	65	69.4	18
280/B5	538	450	500	550	M16	168	22	6.5	75	75.9	20

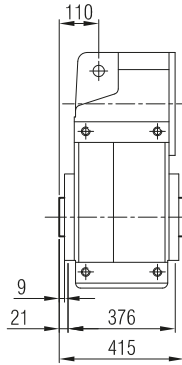


**YPM / YP  
YPPM / YPP**

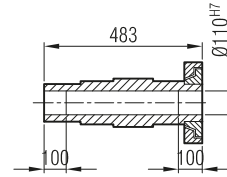
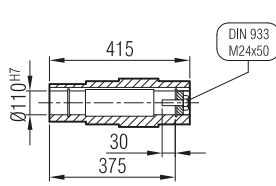
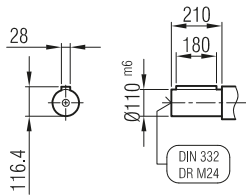
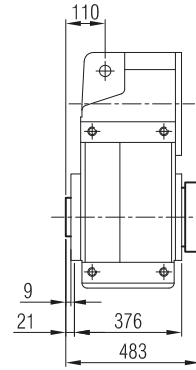
**... -SL**



**... -H**

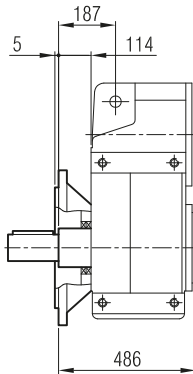


**... -SDL**

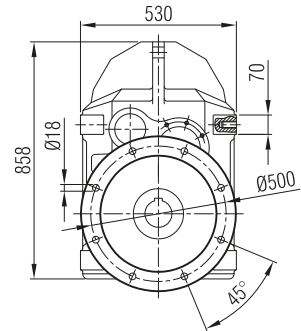
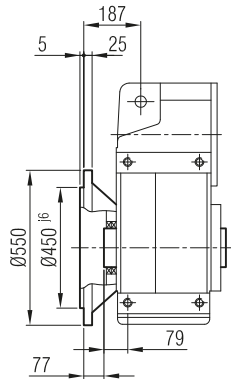


**YPFM / YPF  
YPFPM / YPF**

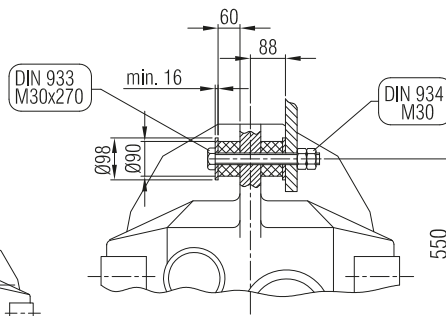
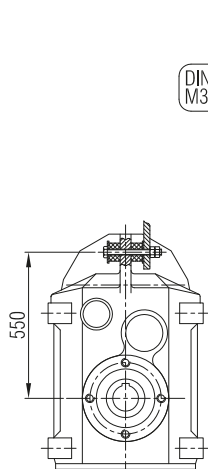
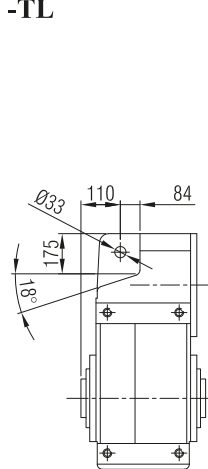
**... -FL -SL**



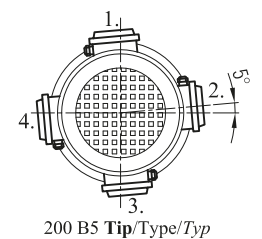
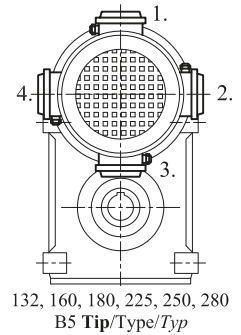
**... -FL**



**-TL**

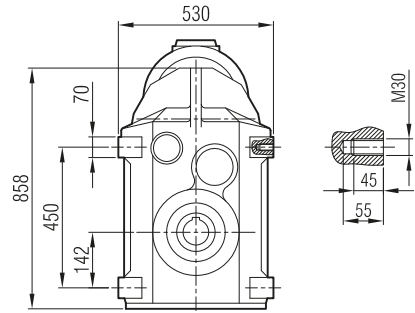
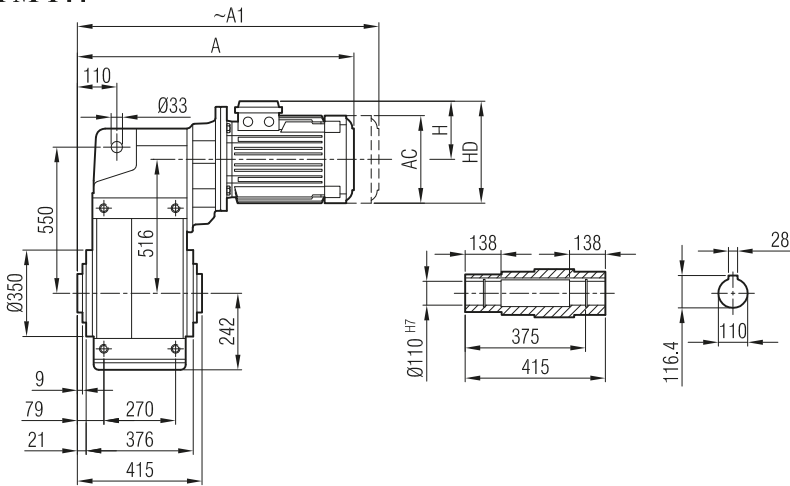


**Klemens Pozisyonları**  
Terminal Box Positions  
Klemenskasten Positionen



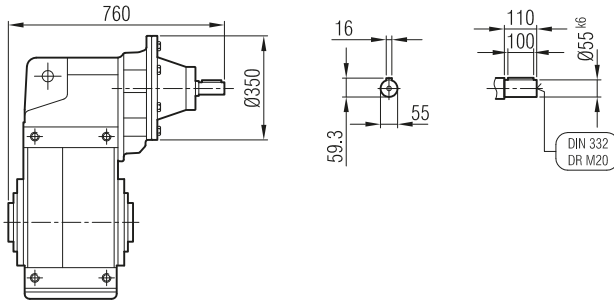


**YPM 144**



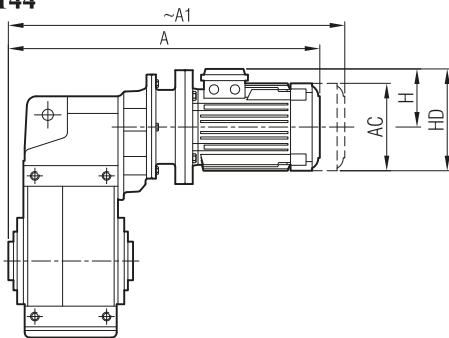
	100	112	132 S	132 M	160 M	160 L
A	801	821	862	900		
A <sub>1</sub>	879	904	962	1000		
H	134	145	168	168		
HD	234	257	300	300		
AC	194	218	257	257		

**YP 144**



**"A<sub>1</sub>" Ölçüsü Frenli Motorlar içindir.**  
Dimension "A<sub>1</sub>" is for motors with brake.  
*Le dimensions "A<sub>1</sub>" correspondent aux moteurs équipés de freins.*

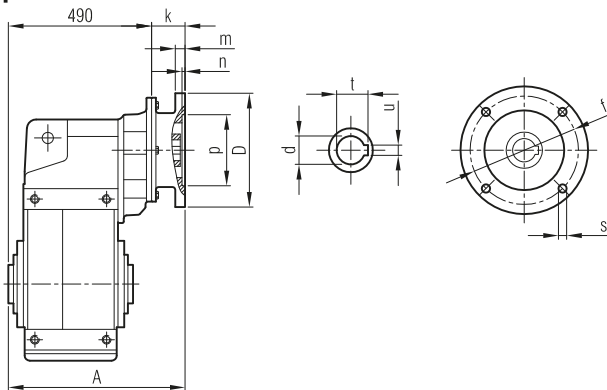
**YPPM 144**



	100/B5	112/B5	132 S/B5	132 M/B5
A	863	883	954	992
A <sub>1</sub>	941	966	1054	1092
H	134	145	168	168
HD	234	257	300	300
AC	194	218	257	257

**"A<sub>1</sub>" Ölçüsü Frenli Motorlar içindir.**  
Dimension "A<sub>1</sub>" is for motors with brake.  
*Le dimensions "A<sub>1</sub>" correspondent aux moteurs équipés de freins.*

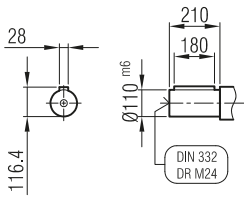
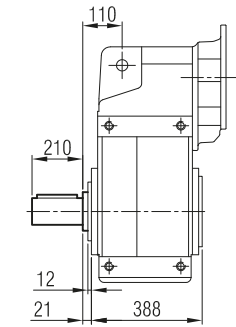
**YPP 144**



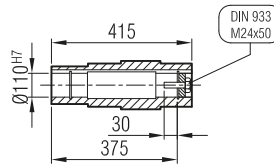
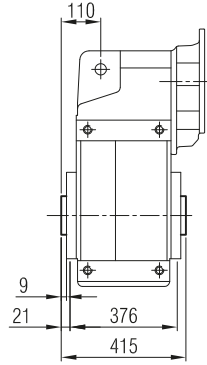
	A	Øp	Øf	ØD	s	k	m	n	Ød	t	u
100/B5	547	180	215	250	M12	57	15	5	28	31.3	8
112/B5	547	180	215	250	M12	57	15	5	28	31.3	8
132/B5	574	230	265	300	M14	84	17	6	38	41.3	10



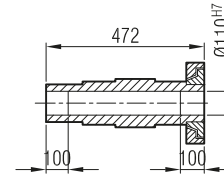
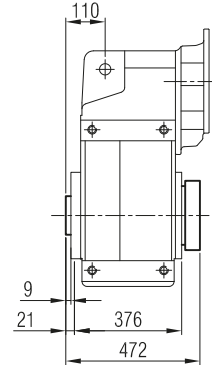
**YPM / YP  
YPPM / YPP ... -SL**



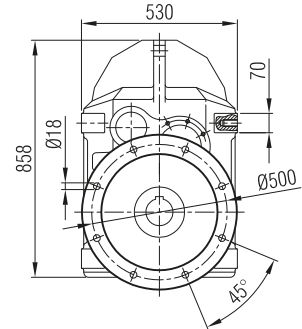
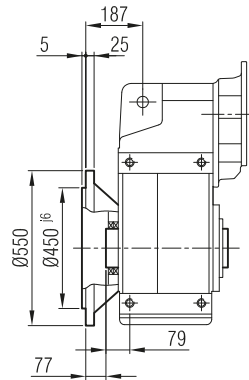
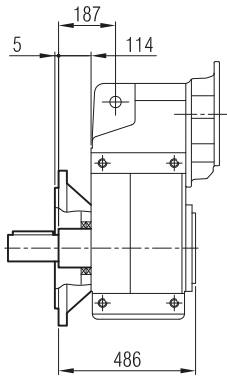
**... -H**



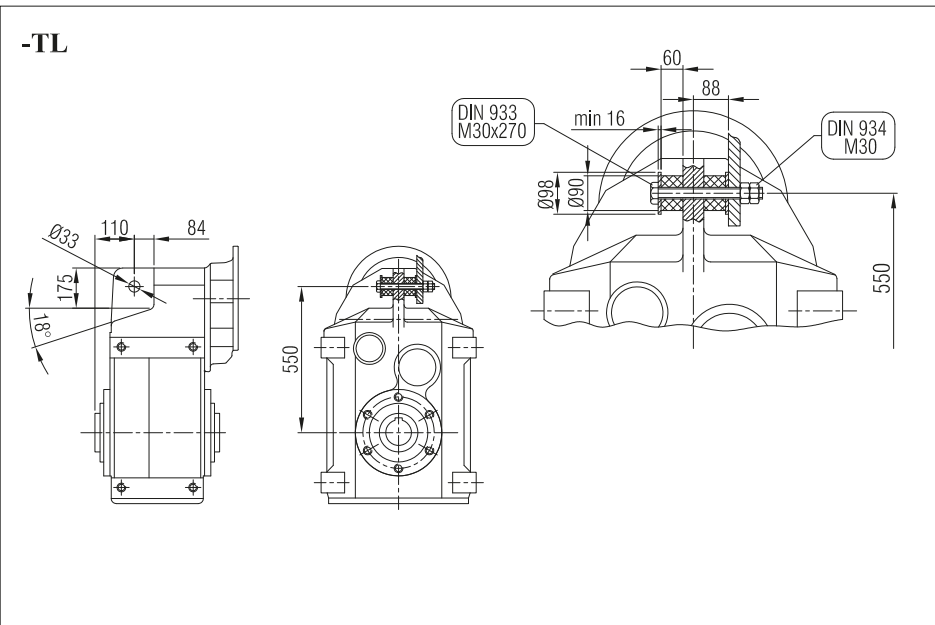
**... -SDL**



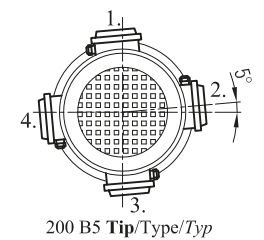
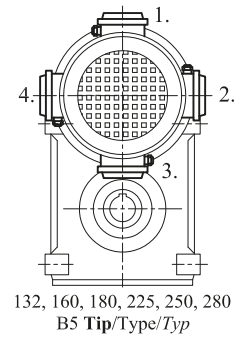
**YPFM / YPF  
YPPFM / YPPF ... -FL -SL**



**-TL**



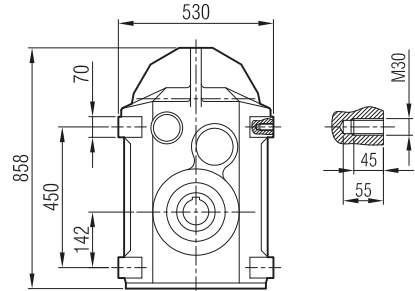
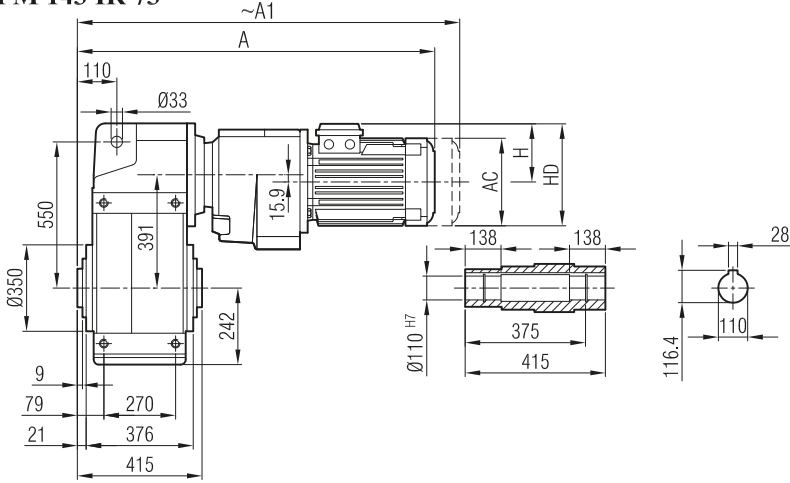
**Klemens Pozisyonları  
Terminal Box Positions  
Klemenskasten Positionen**







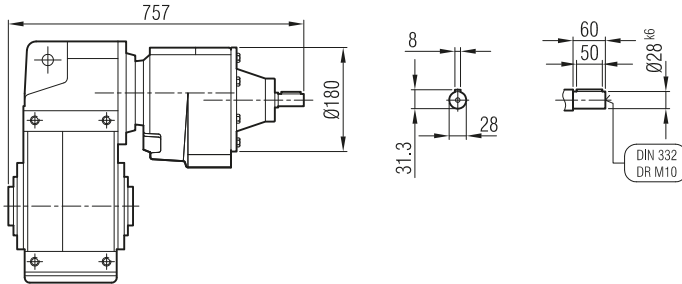
**YPM 143 İR 72**  
**YPM 143 İR 73**



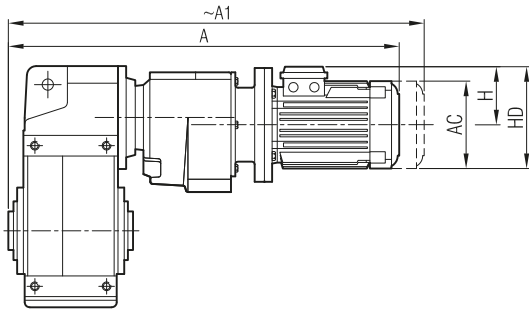
	71	80	90 S	90 L	100	112	132 S
A	795	825	855	880	921	944	1006
A <sub>1</sub>	846	894	921	946	999	1027	1106
H	111	118	126	126	134	145	168
HD	182	198	216	216	234	257	300
AC	138	156	176	176	194	218	257

"A<sub>1</sub>" Ölçüsü Frenli Motorlar içindir.  
Dimension "A<sub>1</sub>" is for motors with brake.  
Le dimensions "A<sub>1</sub>" correspondent aux moteurs équipés de freins.

**YP 142 İR 72 / YP 142 İR 73**  
**YP 143 İR 72 / YP 143 İR 73**



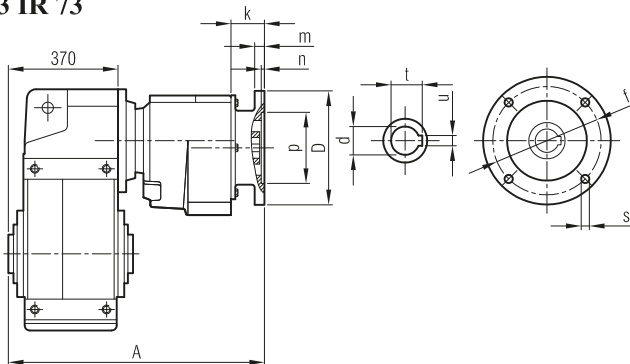
**YPPM 143 İR 72**  
**YPPM 143 İR 73**



	71/B5	80/B5	90 S/B5	90 L/B5	100/B5	112/B5	132 S/B5
A	871	904	919	944	981	1001	1069
A <sub>1</sub>	922	973	985	1010	1059	1084	1169
H	111	118	126	126	134	145	168
HD	182	198	216	216	234	257	300
AC	138	156	176	176	194	218	257

"A<sub>1</sub>" Ölçüsü Frenli Motorlar içindir.  
Dimension "A<sub>1</sub>" is for motors with brake.  
Le dimensions "A<sub>1</sub>" correspondent aux moteurs équipés de freins.

**YPP 143 İR 72**  
**YPP 143 İR 73**

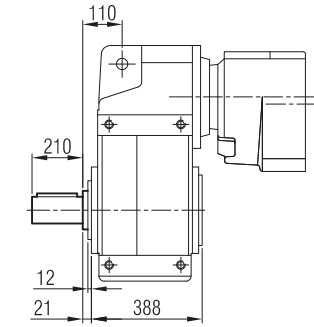


	A	Øp	Øf	ØD	s	k	m	n	Ød	t	u
71/B5	648	110	130	160	M8	55	10	4	14	16.3	5
80/B5	660	130	165	200	M10	67	12	5	19	21.8	6
90/B5	660	130	165	200	M10	67	12	5	24	27.3	8
100/B5	665	180	215	250	M12	71.5	14	5	28	31.3	8
112/B5	665	180	215	250	M12	71.5	14	5	28	31.3	8
132/B5	689	230	265	300	M12	95	17	5	38	41.3	10

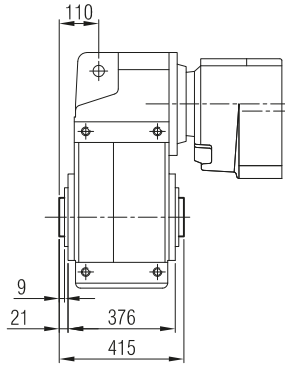


**YPM / YP  
YPPM / YPP**

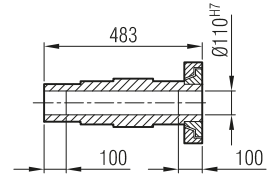
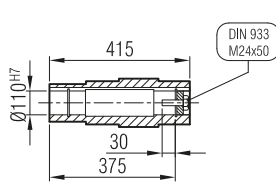
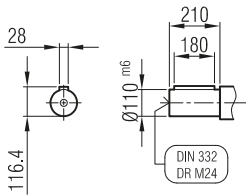
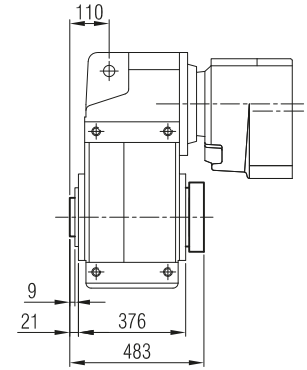
**... -SL**



**... -H**

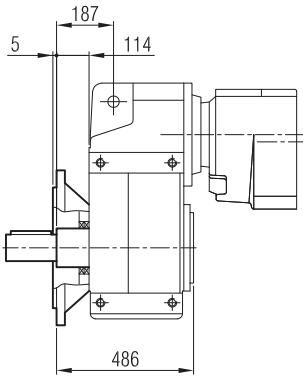


**... -SDL**

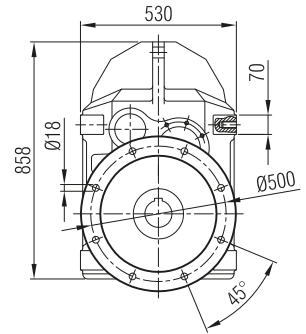
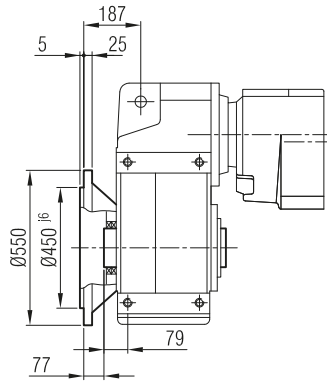


**YPFM / YPF  
YPFPM / YPF**

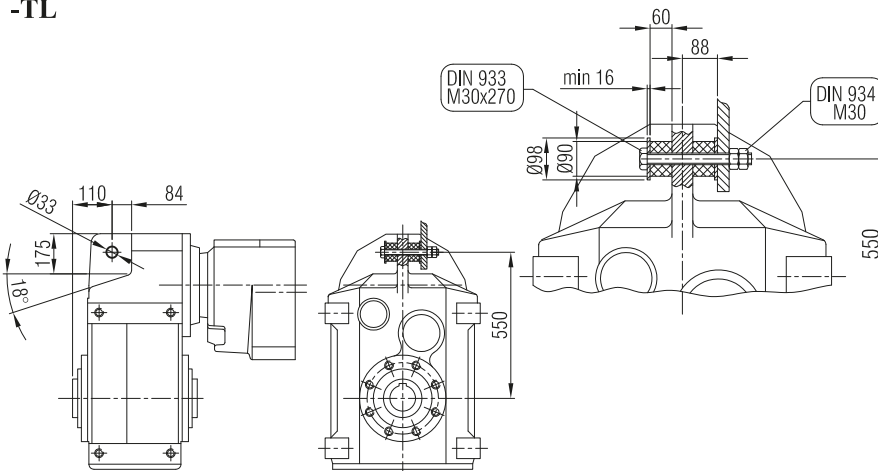
**... -FL -SL**



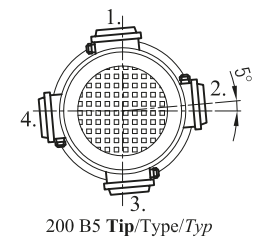
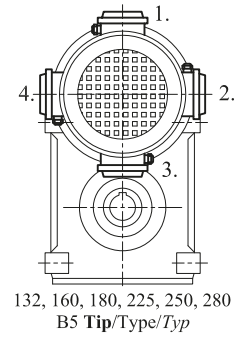
**... -FL**



**-TL**

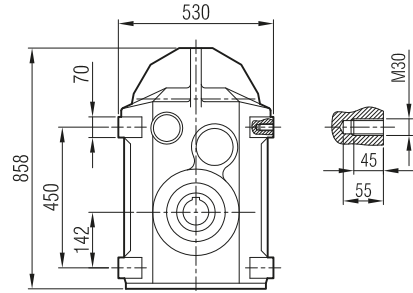
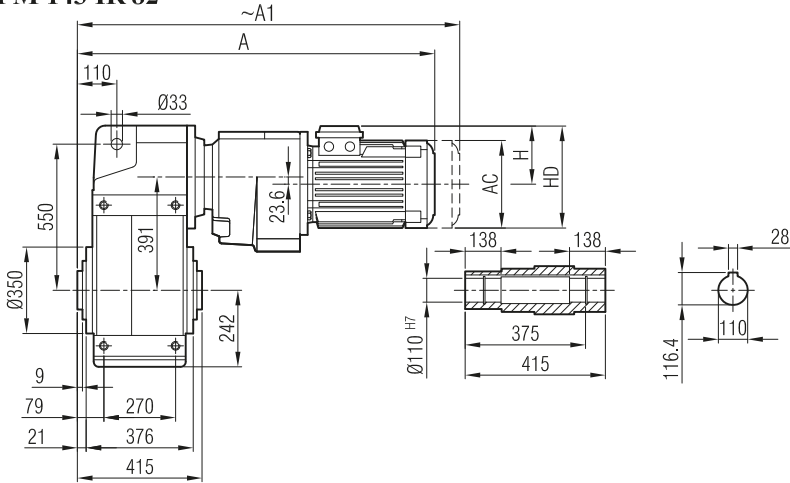


**Klemens Pozisyonları**  
Terminal Box Positions  
Klemenskasten Positionen



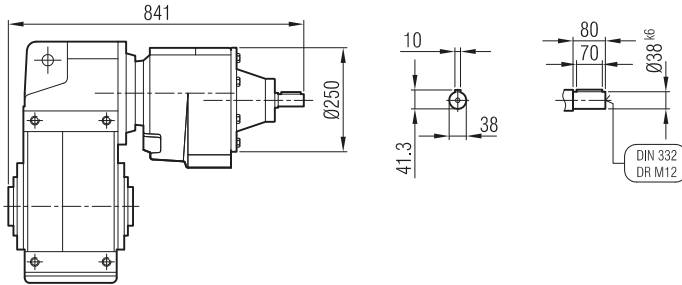


**YPM 143 İR 82**



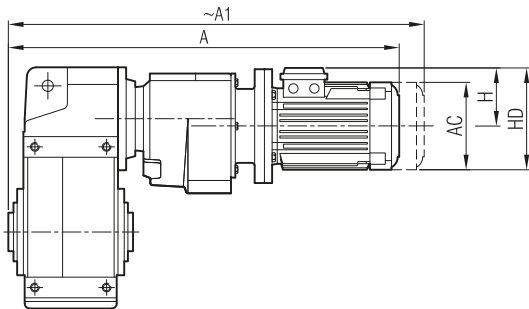
	112	132 S	132 M	160 M	160 L
A	874	902	927	967	989
A <sub>1</sub>	943	968	993	1045	1072
H	145	168	168	220	220
HD	257	300	300	380	380
AC	218	257	257	310	310

**YP 143 İR 82**



**"A<sub>1</sub>" Ölçüsü Frenli Motorlar içindir.**  
Dimension "A<sub>1</sub>" is for motors with brake.  
Le dimensions "A<sub>1</sub>" correspondent aux moteurs équipés de freins.

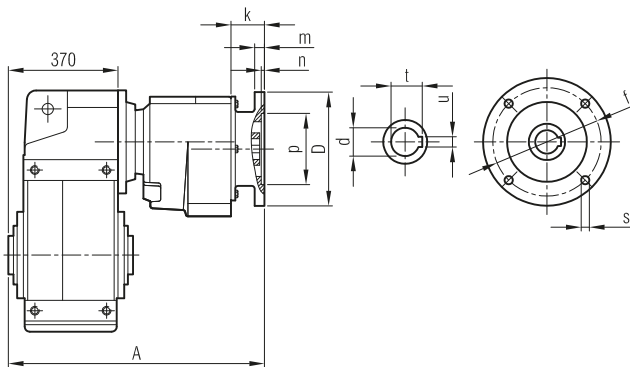
**YPPM 143 İR 82**



	112/B5	132 S/B5	132 M/B5	160 M/B5	160 L/B5
A	962	977	1002	1042	1062
A <sub>1</sub>	1031	1043	1068	1120	1145
H	145	168	168	220	220
HD	257	300	300	380	380
AC	218	257	257	310	310

**"A<sub>1</sub>" Ölçüsü Frenli Motorlar içindir.**  
Dimension "A<sub>1</sub>" is for motors with brake.  
Le dimensions "A<sub>1</sub>" correspondent aux moteurs équipés de freins.

**YPP 143 İR 82**

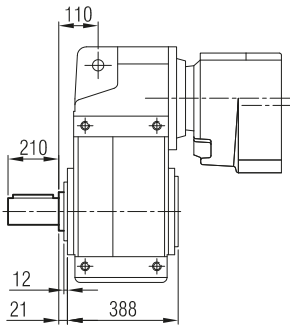


	A	Øp	Øf	ØD	s	k	m	n	Ød	t	u
112/B5	726	180	215	250	M12	74	14	5	28	31.3	8
132/B5	747	230	265	300	M12	95	17	6	38	41.3	10
160/B5	763	250	300	350	M14	111	18	6.5	42	45.3	12

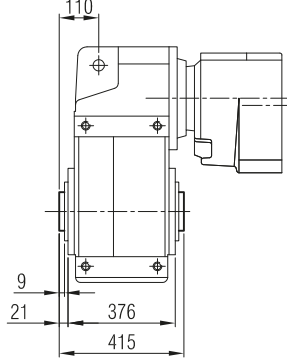


**YPM / YP**  
**YPPM / YPP**

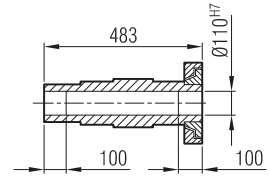
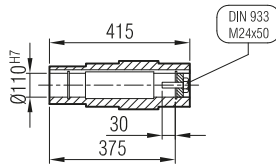
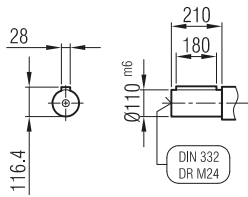
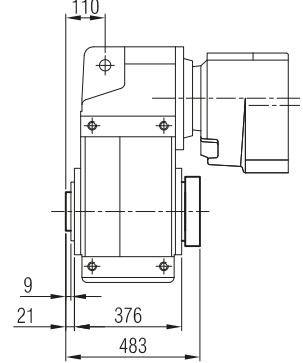
**... -SL**



**... -H**

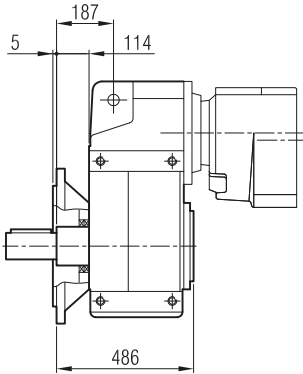


**... -SDL**

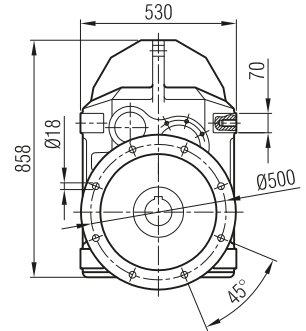
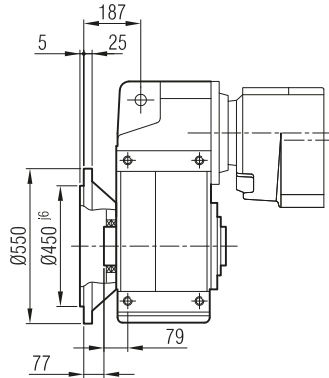


**YPFM / YPF**  
**YFPFM / YFPF**

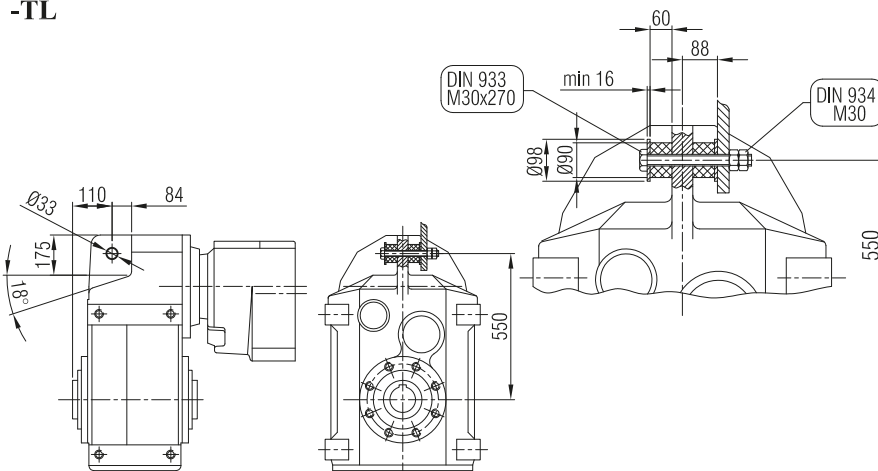
**... -FL -SL**



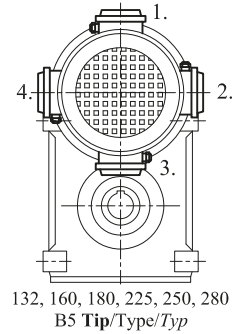
**... -FL**



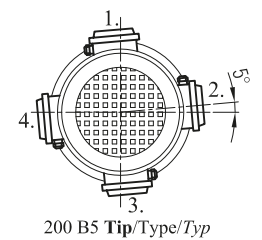
**-TL**



**Klemens Pozisyonları**  
Terminal Box Positions  
Klemenskasten Positionen



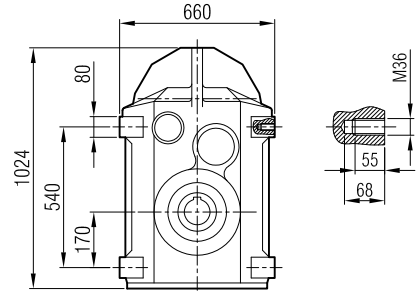
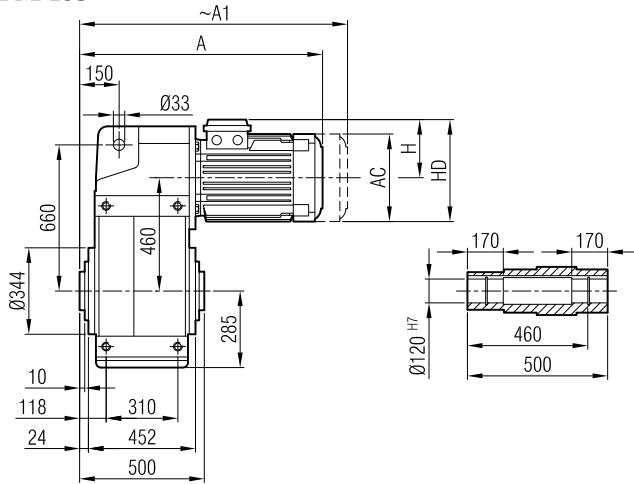
132, 160, 180, 225, 250, 280  
B5 Tip/Type/Typ



200 B5 Tip/Type/Typ

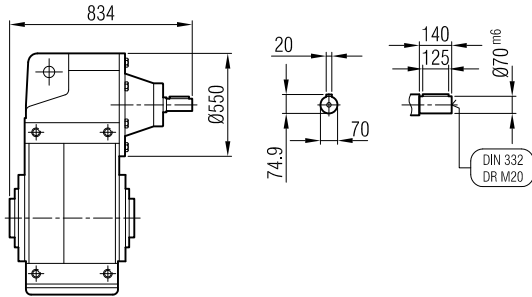


**YPM 152  
YPM 153**



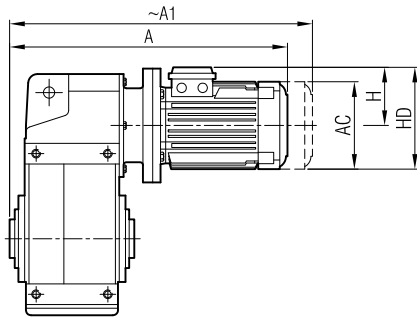
	160 M	160 L	180 M	180 L	200	225 S	225 M	250 M	280 S	280 M	315 S	315 M	315 L
A	935	979	992	1030	1081	1114	1139	1217	1278	1278	1483	1483	1553
A <sub>1</sub>	1050	1094	1112	1150	1201	1234	1259	1337	1398	1478	1683	1683	1753
H	220	220	241	241	277	285	285	322	350	350	510	510	510
HD	380	380	421	421	477	510	510	572	630	630	825	825	825
AC	310	310	348	348	390	434	434	480	544	544	614	614	614

**YP 152  
YP 153**



**"A<sub>1</sub>" Ölçüsü Frenli Motorlar içindir.**  
Dimension "A<sub>1</sub>" is for motors with brake.  
Le dimensions "A<sub>1</sub>" correspondent aux moteurs équipés de freins.

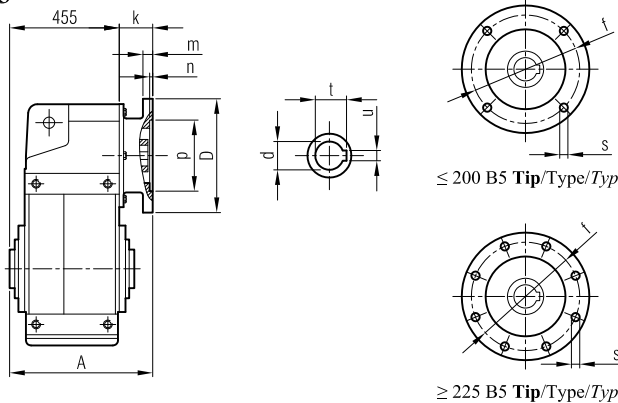
**YPPM 152  
YPPM 153**



	160 M/B5	160 L/B5	180 M/B5	180 L/B5	200/B5	225 S/B5	225 M/B5	250/B5
A	1036	1080	1093	1131	1251	1278	1303	1379
A <sub>1</sub>	1111	1155	1173	1211	1331	1358	1383	1459
H	220	220	241	241	277	285	285	322
HD	380	380	421	421	477	510	510	572
AC	310	310	348	348	390	434	434	480
	280 S/B5	280 M/B5	315 S/B5	315 M/B5	315 L/B5			
A	1441	1441	1673	1673	1743			
A <sub>1</sub>	1521	1601	1833	1833	2060			
H	350	350	510	510	510			
HD	630	630	825	825	825			
AC	544	544	614	614	614			

**"A<sub>1</sub>" Ölçüsü Frenli Motorlar içindir.**  
Dimension "A<sub>1</sub>" is for motors with brake.  
Le dimensions "A<sub>1</sub>" correspondent aux moteurs équipés de freins.

**YPP 152  
YPP 153**

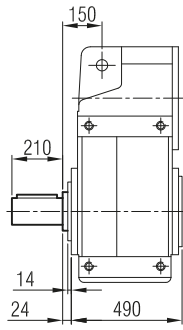


	A	Øp	Øf	ØD	s	k	m	n	Ød	t	u
160/B5	546	250	300	350	M14	91	18	6.5	42	45.3	12
180/B5	546	250	300	350	M14	91	18	6.5	48	51.8	14
200/B5	614	300	350	400	M16	159	20	6.5	55	59.3	16
225/B5	623	350	400	450	M16	168	22	6.5	60	64.4	18
250/B5	623	450	500	550	M16	168	22	6.5	65	69.4	18
280/B5	623	450	500	550	M16	168	22	6.5	75	75.9	20
315/B5	693	550	600	660	M24	238	24	7.5	85	90.4	22

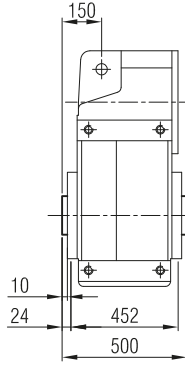


**YPM / YP  
YPPM / YPP**

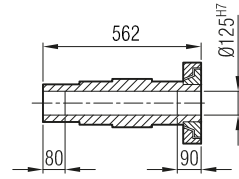
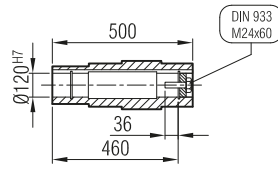
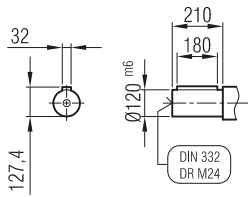
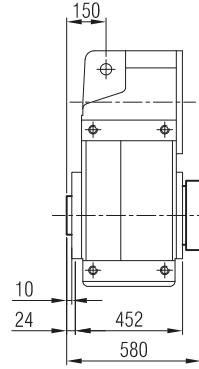
**... -SL**



**... -H**

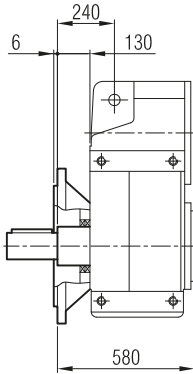


**... -SDL**

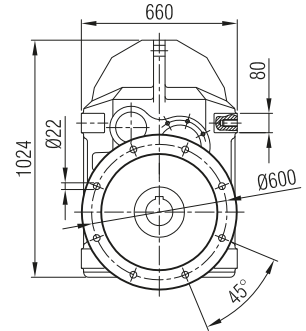
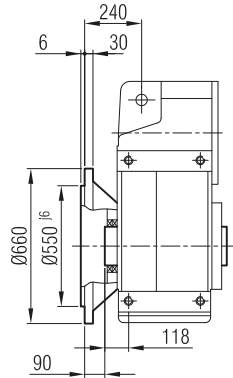


**YPFM / YPF  
YPFPM / YFPF**

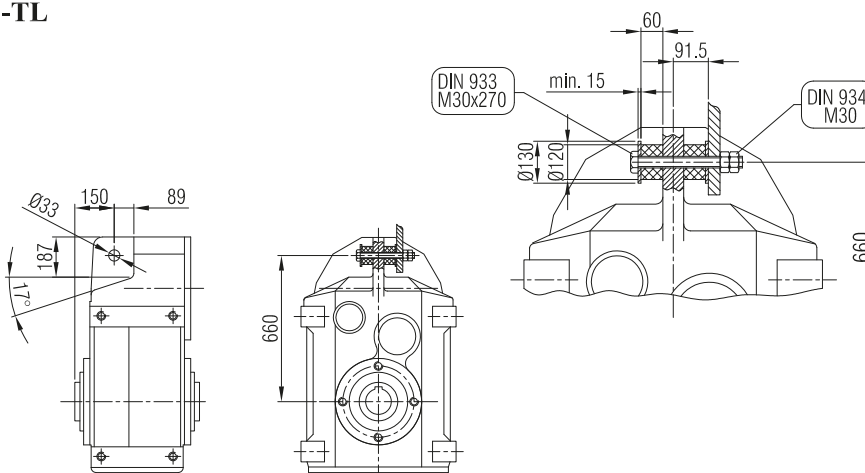
**... -FL -SL**



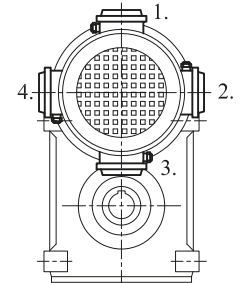
**... -FL**



**-TL**

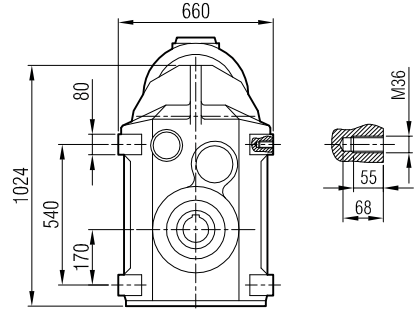
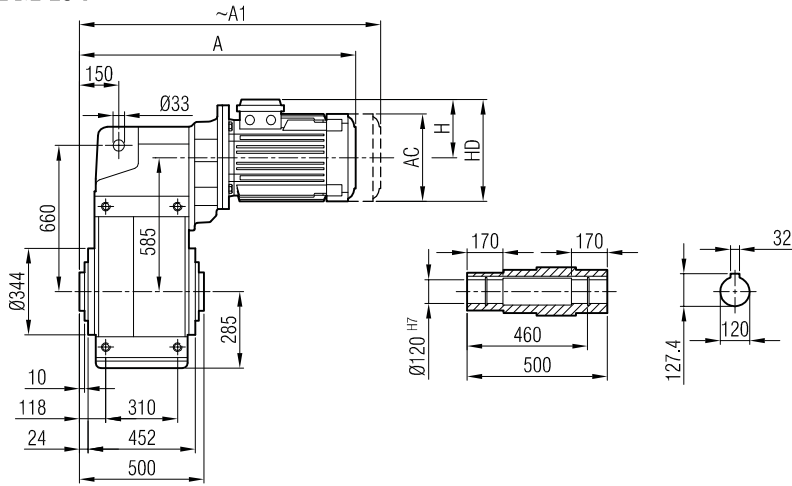


**Klemens Pozisyonları**  
Terminal Box Positions  
Klemenskasten Positionen



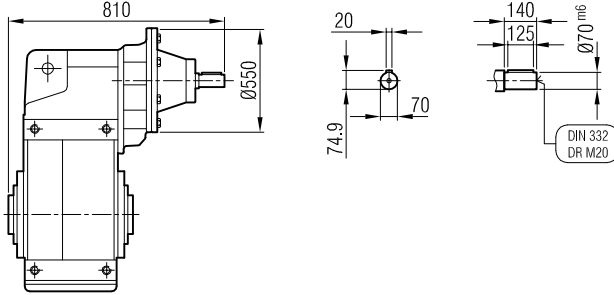


**YPM 154**



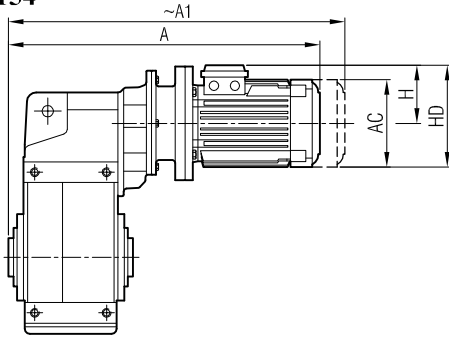
	100	112	132 S	132 M	160 M	160 L
A	851	871	912	950		
A <sub>1</sub>	929	954	1012	1050		
H	134	145	168	168		
HD	234	257	300	300		
AC	194	218	257	257		

**YP 154**



**"A<sub>1</sub>" Ölçüsü Frenli Motorlar içindir.**  
Dimension "A<sub>1</sub>" is for motors with brake.  
*Le dimensions "A<sub>1</sub>" correspondent aux moteurs équipés de freins.*

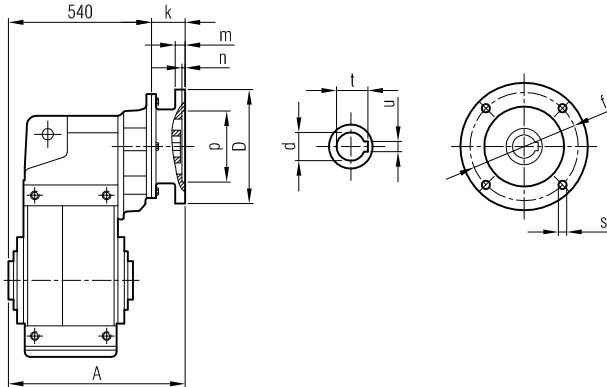
**YPPM 154**



	100/B5	112/B5	132 S/B5	132 M/B5
A	913	933	1004	1042
A <sub>1</sub>	991	1016	1104	1142
H	134	145	168	168
HD	234	257	300	300
AC	194	218	257	257

**"A<sub>1</sub>" Ölçüsü Frenli Motorlar içindir.**  
Dimension "A<sub>1</sub>" is for motors with brake.  
*Le dimensions "A<sub>1</sub>" correspondent aux moteurs équipés de freins.*

**YPP 154**

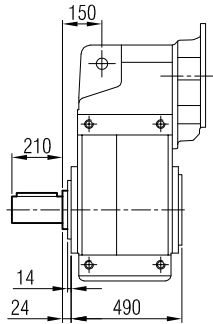


	A	Øp	Øf	ØD	s	k	m	n	Ød	t	u
100/B5	597	180	215	250	M12	57	15	5	28	31.3	8
112/B5	597	180	215	250	M12	57	15	5	28	31.3	8
132/B5	624	230	265	300	M14	84	17	6	38	41.3	10

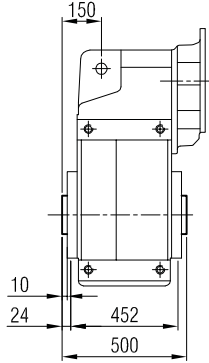


**YPM / YP  
YPPM / YPP**

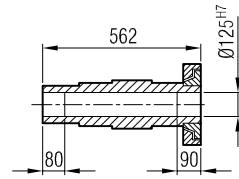
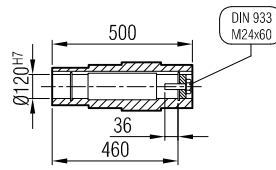
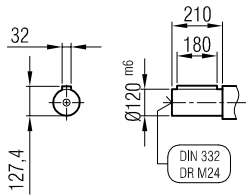
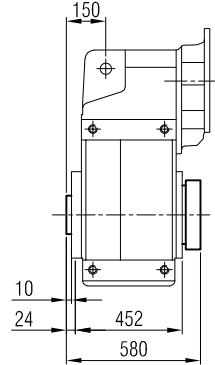
**... -SL**



**... -H**

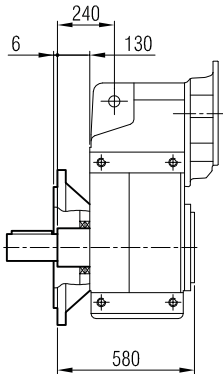


**... -SDL**

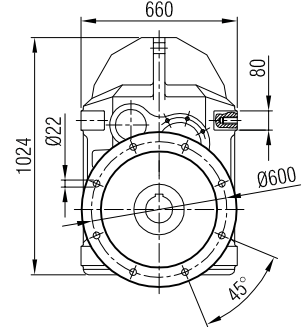
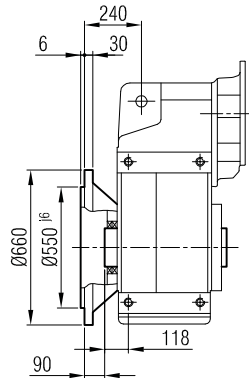


**YPFM / YPF  
YPFPM / YFPF**

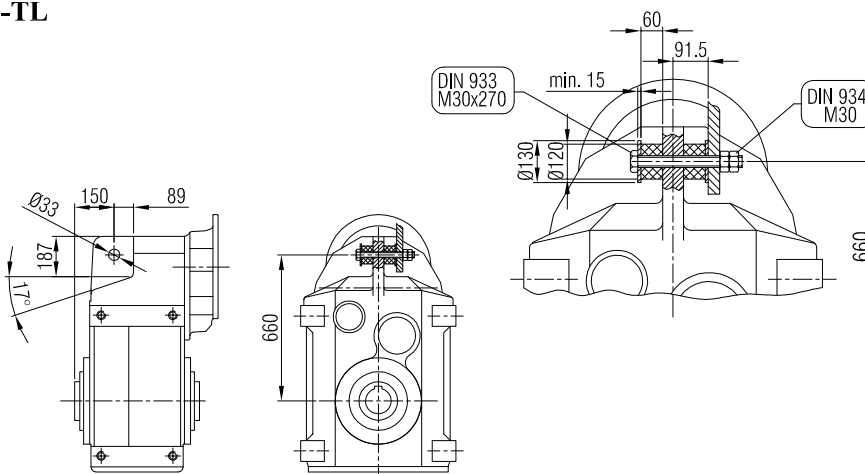
**... -FL -SL**



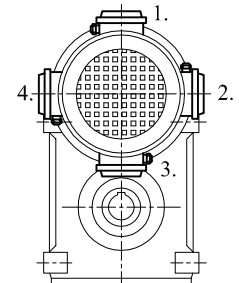
**... -FL**



**-TL**



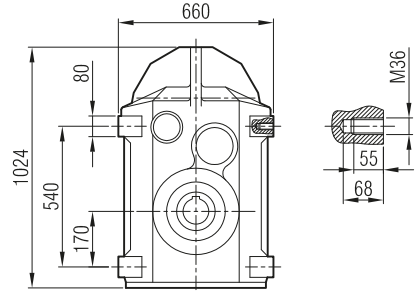
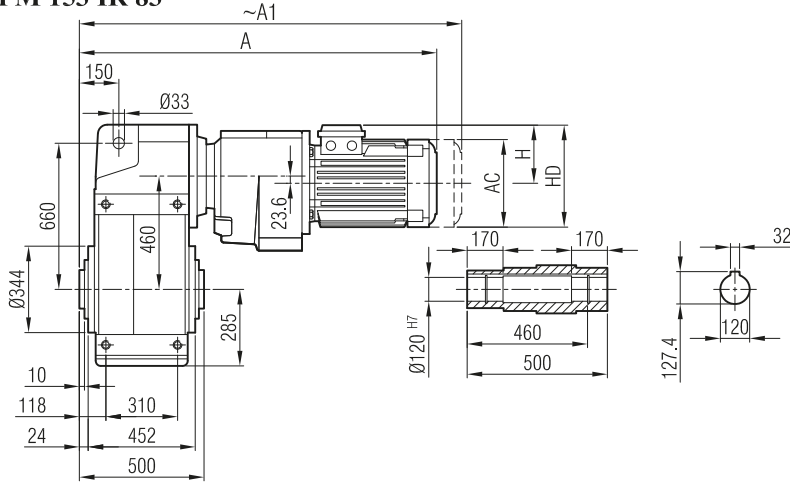
**Klemens Pozisyonları**  
Terminal Box Positions  
Klemenskasten Positionen





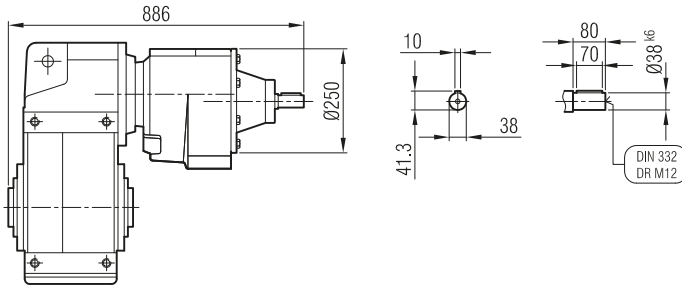


**YPM 152 İR 83**  
**YPM 153 İR 83**



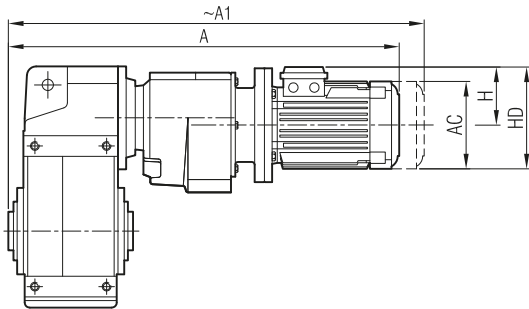
	80	90 S	90 L	100	112
A	919	947	972	1012	1034
A <sub>1</sub>	988	1013	1038	1090	1117
H	118	126	126	134	145
HD	198	216	216	234	257
AC	156	176	176	194	218

**YP 152 İR 82 / YP 152 İR 83**  
**YP 153 İR 82 / YP 153 İR 83**



**"A<sub>1</sub>" Ölçüsü Frenli Motorlar içindir.**  
Dimension "A<sub>1</sub>" is for motors with brake.  
Le dimensions "A<sub>1</sub>" correspondent aux moteurs équipés de freins.

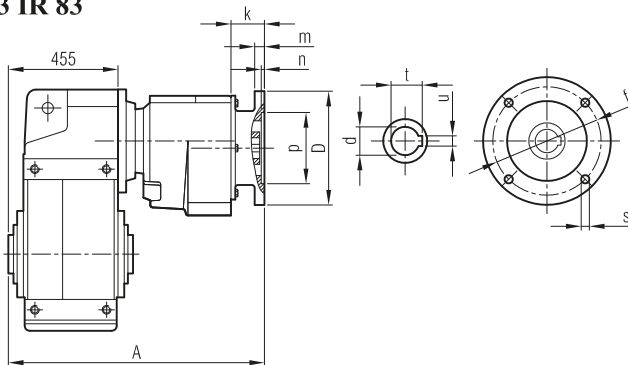
**YPPM 152 İR 83**  
**YPPM 153 İR 83**



	80/B5	90 S/B5	90 L/B5	100/B5	112/B5
A	1007	1022	1047	1087	1107
A <sub>1</sub>	1076	1088	1113	1165	1190
H	118	126	126	134	145
HD	198	216	216	234	257
AC	156	176	176	194	218

**"A<sub>1</sub>" Ölçüsü Frenli Motorlar içindir.**  
Dimension "A<sub>1</sub>" is for motors with brake.  
Le dimensions "A<sub>1</sub>" correspondent aux moteurs équipés de freins.

**YPP 152 İR 83**  
**YPP 153 İR 83**

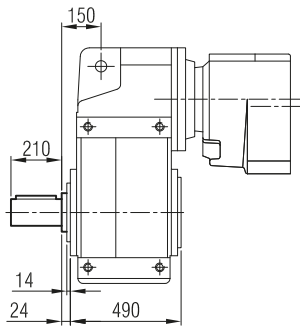


	A	Øp	Øf	ØD	s	k	m	n	Ød	t	u
80/B5	763	130	165	200	M10	67	12	5	19	21.8	6
90/B5	763	130	165	200	M10	67	12	5	24	27.3	8
100/B5	771	180	215	250	M12	71.5	14	5	28	31.3	8
112/B5	771	180	215	250	M12	71.5	14	5	28	31.3	8

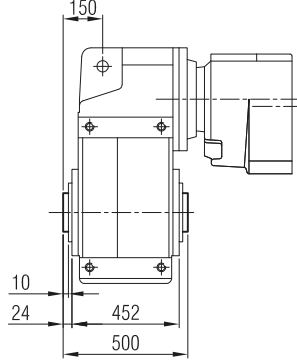


**YPM / YP  
YPPM / YPP**

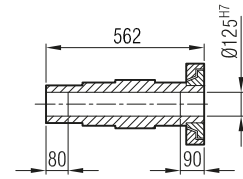
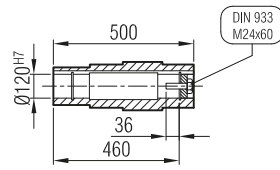
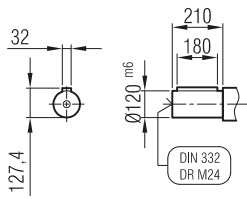
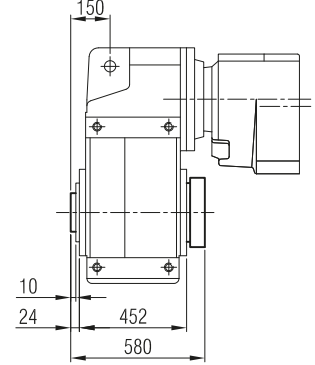
**... -SL**



**... -H**

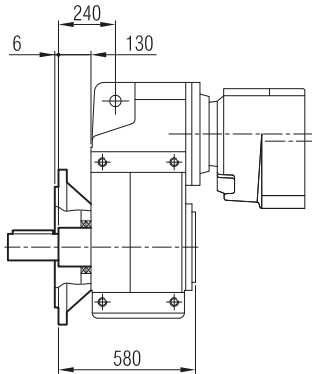


**... -SDL**

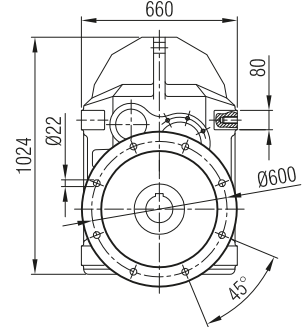
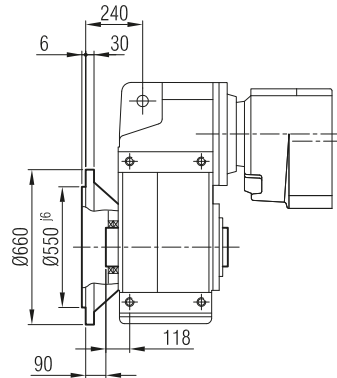


**YPFM / YPF  
YPFPM / YFPF**

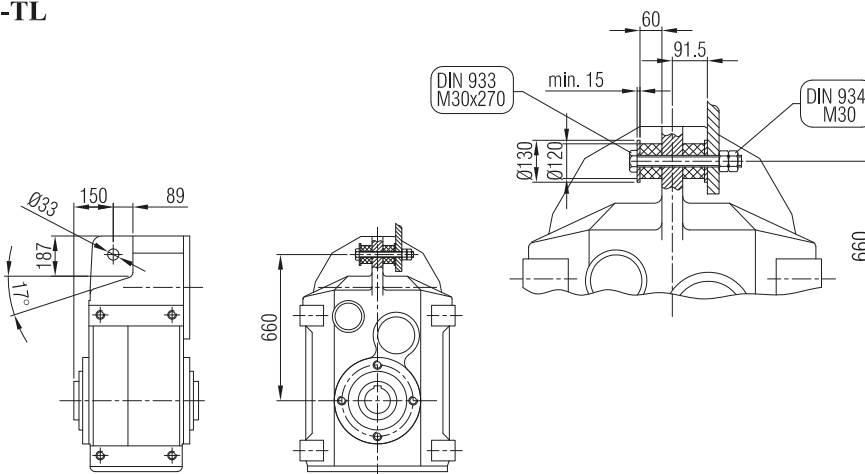
**... -FL -SL**



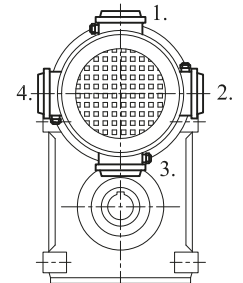
**... -FL**



**-TL**

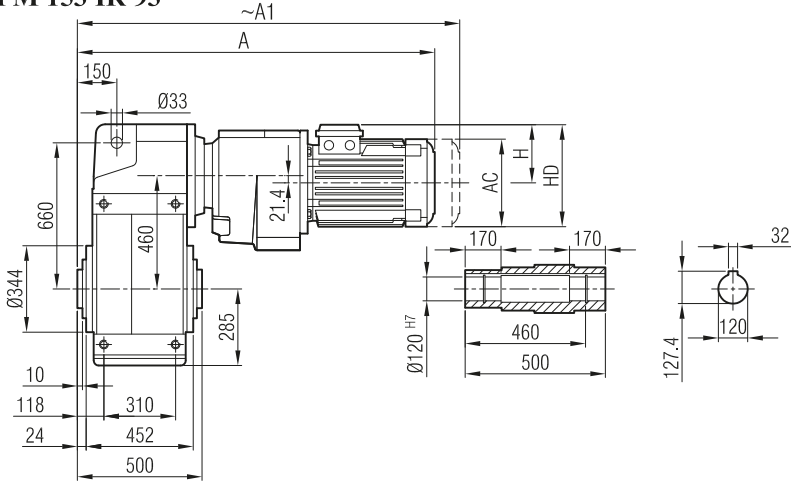


**Klemens Pozisyonları**  
Terminal Box Positions  
Klemenskasten Positionen



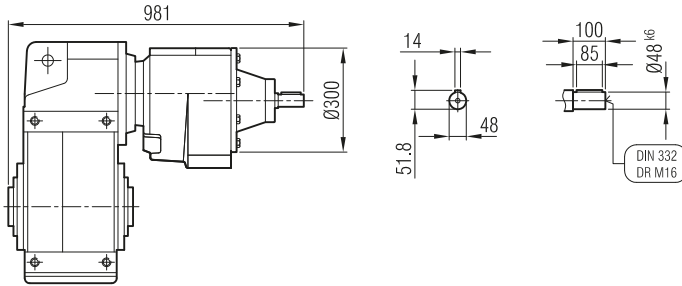


**YPM 153 İR 92**  
**YPM 153 İR 93**



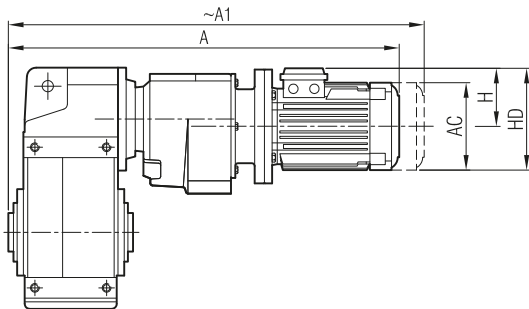
	100	112	132 S	132 M	160 M	160 L
A	1052	1075	1127	1165	1255	1299
A <sub>1</sub>	1130	1158	1227	1265	1370	1414
H	134	145	168	168	220	220
HD	234	257	300	300	380	380
AC	194	218	257	257	310	310

**YP 153 İR 92**  
**YP 153 İR 93**



**"A<sub>1</sub>" Ölçüsü Frenli Motorlar içindir.**  
Dimension "A<sub>1</sub>" is for motors with brake.  
*Le dimensions "A<sub>1</sub>" correspondent aux moteurs équipés de freins.*

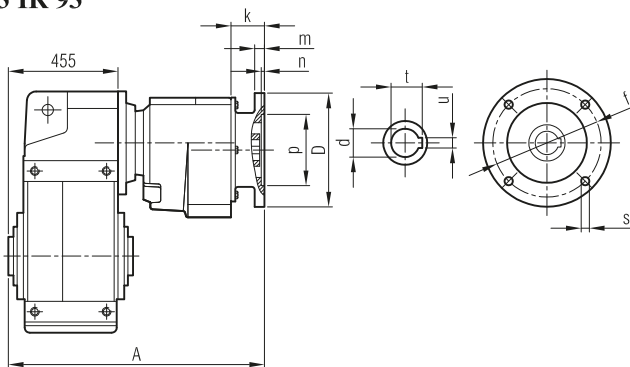
**YPPM 153 İR 92**  
**YPPM 153 İR 93**



	90 S/B5	90 L/B5	100/B5	112/B5	132 S/B5	132 M/B5	160 M/B5	160 L/B5
A	1055	1080	1121	1141	1222	1260	1348	1392
A <sub>1</sub>	1121	1146	1199	1224	1322	1360	1463	1507
H	126	126	134	145	168	168	220	220
HD	216	216	234	257	300	300	380	380
AC	176	176	194	218	257	257	310	310

**"A<sub>1</sub>" Ölçüsü Frenli Motorlar içindir.**  
Dimension "A<sub>1</sub>" is for motors with brake.  
*Le dimensions "A<sub>1</sub>" correspondent aux moteurs équipés de freins.*

**YPP 153 İR 92**  
**YPP 153 İR 93**

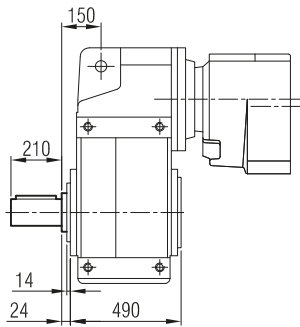


	A	Øp	Øf	ØD	s	k	m	n	Ød	t	u
90/B5	796	130	165	200	M10	49	12	5	24	27.3	8
100/B5	805	180	215	250	M12	58	14	5	28	31.3	8
112/B5	805	180	215	250	M12	58	14	5	28	31.3	8
132/B5	842	230	265	300	M12	95	17	6	38	41.3	10
160/B5	858	250	300	350	M14	111	18	6.5	42	45.3	12

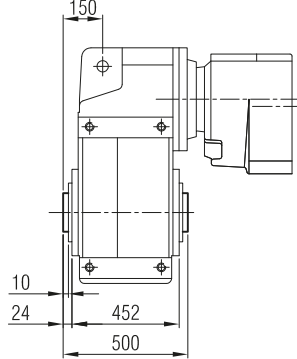


**YPM / YP  
YPPM / YPP**

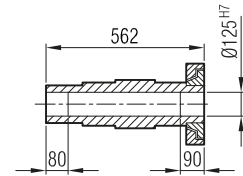
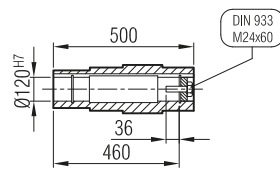
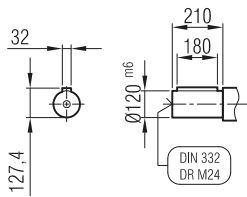
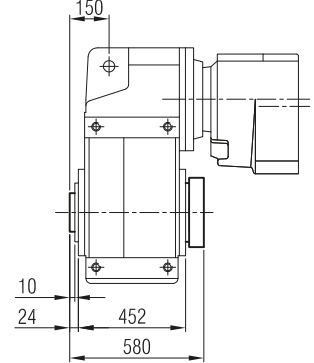
**... -SL**



**... -H**

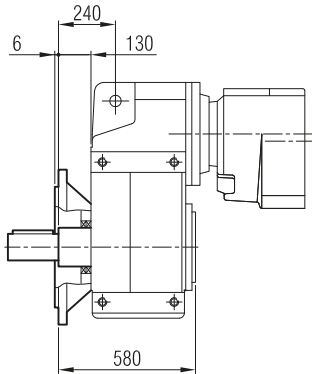


**... -SDL**

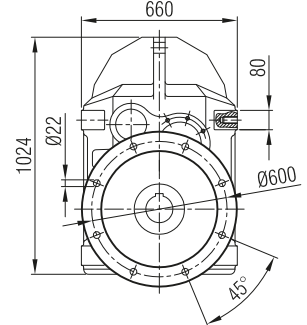
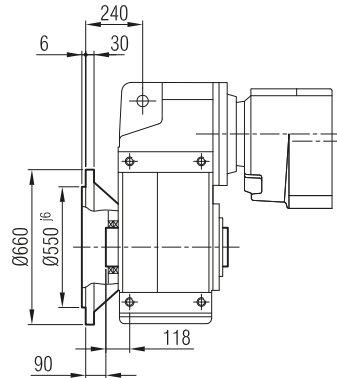


**YPFM / YPF  
YFPFM / YFPF**

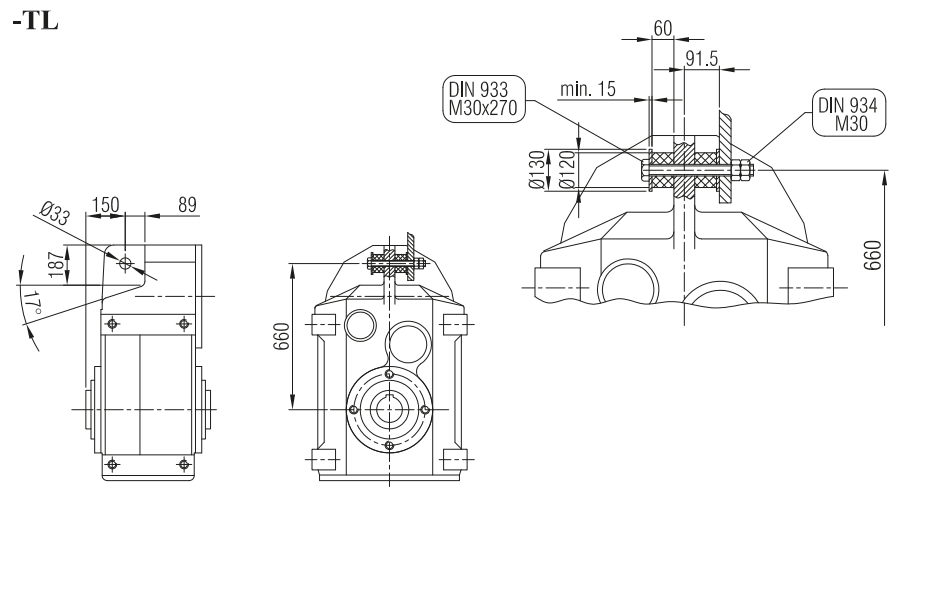
**... -FL -SL**



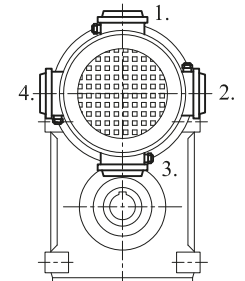
**... -FL**



**-TL**



**Klemens Pozisyonları**  
Terminal Box Positions  
Klemenskasten Positionen



**Notlar**  
Notes

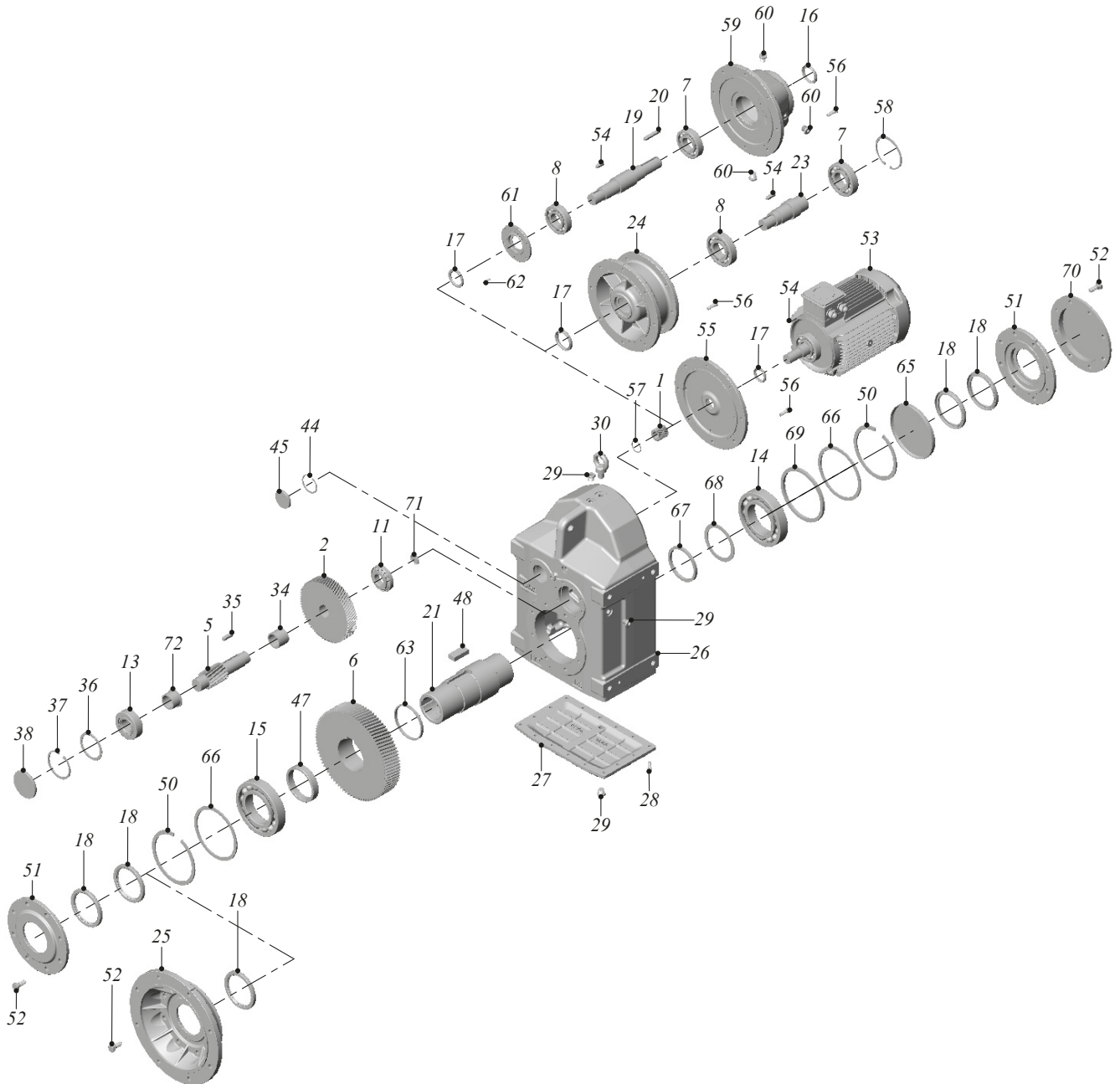
## YP Serisi Yedek Parça Listeleri

---

General Parts List  
*Liste des pièces détachées*

**TİP / TYPE / TYP****YPM - YPPM - YP - YPP****YPFM - YPPFM - YPF - YPPF**

42-52-62-72-82-92-102-122-142 152



**TİP / TYPE****YPM / YPPM / YP / YPP**

42-52-62-72-82-92-102-122-142 152

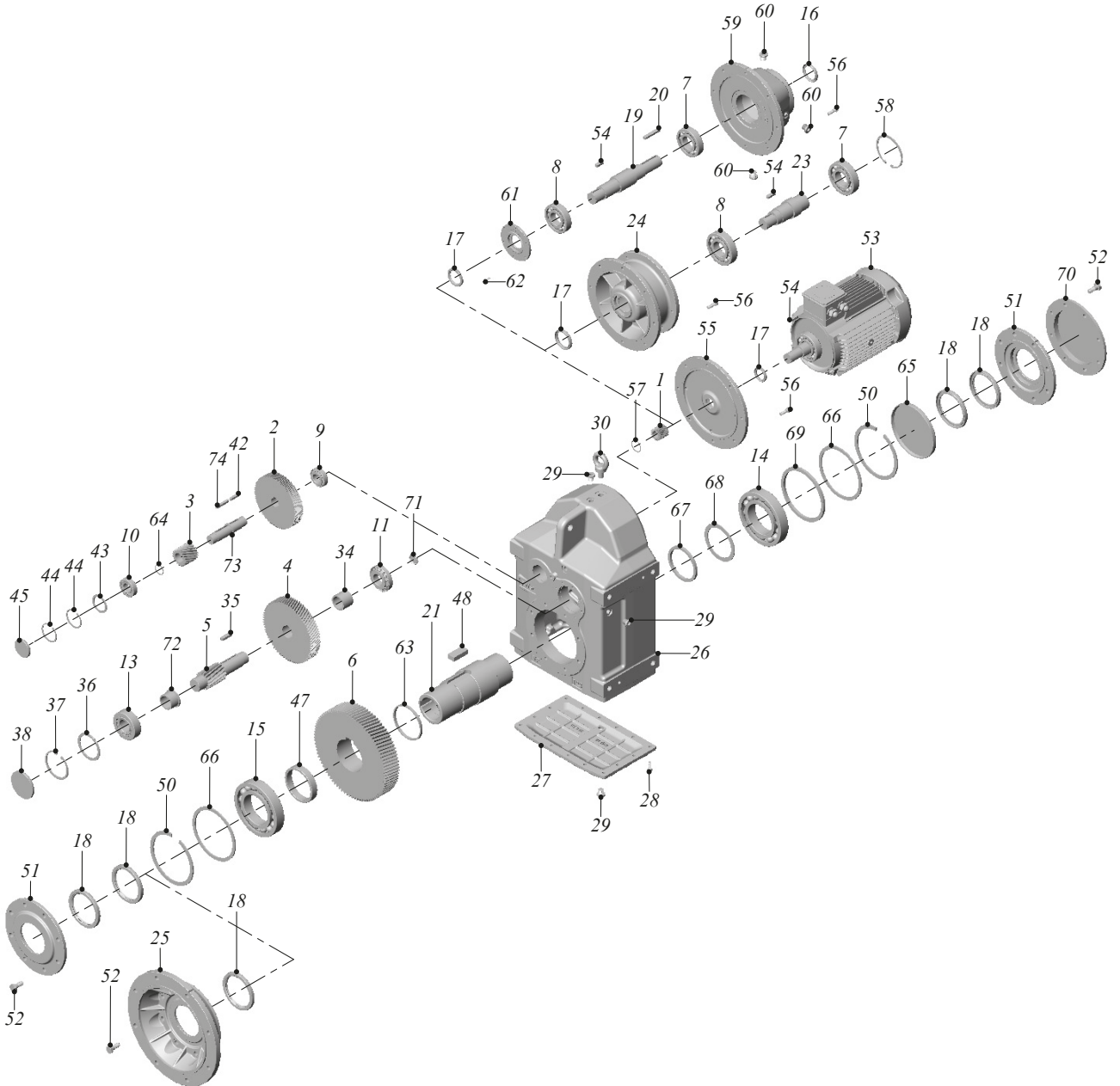
**YPFM / YPFPM / YPF / YFPF**

1 - Dişli Z1	1 - Gear Z1	1 - Pignon Z1
2 - Dişli Z2	2 - Gear Z2	2 - Pignon Z2
5 - Milli Dişli Z3	5 - Gear Z3	5 - Pignon Z3
6 - Dişli Z4	6 - Gear Z4	6 - Pignon Z4
11 - Rulman	11 - Bearing	11 - Roulement
13 - Rulman	13 - Bearing	13 - Roulement
14 - Rulman	14 - Bearing	14 - Roulement
15 - Rulman	15 - Bearing	15 - Roulement
16 - Keçe	16 - Seal	16 - Joint
17 - Keçe	17 - Seal	17 - Joint
18 - Keçe	18 - Seal	18 - Joint
19 - Giriş Mili	19 - Input Shaft	19 - Arbre d'entrée
20 - Kama	20 - Key	20 - Clavette
21 - Kovan	21 - Hollow Shaft	21 - Arbre creux
23 - Ara Bağlantı Mili	23 - Connection Shaft	23 - Arbre connecteur
24 - Pam Flanş (IEC)	24 - IEC Flange	24 - Bride IEC
25 - Flanş	25 - Flange	25 - Bride
26 - Gövde	26 - Gear Case	26 - Carter
27 - Kapak	27 - Cover	27 - Couvercle
28 - Cıvata	28 - Bolt	28 - Vis
29 - Yağ Tapası	29 - Oil Plug	29 - Bouchon d'huile
30 - Taşıma Kancası	30 - Lifting Eye Bolt	30 - Anneau de levage
34 - Burç	34 - Spacer	34 - Anneau d'espacement
35 - Kama	35 - Key	35 - Clavette
36 - Pul	36 - Washer	36 - Joint
37 - Segman	37 - Circlip	37 - Circlip
38 - Tapa	38 - Locking Cover	38 - Bouchon
44 - Segman	44 - Circlip	44 - Circlip
45 - Tapa	45 - Locking Cover	45 - Bouchon
47 - Burç	47 - Spacer	47 - Anneau d'espacement
48 - Kama	48 - Key	48 - Clavette
50 - Segman	50 - Circlip	50 - Circlip
51 - Keçe Kapağı	51 - Seal Cover	51 - Joint
52 - Cıvata	52 - Bolt	52 - Vis
53 - Motor	53 - Electric Motor	53 - Moteur électrique
54 - Kama	54 - Key	54 - Clavette
55 - Motor Bağlantı Kapağı	55 - Motor Mounting Adapter	55 - Bride moteur
56 - Cıvata	56 - Bolt	56 - Vis
57 - Segman	57 - Circlip	57 - Circlip
58 - Segman	58 - Circlip	58 - Circlip
59 - Motorsuz Kapak	59 - Input cover	59 - Bride d'entrée
60 - Yağ Tapası	60 - Oil Plug	60 - Bouchon d'huile
61 - Keçe Kapağı	61 - Seal Cover	61 - Joint
62 - Cıvata	62 - Bolt	62 - Vis
63 - Burç	63 - Spacer	63 - Anneau d'espacement
65 - Tapa	65 - Locking Cover	65 - Bouchon
66 - Pul	66 - Washer	66 - Joint
67 - Burç	67 - Spacer	67 - Anneau d'espacement
68 - Pul	68 - Washer	68 - Joint
69 - Burç	69 - Spacer	69 - Anneau d'espacement
70 - Toz Kapağı	70 - Hood Cover	70 - Couvercle
71 - Tapa	71 - Locking Cover	71 - Bouchon
72 - Burç	72 - Spacer	72 - Anneau d'espacement



**TİP / TYPE / TYP****YPM - YPPM - YP - YPP****YPFM - YPPFM - YPF - YPFP**

43-53-63-73-83-93-103-123-143 153



**TİP / TYPE****YPM / YPPM / YP / YPP****YPFM / YPFPM / YPF / YPF**

43-53-63-73-83-93-103-123-143 153

1 - Dişli Z1	1 - Gear Z1	1 - Pignon Z1
2 - Dişli Z2	2 - Gear Z2	2 - Pignon Z2
3 - Milli Dişli Z3	3 - Gear Z3	3 - Pignon Z3
4 - Dişli Z4	4 - Gear Z4	4 - Pignon Z4
5 - Milli Dişli Z5	5 - Gear Z5	5 - Pignon Z5
6 - Dişli Z6	6 - Gear Z6	6 - Pignon Z6
7 - Rulman	7 - Bearing	7 - Roulement
8 - Rulman	8 - Bearing	8 - Roulement
9 - Rulman	9 - Bearing	9 - Roulement
10 - Rulman	10 - Bearing	10 - Roulement
11 - Rulman	11 - Bearing	11 - Roulement
13 - Rulman	13 - Bearing	13 - Roulement
14 - Rulman	14 - Bearing	14 - Roulement
15 - Rulman	15 - Bearing	15 - Roulement
16 - Keçe	16 - Seal	16 - Joint
17 - Keçe	17 - Seal	17 - Joint
18 - Keçe	18 - Seal	18 - Joint
19 - Giriş Mili	19 - Input Shaft	19 - Arbre d'entrée
20 - Kama	20 - Key	20 - Clavette
21 - Kovan	21 - Hollow Shaft	21 - Arbre creux
23 - Ara Bağlantı Mili	23 - Connection Shaft	23 - Arbre connecteur
24 - Pam Flanş (IEC)	24 - IEC Flange	24 - Bride IEC
25 - Flanş	25 - Flange	25 - Bride
26 - Gövde	26 - Gear Case	26 - Carter
27 - Kapak	27 - Cover	27 - Couvercle
28 - Cıvata	28 - Bolt	28 - Vis
29 - Yağ Tapası	29 - Oil Plug	29 - Bouchon d'huile
30 - Taşıma Kancası	30 - Lifting Eye Bolt	30 - Anneau de levage
34 - Burç	34 - Spacer	34 - Anneau d'espacement
35 - Kama	35 - Key	35 - Clavette
36 - Pul	36 - Washer	36 - Joint
37 - Segman	37 - Circlip	37 - Circlip
38 - Tapa	38 - Locking Cover	38 - Bouchon
42 - Kama	42 - Key	42 - Clavette
43 - Pul	43 - Washer	43 - Joint
44 - Segman	44 - Circlip	44 - Circlip
45 - Tapa	45 - Locking Cover	45 - Bouchon
47 - Burç	47 - Spacer	47 - Anneau d'espacement
48 - Kama	48 - Key	48 - Clavette
50 - Segman	50 - Circlip	50 - Circlip
51 - Keçe Kapağı	51 - Seal Cover	51 - Joint
52 - Cıvata	52 - Bolt	52 - Vis
53 - Motor	53 - Electric Motor	53 - Moteur électrique
54 - Kama	54 - Key	54 - Clavette
55 - Motor Bağlantı Kapağı	55 - Motor Mounting Adapter	55 - Bride moteur
56 - Cıvata	56 - Bolt	56 - Vis
57 - Segman	57 - Circlip	57 - Circlip
58 - Segman	58 - Circlip	58 - Circlip
59 - Motorsuz Kapak	59 - Input cover	59 - Bride d'entrée
60 - Yağ Tapası	60 - Oil Plug	60 - Bouchon d'huile
61 - Keçe Kapağı	61 - Seal Cover	61 - Joint
62 - Cıvata	62 - Bolt	62 - Vis
63 - Burç	63 - Spacer	63 - Anneau d'espacement
64 - Segman	64 - Circlip	64 - Circlip
65 - Tapa	65 - Locking Cover	65 - Bouchon
66 - Pul	66 - Washer	66 - Joint
67 - Burç	67 - Spacer	67 - Anneau d'espacement
68 - Pul	68 - Washer	68 - Joint
69 - Burç	69 - Spacer	69 - Anneau d'espacement
70 - Toz Kapağı	70 - Hood Cover	70 - Couvercle
71 - Tapa	71 - Locking Cover	71 - Bouchon
72 - Burç	72 - Spacer	72 - Anneau d'espacement
73 - Dişli Mili	73 - Gear Shaft	73 - Arbre a pignons
74 - Kama	74 - Key	74 - Clavette

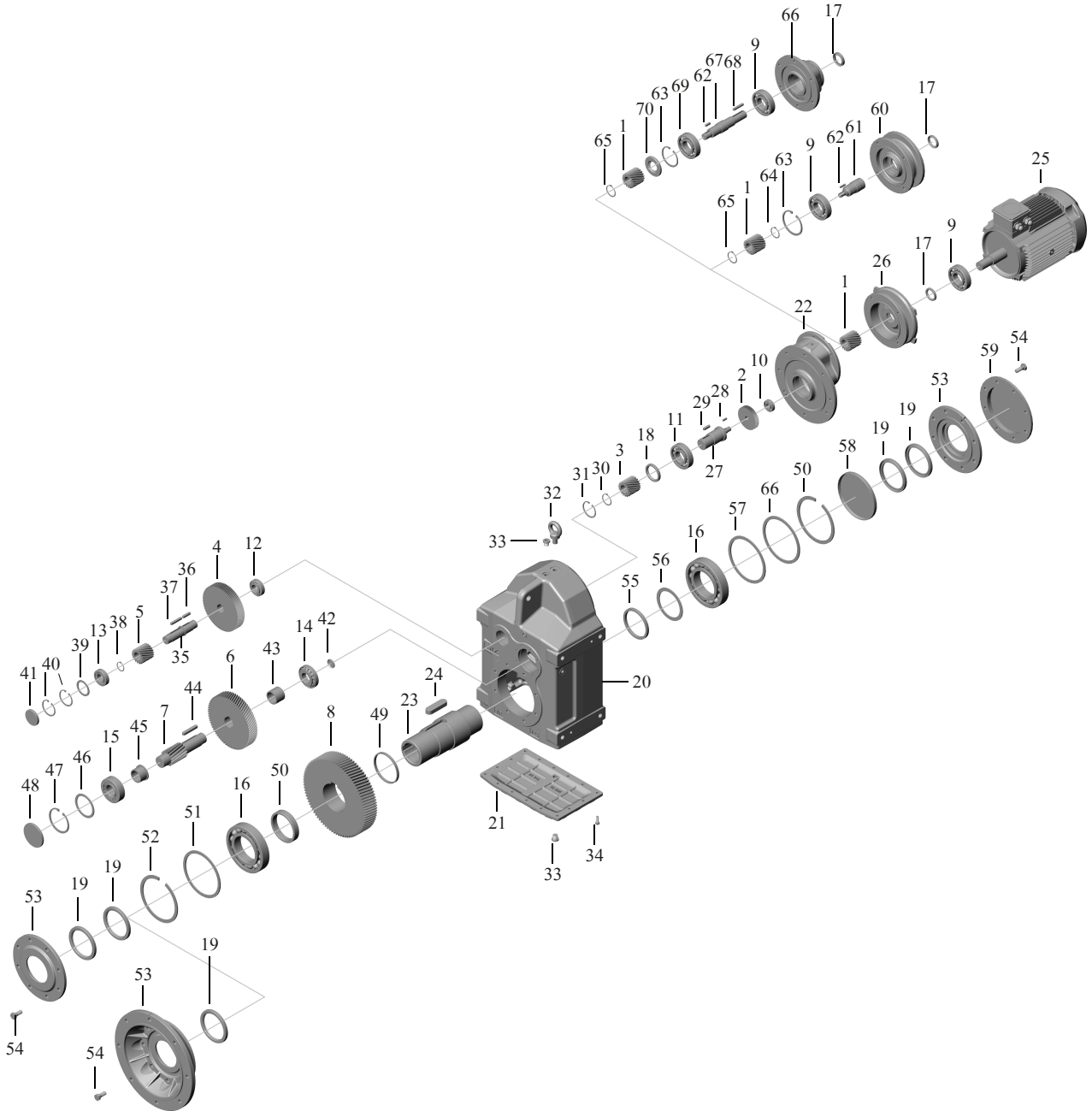


**TİP / TYPE**

**YPM - YPPM - YP - YPP**

**YPFM - YPPFM - YPF - YPPF**

74-84-94-104-124-144-154



**TİP / TYPE****YPM / YPPM / YP / YPP**

74-84-94-104-124-144-154

**YPFM / YPFPM / YPF / YPFF**

1 - Dişli Z1	1 - Gear Z1	1 - Pignon Z1
2 - Dişli Z2	2 - Gear Z2	2 - Pignon Z2
3 - Dişli Z3	3 - Gear Z3	3 - Pignon Z3
4 - Dişli Z4	4 - Gear Z4	4 - Pignon Z4
5 - Milli Dişli Z5	5 - Gear Z5	5 - Pignon Z5
6 - Dişli Z6	6 - Gear Z6	6 - Pignon Z6
7 - Milli Dişli Z7	7 - Gear Z7	7 - Pignon Z7
8 - Dişli Z8	8 - Gear Z8	8 - Pignon Z8
9 - Rulman	9 - Bearing	9 - Roulement
10 - Rulman	10 - Bearing	10 - Roulement
11 - Rulman	11 - Bearing	11 - Roulement
12 - Rulman	12 - Bearing	12 - Roulement
13 - Rulman	13 - Bearing	13 - Roulement
14 - Rulman	14 - Bearing	14 - Roulement
15 - Rulman	15 - Bearing	15 - Roulement
16 - Rulman	16 - Bearing	16 - Roulement
17 - Keçe	17 - Seal	17 - Joint
18 - Keçe	18 - Seal	18 - Joint
19 - Keçe	19 - Seal	19 - Joint
20 - Gövde	20 - Gear Case	20 - Carter
21 - Kapak	21 - Cover	21 - Couvercle
22 - V Gövde	22 - Gear Case V	22 - Carter V
23 - Kovan	23 - Hollow Shalt	23 - Arbre creux
24 - Kama	24 - Key	24 - Clavette
25 - Motor	25 - Electric Motor	25 - Moteur électrique
26 - Motor Bağlantı Kapağı	26 - Motor Mounting Adapter	26 - Bride moteur
27 - Ara Bağlantı Mili	27 - Connection Shaft	27 - Arbre connecteur
28 - Kama	28 - Key	28 - Clavette
29 - Kama	29 - Key	29 - Clavette
30 - Segman	30 - Circlip	30 - Circlip
31 - Segman	31 - Circlip	31 - Circlip
32 - Taşıma Kancası	32 - Lifting Eye Bolt	32 - Anneau de levage
33 - Yağ Tapası	33 - Oil Plug	33 - Bouchon d'huile
34 - Cıvata	34 - Bolt	34 - Vis
35 - Dişli Mili	35 - Gear Shaft	35 - Arbre a pignons
36 - Kama	36 - Key	36 - Clavette
37 - Kama	37 - Key	37 - Clavette
38 - Segman	38 - Circlip	38 - Circlip
39 - Pul	39 - Washer	39 - Joint
40 - Segman	40 - Circlip	40 - Circlip
41 - Tapa	41 - Locking Cover	41 - Bouchon
42 - Tapa	42 - Locking Cover	42 - Bouchon
43 - Burç	43 - Spacer	43 - Anneau d'espacement
44 - Kama	44 - Key	44 - Clavette
45 - Burç	45 - Spacer	45 - Anneau d'espacement
46 - Pul	46 - Washer	46 - Joint
47 - Segman	47 - Circlip	47 - Circlip
48 - Tapa	48 - Locking Cover	48 - Bouchon
49 - Burç	49 - Spacer	49 - Anneau d'espacement
50 - Burç	50 - Spacer	50 - Anneau d'espacement
51 - Pul	51 - Washer	51 - Joint
52 - Segman	52 - Circlip	52 - Circlip
53 - Keçe Kapağı / Flanş	53 - Seal Cover / Flange	53 - Joint / Bride
54 - Cıvata	54 - Bolt	54 - Vis
55 - Burç	55 - Spacer	55 - Anneau d'espacement
56 - Pul	56 - Washer	56 - Joint
57 - Pul	57 - Washer	57 - Joint
58 - Tapa	58 - Locking Cover	58 - Bouchon
59 - Toz Kapağı	59 - Hood Cover	59 - Couvercle
60 - Pam Flanş (IEC)	60 - IEC Flange	60 - Bride IEC
61 - Ara Bağlantı Mili	61 - Connection Shaft	61 - Arbre connecteur
62 - Kama	62 - Key	62 - Clavette
63 - Segman	63 - Circlip	63 - Circlip
64 - Segman	64 - Circlip	64 - Circlip
65 - Segman	65 - Circlip	65 - Circlip
66 - Motorsuz Kapak	66 - Input cover	66 - Bride d'entrée
67 - Giriş Mili	67 - Input shaft	67 - Arbre d'entrée
68 - Kama	68 - Key	68 - Clavette
69 - Rulman	69 - Bearing	69 - Roulement
70 - Keçe	70 - Seal	70 - Joint

**Notlar**  
Notes

**Notlar**  
Notes



REDÜKTÖR & VARYATÖR SAN. VE TİC. A.Ş.

**Fabrika - Merkez Satış**

Şeyhli Sanayi Caddesi No:1 Pendik / İSTANBUL - TÜRKİYE  
Tel. +90 216 378 03 26 (Pbx) - Fax. +90 216 378 06 86

**Şatış Ofisi**

Demirkapı Mah. Keresteciler Sit. Rıza Uzun Sk. No:5 Topçular / İSTANBUL - TÜRKİYE  
Tel. +90 212 567 87 32/33 - Fax. +90 212 612 61 17

imak@imakreduktor.com

[www.imakreduktor.com](http://www.imakreduktor.com)